

**BEFORE THE HON'BLE CENTRAL ELECTRICITY REGULATORY COMMISSION**  
**NEW DELHI**

**PETITION NO.....**

**IN THE MATTER OF** : Petition Under Section 62 and 79 (1) (a) of the Electricity Act, 2003 read with Chapter-III of the Central Electricity Regulatory Commission (Conduct of Business) Regulations, 2023 and Chapter-3, Regulation-9 of Central Electricity Regulatory Commission (Terms and Conditions of Tariff) Regulations, 2024 for approval of tariff of **Nabinagar Thermal Power Project (4x250 MW) for the period from 01.04.2024 to 31.03.2029.**

**INDEX**

<b>Sl. No.</b>	<b>Description</b>	<b>Page No.</b>
1	Summary of Issues	2-5
2	Petition for Revision of Tariff for Nabinagar Thermal Power Project (4X250 MW)	6-16
3	Affidavit	17-18
4	Copy of Form-I (2024-25 fee payment)	19-20
5	Appendix-I (Tariff Forms)	21-116
6	Annexure-A Letter of Obsolescence HMI	117
7	Annexure-B CEA Guidelines	118-141
8	Annexure-C Communication from BHEL	142
9	Form-15	143-166

  
अविनाश शुक्ला / AVINASH SHUKLA  
वरिष्ठ प्रबंधक (सी.पी.पी.)  
Sr. Manager (EEMG)  
बी.आर.डी.सी.एल. / BRBCL  
नवीनगर टी.पी.पी. / Nabinagar T.P.P.  
औरंगाबाद, बिहार / Aurangabad, Bihar

## Summary of Issues

### Determination of Tariff of Nabinagar TPP (4X250 MW) for 2024-29 Period

#### I. CONSPECTUS:

- 1) The Petitioner - Bhartiya Rail Bijlee Company Ltd. (hereinafter referred to as 'Petitioner'/ 'BRBCL') is a Joint Venture Company of NTPC Limited and Railways, incorporated under the Companies Act, 1956, with a shareholding pattern of NTPC (74%) and Indian Railways (26%). BRBCL is a Government Company as defined under Section 2(45) of the Companies Act, 2013 and a Generating Company as defined under Section 2(28) of the Electricity Act, 2003.
- 2) The Petitioner has a power project at Nabinagar, Dist. Aurangabad, Bihar i.e Nabinagar Thermal Power Project (4X250 MW) (hereinafter referred as '**Nabinagar TPP**'/ **NTPP**') station is located in the State of Bihar. The power generated from Nabinagar TPP is being supplied to Indian Railways and Bihar Discoms.
- 3) Instant Petition is filed under Section 62 and 79 (1) (a) of the Electricity Act, 2003 read with Chapter-III of the Central Electricity Regulatory Commission (Conduct of Business) Regulations, 2023 and Chapter-3, Regulation-9 of Central Electricity Regulatory Commission (Terms and Conditions of Tariff) Regulations, 2024 for approval of tariff of Nabinagar TPP for the period from 01.04.2024 to 31.03.2029.



अविनाश शुक्ला / AVINASH SHUKLA  
वरिष्ठ प्रबंधक / Sr. Manager  
बी.अर.बो.सो.एल./ BRBCL  
नवीनगर टी.पी.पी./ Nabinagar T.P.P.  
औरंगाबाद, बिहार/ Aurangabad, Bihar

- 4) Petitioner has filed a separate petition under Regulation-13 of Central Electricity Regulatory Commission (Terms and Conditions of Tariff) Regulations, 2019 for revision of tariff of instant station for the period from 01.04.2019 to 31.03.2024 after the truing up exercise.
- 5) Petition no. 59/GT/2022 for the 2019-24 period for the instant station is presently under consideration of Hon'ble Commission. Further, the petitioner vide affidavit dated 28.11.2024 had filed a separate true up petition for the period 30.04.2019 to 31.03.2024 for revision of tariff in line with the applicable provisions of Tariff Regulations 2019.

## II. ISSUES FOR CONSIDERATION:

**Capital Cost:** It is submitted that the closing capital cost as on 31.03.2024 in the aforesaid true-up petition based on the actual expenditure after truing up exercise for the period 2019-24 has been considered as opening capital cost as on 01.04.2024 in the instant petition.

- (a) The tariff of instant station for 2024-29 period has been worked out based on opening capital cost as on 01.04.2024 arrived as above and projected additional capital expenditure (Add Cap) for 2024-29 period. The detail of projected add cap year wise is provided in Form-9 of the Tariff forms attached as **Appendix-I**.
- (b) **Claim of water charges, Capital Spares Consumption & security expenses:**
- i. **Water Charges:** Water charges are claimed based on projected expenditure towards water charges and provided in Form-3A of Appendix-I.

  
अविनाश शुक्ला / AVINASH SHUKLA  
वरिष्ठ प्रबंधक (ईंईंएमजी)  
Sr. Manager (EEMG)  
बी.आर.वी.सी.एल. एम.सी.पी.ए.  
नवीनगर टी.पी.सी.एल. एम.सी.पी.ए.  
औरंगाबाद, दिनांक ०५/०४/२०२४

- ii. **Capital Spares Consumption:** The details of year-wise actual capital spares consumption is not provided at the instant petition. The same shall be provided at the time of true-up in terms of the proviso to the Regulation 36(1)(6) based on actual consumption of spares during the period 2024-29.
- iii. **Security expenses:** Security expenses are claimed based on estimated expenditure to be incurred towards deployment of CISF personnel/security personnel for safety and security according to security threat perception, survey and as per the guidelines of Ministry of Home Affairs. The estimated security expenses year wise is provided in Form-3A of the Appendix-I.
- (c) **Ash Transportation Charges:** The petitioner is incurring ash transportation charges as per MOEF&CC notifications dated 25.1.2016 and 31.12.2021. Accordingly, Petitioner has claimed ash transportation charges on the projected basis for 2024-29 period and same has been provided in Form-3A of Appendix-I. Petitioner humbly submits that the petitioner may be allowed to recover/ pass on the ash transportation charges on a monthly basis subject to true-up at the end of the 2024-29 period.
- (d) **Filing and Publication Expenses:** Petitioner has claimed the Filing and Publication expenses as per Regulation, 94 of Tariff Regulations, 2024.
- (e) **Liberty to approach Commission for Pay Revision:** It is submitted that the pay/wage revision for the employees of the Petitioner will be due wef 01.01.2027. Further, the wage/pay revision of CISF and Kendriya Vidyalaya employees will also be due for revision during the tariff period



अविनाश शुक्ला / AVINASH SHUKLA  
वरिष्ठ प्रबंधक (ईंईंएमजीओ)  
Sr. Manager (EEMG)  
बी.आर.वी.सी.एल. / BRBCL  
नवीनगर टी.पी.पी. / Nabinagar T.P.P.  
औरंगाबाद, बिहार / Aurangabad, Bihar



**BEFORE THE HON'BLE CENTRAL ELECTRICITY REGULATORY COMMISSION**  
**NEW DELHI**

**PETITION NO.....**


**IN THE MATTER OF** : Petition Under Section 62 and 79 (1) (a) of the Electricity Act, 2003 read with Chapter-III of the Central Electricity Regulatory Commission (Conduct of Business) Regulations, 2023 and Chapter-3, Regulation-9 of Central Electricity Regulatory Commission (Terms and Conditions of Tariff) Regulations, 2024 for approval of tariff of **Nabinagar Thermal Power Project (4x250 MW) for the period from 01.04.2024 to 31.03.2029.**

**AND**  
**IN THE MATTER OF**

**Petitioner:** : Bhartiya Rail Bijlee Company Ltd.  
Nabinagar Thermal Power Project  
Post- Khaira,  
Distt.- Aurangabad, Bihar-824303

**Respondents**

- 1. East Central Railway,**  
Hazipur, Bihar
- 2. North Bihar Power Distribution Company Ltd.**  
(NBPDC), Vidyut Bhawan,  
Bailey Road,  
Patna (Bihar) 800001
- 3. South Bihar Power Distribution Company Ltd.**  
(SBPDCL), Vidyut Bhawan,  
Bailey Road, Patna (Bihar) 800001.

  
अविनाश शुक्ला / AVINASH SHUKLA  
वरिष्ठ प्रबंधक (ई०ई०एम०जी०)  
Sr. Manager (EEMG)  
बी.आर.वी.सी.एल. / BRBCL  
नवीनगर टी.पी.पी. / Nabinagar T.P.P.  
औरंगाबाद, बिहार / Aurangabad, Bihar

The Petitioner humbly states that:

- 1) The Petitioner - Bhartiya Rail Bijlee Company Ltd. (hereinafter referred to as 'Petitioner'/ 'BRBCL') is a Joint Venture Company of NTPC Limited and Railways, incorporated under the Companies Act, 1956, with a shareholding pattern of NTPC (74%) and Indian Railways (26%). BRBCL is a Government Company as defined under Section 2(45) of the Companies Act, 2013 and a Generating Company as defined under Section 2(28) of the Electricity Act, 2003.
- 2) The Petitioner has a power project at Nabinagar, Dist. Aurangabad in the State of Bihar i.e. Nabinagar Thermal Power Project (4X250 MW) (hereinafter referred as "**Nabinagar TPP**"). The power generated from 'Nabinagar TPP' is being supplied to the Respondents herein above.
- 3) Section 62 of Electricity Act, 2003 provides for determination of tariff by the Appropriate Commission for supply of electricity by a generating company. The Hon'ble Commission, under Section 79(1)(a) of Electricity Act, 2003, is vested with the jurisdiction to regulate the tariff of the Generating Companies owned or controlled by the Central Government.
- 4) In terms of Section 79(1)(a) of Electricity Act, 2003, the Hon'ble Commission has been vested with the functions to regulate the tariff of a Generating Company owned/controlled by the Central Government. The regulation of the tariff of BRBCL is as provided under Section 79(1)(a) read with Section 61, 62 and 64 of the Electricity Act, 2003 and the Regulations notified by the Hon'ble Commission in exercise of powers under Section 178 read with Section 61 of the Electricity Act, 2003.
- 5) The Hon'ble Commission has notified the Central Electricity Regulatory Commission (Terms & Conditions of Tariff) Regulations, 2024 (hereinafter 'Tariff Regulations 2024') which came into force from 01.04.2024, specifying the



अविनाश शुक्ला / AVINASH SHUKLA  
वरिष्ठ प्रबंधक (ईंईंएमजेओ)  
Sr. Manager (EEMG)  
बी.आर.वी.सी.एल. / BRBCL  
नवीनगर टी.पी.पी. / Nabinagar T.P.P.  
औरंगाबाद, बिहार / Aurangabad, Bihar

terms & conditions and methodology of tariff determination for the period 01.04.2024 to 31.03.2029.

6) Regulation 9(2) of Tariff Regulations 2024 provides as follows:


*“(2) In case of an existing generating station or unit thereof, or transmission system or element thereof, the application shall be made by the generating company or the transmission licensee, as the case may be, by 30.11.2024, based on admitted capital cost including additional capital expenditure already admitted and incurred up to 31.3.2024 (either based on actual or projected additional capital expenditure) and estimated additional capital expenditure for the respective years of the tariff period 2024-29 along with the true up petition for the period 2019-24 in accordance with the CERC (Terms and Conditions of Tariff) Regulations, 2019.”*

In terms of above, the Petitioner is filing the present petition for determination of tariff for 'Nabinagar TPP' for the period from 01.04.2024 to 31.03.2029 as per the Tariff Regulations 2024.

7) Petitioner has filed petition no. 59/GT/2022 for determination of tariff of the 'Nabinagar TPP' for the tariff period 30.4.2019 to 31.3.2024 in accordance with the CERC (Terms & Conditions of Tariff) Regulations 2019. The same is under consideration of the Hon'ble Commission. Further, the petitioner vide affidavit dated 28.11.2024 had filed a separate true up petition for the period from COD of Unit-1 i.e. 30.04.2019 to 31.03.2024 for revision of tariff in line with the applicable provisions of Tariff Regulations 2019.

8) It is submitted that the closing capital cost as on 31.03.2024 in the aforesaid true-up petition based on the actual expenditure after truing up exercise for the period 2019-24 has been considered as opening capital cost as on 01.04.2024 in the instant petition.

9) The capital cost claimed in the instant petition is based on the opening capital cost as on 01.04.2024 considered as above and projected estimated capital expenditures claimed for the period 2024-29 under Regulation 19 and Regulation 24, 25 and 26 of the Tariff Regulations, 2024.

  
अविनाश शुक्ला / AVINASH SHUKLA  
वरिष्ठ प्रबंधक (ईईएमजी)  
Sr. Manager (EEMG)  
बी.आर.बी.सी.एल. / BRBCL  
नवीनगर टी.पी.पी. / Nabinagar T.P.P.  
औरंगाबाद, बिहार / Aurangabad, Bihar

- 10) The Petitioner further respectfully submits that as per Regulation 36(1)(6) of the Tariff Regulations 2024, the water charges, security expenses, ash transportation expenses and capital spares consumed for thermal generating stations are to be allowed separately. The Petitioner is claiming the water charges based on the estimated expenses for the period 2024-29, the same shall be subject to retrospective adjustment based on actuals at the time of truing up. The details in respect of water charges such as type of cooling water system, water consumption, rate of water charges as applicable for 2023-24 have been furnished below. In accordance with provision of the Regulations, the petitioner shall be furnishing the details of actual for the relevant year at the time of truing up and the same shall be subject to retrospective adjustment.

Description	Remarks
Type of Plant	Coal based station
Type of cooling water system	Closed cycle
Rate of Water charges	Rs. 18 per thousand gallon

- 11) Similarly, the Petitioner is claiming the security & ash transportation expenses based on the estimated expenses for the period 2024-29, the same shall be subject to retrospective adjustment based on actuals at the time of truing up. In respect of capital spares consumption, it is submitted that the same shall be claimed at the time of true-up in terms of the proviso to the Regulation 36(1)(6) based on actual consumption of spares during the period 2024-29.
- 12) However, it is submitted that the expenditure towards the ash transportation charges is recurring in nature and the Petitioner has been incurring ash transportation expenditure in the current tariff period also. In case the same is permitted to be recovered after the issuance of the tariff order for the period 2024-29, there will be additional liability on the beneficiary on account of the interest payment for the period till the time the tariff petitions for the period 2024-29 is decided. To avoid the interest payment liability of the beneficiaries, it is prayed that the petitioner may be allowed to recover/ pass on the ash transportation charges on a monthly basis subject to true-up at the end of the 2024-29 period.

  
अविनाश शुक्ला / AVINASH SHUKLA  
वरिष्ठ प्रबंधक (ईंईएमजी)  
Sr. Manager (EEMG)  
बी.आर.बी.सी.एल. / BRBCL  
नवीनगर टी.पी.पी. / Nabinagar T.P.P.  
औरंगाबाद, बिहार / Aurangabad Bihar

- 13) The petitioner humbly submits that petition no. 227/MP/2024 has been filed by the NTPC Ltd. concerning Ash Utilization Expenditure for its stations which is under active consideration of this Hon'ble Commission and the petitioner pleads that the outcome of the said petition be made applicable to the instant petition also.
- 14) The petitioner has accordingly calculated the tariff for 2024-29 period based on the above and the same is enclosed as **Appendix-I** to this petition.
- 15) It is submitted that the as per the Terms & Conditions of Tariff Regulation 2024 the cut-off date of Nabinagar TPP is 31.03.2025. However, despite the continuous efforts and efficient project execution, certain balance works under original scope are spilling over the cut-off date on account of the reasons not under the reasonable control of the Petitioner. The estimated expenditure pertaining to these spill-over works and the detailed reasons beyond the control of Petitioner have been submitted in the Form-9 of the Appendix-I, Tariff Forms. The spill over works mainly include balance civil construction works of plant and township. Accordingly, Hon'ble Commission may kindly consider the facts brought out in the petition and allow the expenditure for works under original scope claimed in the instant tariff petition during the Tariff Period 2024-29.
- 16) As far as the other spillover works are concerned, they are either the balance works of civil construction of Main Plant/Offsite/Township or the pending jobs like contract closing payments, spares handing over, furnishing works or other minor jobs of the various packages. In this regard, the Petitioner humbly submits that during the project execution, the prime concern of the Petitioner was to commence the Commercial Operation of the unit(s) to serve the beneficiaries at the earliest by supplying affordable and reliable power, despite various uncontrollable measures faced by the project. Therefore, the priority jobs of the main plant (including main plant civil) and other necessary works essential for declaration of Commercial Operation of the unit(s) were taken up on priority. Moreover, some of the reasons including ban on construction material, unavailability of land, Geological surprise, COVID-19 and other reasons which delayed the civil works prior to COD, had cascading effect on the non-COD related civil construction works also.

  
अविनाश शुक्ला / AVINASH SHUKLA  
वरिष्ठ प्रबंधक (ईंईंएमंजीं)  
Sr. Manager (EEMG)  
बी.आर.वी.सी.एल. / BRBCL  
नवीनगर टी.पी.पी. / Nabinagar T.P.P.  
औरंगाबाद, बिहार / Aurangabad, Bihar

- 17) In view of the above, the Hon'ble Commission may be pleased to condone the uncontrollable delay in completion of above works within cut-off date and allow the capitalization of the same for the tariff purpose during the tariff period 2024-29 (As per Form-9A), by exercising 'Power to Relax' under Regulation-102 of Tariff Regulations, 2024.
- 18) It is submitted that Hon'ble Commission has prescribed boiler efficiency and turbine heat rate separately for deriving the unit heat rate where the Unit Heat Rate is not guaranteed by the suppliers. It is submitted that the instant station was envisaged during the period 2004-09 and equipments including SG and TG specifications for tendering / award was stipulated considering the boiler efficiency and the turbine heat rate prescribed by the Hon'ble Commission in the Tariff Regulations at that time. Based on the same the equipments were ordered through competitive bidding. It was not possible for the petitioner to specify the efficiency parameters at the time of finalizing the contracts on the instant station as per the efficiency parameters specified in Tariff Regulations 2024-29 which are more stringent.

In a similar case, Hon'ble Commission in its order dated 20.02.2014 in Petition No. 160/GT/2012 has considered the design parameters for computing Gross Heat Rate of the station with appropriate operating margin and has stated as under:

**Quote**

*"161. As per the guaranteed turbine cycle heat rate of 1945 kCal/kWh and boiler efficiency of 88.5% along with the deviation of 6.5 % as per the 2009 Tariff Regulations, the Gross Heat Rate works out to 2340.59 kcal/kWh. Without the margin of Auxiliary consumption of 6.5%, the Gross Heat Rate works out as 2197.74 kcal/kWh. In light of this, achieving a GSHR of 2220 kcal/kWh as per submission of the respondents 1 to 6 is not possible. Also, the EPC contract was finalized in 2006 and there was no possibility for the petitioner to specify the Station Heat Rate as per the 2009 Tariff Regulations. In view of above, we consider a GSHR of 2340.59 kCal/kWh based on guaranteed turbine cycle heat rate 1945 kCal/kWh and boiler efficiency of 88.5% with a deviation of 6.5 % from the guaranteed design value."*

**UNQUOTE**

  
अविनाश शुक्ला / AVINASH SHUKLA  
वरिष्ठ प्रबंधक (ईंईएमजी)  
Sr. Manager (EEMG)  
बी.आर.वी.सी.एल. / BRBCL  
नवीनगर टी.पी.पी. / Nabinagar T.P.P.  
औरंगाबाद, बिहार / Aurangabad, Bihar


Further, Hon'ble Commission vide its order dated 21.04.2022 in petition no 362/GT/2020 while determining tariff of Kahalgaon STPS-II of NTPC Limited has relaxed the boiler efficiency for computing Gross Heat Rate of the station with appropriate operating margin. The same is quoted below:

**Quote**

*"157. Accordingly, the Commission considered the SHR of 2425 kCal /kWh as approved for 2009-14 tariff period and in exercise of Power to Relax under Regulation 54 and Power to Remove Difficulty under Regulations 55 of Tariff Regulations, 2014 allowed boiler efficiency of the units of the generating station below 0.85 for the period 2014-19"*

**UNQUOTE**

- 19) Further, if the Petitioner had stipulated more stringent unit heat rate for ordering the BTG plant, this would have increased the capital cost commensurate to the efficiency parameters sought. The benefit of the lower capital cost due to lower efficiency parameters has already been passed onto the beneficiaries in terms of lower capital cost. If now the boiler efficiency for working out the normative heat rate is considered as 86% instead of the actual design efficiency of 84.14%, the operating margin available over the design heat rate would be much less than the operating margin of 5% allowed in the Tariff Regulations 2024. Moreover, it is submitted that boiler efficiency is largely a function of coal quality. In view of above submissions, it is prayed that Gross Station Heat rate may be allowed based on guaranteed turbine cycle heat rate of 1943.70 Kcal/Kwh and design boiler efficiency of 84.14% with an operating margin of 5.0 % from the guaranteed design value. The tariff computation attached at Appendix-I is based on considering Station Heat Rate as per design heat rate with applicable operating margin of 5%.
- 20) The present petition is filed on the basis of norms specified in the Tariff Regulations 2024. It is submitted that the petitioner is in the process of installing the Emission Control Systems (ECS) in compliance of the Revised Emission Standards as notified by MOEF vide notification dated 07.12.2015 as amended. Completion of these schemes in compliance of revised emission norms will

  
अविनाश शुक्ला / AVINASH SHUKLA  
वरिष्ठ प्रबंधक (ईंईंएमजी)  
Sr. Manager (EEMG)  
बी.आर.बी.सी.एल. / BRBCL  
नवीनगर टी.पी.पी. / Nabinagar T.P.P.  
औरंगाबाद, बिहार / Aurangabad Bihar

affect the Station APC, Heat Rate, O&M expenses, water consumption, etc. The petitioner would be submitting the details of the same in terms of CERC (Terms & Conditions of Tariff) Regulations 2024.

- 21) The Petitioner humbly submits that the pay/wage revision for the employees of the Petitioner will be due wef 01.01.2027. Further, the wage/pay revision of CISF and Kendriya Vidyalaya employees will also be due for revision during the tariff period 2024-29. Regulation-36(1)(8) of CERC (Terms & Conditions of Tariff) Regulations-2024 provides as below:

*"In the case of a generating company owned by the Central or State Government, the impact on account of implementation of wage or pay revision shall be allowed at the time of truing up of tariff."*


In accordance with the above said regulation, the Petitioner shall approach the Hon'ble Commission for allowing the impact of Pay/wage revision of employees of the Petitioner i.e. BRBCL, CISF and Kendriya Vidyalaya as additional O&M at the time of truing-up of tariff for the control period 2024-29. Hon'ble Commission may be pleased to consider the impact of wage/pay revision as an additional impact on O&M and allow the same as additional O&M over and above the normative O&M.

The Petitioner therefore craves liberty to approach the Hon'ble Commission for allowing the impact on account of implementation of wage/ pay revision of the employees of the Petitioner with effect from 1.1.2027, based on the actual payments whenever paid by it.

- 22) It is submitted that in terms of Regulation 60 (5) of the Tariff Regulations 2024, the Petitioner is required to furnish details qua providing the details of Landed Price & Gross Calorific Value ("GCV") of coal in Form 15. It is further submitted that the Petitioner in terms of Regulation 40 of the Tariff Regulations 2019 was required to furnish the details for Landed Price & GCV of coal also as per Form 15 of the Tariff Regulations, 2019.

  
अविनाश शुक्ला / AVINASH SHUKLA  
वरिष्ठ प्रबंधक (ई०ई०एम०जी०)  
Sr. Manager (EEMG)  
बी.आर.बी.सी.एन. / BRBCL  
नवीनगर टी.पी.पी. / Nabinagar T.P.P.  
औरंगाबाद, बिहार / Aurangabad Bihar

- 23) However, in so far as the present Petition is concerned, the Petitioner has prepared & submitted the data of coal as per Form 15 of the Tariff Regulations, 2019. The same is because of the following reasons:-
- (a) This Hon'ble Commission had notified the Tariff Regulations, 2019 on 07.03.2019 and the same was in effect till 31.03.2024.
  - (b) The Petitioner being a diligent utility has been seamlessly providing the said data of coal in terms of the prescribed format (i.e. Form 15 of Annexure-I (Part I)) of the Tariff Regulations, 2019 to this Hon'ble Commission for computation of Interest on Working Capital.
  - (c) Thereafter, this Hon'ble Commission on 15.03.2024 notified the Tariff Regulations, 2024, wherein the format of Form 15 was changed/ amended by this Hon'ble Commission and a new format was placed in the Tariff Regulations 2024 in the month of June'2024.
  - (d) By virtue of the said change, the Petitioner has been obligated to furnish the data of coal for its existing plants month wise for the preceding 12 months i.e. for FY 2023-24 for computation of Interest on Working Capital.
- 24) It is humbly submitted that by virtue of the Tariff Regulations, 2024, this Hon'ble Commission has added a new format/ revised the format of Form-15 which has not prescribed in the past Tariff Regulations i.e. of 2019. Hence, it is only now (in the Tariff Regulations 2024) that the Petitioner has been obligated to furnish the data of coal as per the new format of Form-15.
- 25) It is respectfully submitted that since the format for Form 15 has been changed in Tariff Regulations, 2024 and was notified in the month of June'2024, the Petitioner could not have been aware about the said changes earlier, hence the

  
अविनाश शुक्ला / AVINASH SHUKLA  
वरिष्ठ प्रबंधक (ईंईंएमजी)  
Sr. Manager (EEMG)  
बी.आर.बी.सी.एल. / BRBCL  
नवीनगर टी.पी.पी. / Nabinagar T.P.P.  
औरंगाबाद, बिहार / Aurangabad, Bihar

Petitioner did not maintain the data required in new format of Form 15 of Tariff Regulations, 2024.

- 26) Therefore, this Hon'ble Commission may kindly exempt the Petitioner from furnishing the data of coal in terms of new format of Form 15 of the Tariff Regulations, 2024 & may be allowed to furnish the details of coal for FY 2023-24 in terms of the prescribed format of Form-15 of the Tariff Regulations, 2019.
- 27) In light of the above submissions, it may kindly be noted that no prejudice shall be caused to any party if the Petitioner is allowed for providing the details of Landed Price & GCV of coal to this Hon'ble Commission in terms of Form 15 of the Tariff Regulations, 2019 as the value of Landed Price & GCV of coal will remain unaffected.
- 28) It is submitted that the Petitioner has served the copy of the Petition on to the Respondents mentioned herein above and has posted the Petition on the company website i.e. <https://brbcl.co.in/>.
- 29) In accordance with the 'Conduct of Business Regulations 2023' of the Hon'ble Commission, the Petitioner shall, after filing the tariff petition, publish a notice about such filing in at least two daily leading digital newspapers one in English language and another in any of the Indian languages, having wide circulation in each of the States and Union Territories where the beneficiaries are situated, as per Form 14 appended to these regulations. Subsequently, the Petitioner shall submit the proof of publications as soft copies of the publications under an affidavit through the e-filing portal of the Hon'ble Commission within one week from the date of publication. Further, the Petitioner shall also submit the detail of expenses incurred for publication of the notice alongwith the prayer for recovery of Publication Expenses as per Regulation-94 of CERC Tariff Regulations 2024.
- 30) The filing fee for the instant Petition has been paid for FY 2024-25 vide Payment Reference No. IB ITG 1324200 on 12.04.2024 as per Central Electricity Regulatory Commission (Payment of Fees) Regulations, 2012, as amended

  
अविनाश शुक्ला / AVINASH SHUKLA  
निरस्त प्रबंधक (ईईएमसी)  
Sr. Manager (EEMG)  
बी.आर.सी.एल.  
नवीनगर टा.पो.द्वारा  
औरंगाबाद जिल्हा

from time to time. For subsequent years, it shall be paid as per the provisions of CERC (Payment of Fee) Regulations 2012. Further, the proof of payment of fees is being submitted in Form I specified under Regulation 12 of the Central Electricity Regulatory Commission (Payment of Fees) Regulations, 2012, as amended from time to time. Hon'ble Commission may be pleased to take the above into consideration and allow the recovery of filing fee for the instant station as per Regulation-94 of CERC Tariff Regulations 2024.

### Prayers

In the light of the above submissions, the Petitioner, therefore, prays that the Hon'ble Commission may be pleased to:

- i) Approve tariff of Nabinagar Thermal Power Project (4x250 MW) for the tariff period 01.04.2024 to 31.03.2029.
- ii) Condone the uncontrollable delay in completion of works under original Scope within cut-off date and allow the capitalization of the same for the tariff purpose during the tariff period 2024-29 (as per Form-9A), by exercising 'Power to Relax' under Regulation-102 of Tariff Regulations, 2024.
- iii) Consider station heat rate based on design heat rate with applicable operating margin.
- iv) Allow the recovery of filing fees as & when paid to the Hon'ble Commission and publication expenses from the beneficiaries.
- v) Allow reimbursement of Ash Utilization Expenditure directly from the beneficiaries on monthly basis, subject to true up.
- vi) Allow the recovery of pay/wage revision as additional O&M over and above the normative O&M.
- vii) Pass any other order as it may deem fit in the circumstances mentioned above.

Noida (U.P.)

28/11/2024.

  
अविनाश शुक्ल (Petitioner)  
वरिष्ठ प्रबंधक (ई०ई०एम०जी०)  
Sr. Manager (EEMG)  
बी.आर.बी.सी.एल./ BRBCL  
नवीनगर टी.पी.पी./ Nabinagar T.P.P.  
औरंगाबाद, बिहार/ Aurangabad, Bihar


**BEFORE THE CENTRAL ELECTRICITY REGULATORY COMMISSION**  
**NEW DELHI**

**PETITION NO.....**

**IN THE MATTER OF** : Petition Under Section 62 and 79 (1) (a) of the Electricity Act, 2003 read with Chapter-III of the Central Electricity Regulatory Commission (Conduct of Business) Regulations, 2023 and Chapter-3, Regulation-9 of Central Electricity Regulatory Commission (Terms and Conditions of Tariff) Regulations, 2024 for approval of tariff of **Nabinagar Thermal Power Project (4x250 MW) for the period from 01.04.2024 to 31.03.2029.**

**Petitioner:** : Bhartiya Rail Bijlee Company Limited  
Nabinagar Thermal Power Project  
Post- Khaira,  
Distt.- Aurangabad, Bihar-824303


**Respondents:** East Central Railway  
Hazipur, Bihar  
and Others



**AFFIDAVIT**

I, Avinash Shukla, Son of Sh. Kamlesh Shukla, aged about 39 years, resident of Flat No. C-49, NTPC BRBCL Township, Nabinagar (Bihar)-824303, presently at Noida (U.P), do hereby solemnly affirm and state as follows:

1. That the deponent is the Sr. Manager (EEMG) of the Petitioner BRBCL Ltd., and is well conversant with the facts and the circumstances of the case and therefore competent to swear this affidavit.
2. That the accompanying Petition under Section 62 and 79 (1) (a) of the Electricity Act, 2003, has been filed by my authorized representative under my instruction and the contents of the same are true and correct to the best of my knowledge and belief.



अविनाश शुकल / AVINASH SHUKLA  
वरिष्ठ प्रबंधक (ईईएमजी)  
Sr. Manager (EEMG)  
बी.आर.बी.सी.एल. / BRBCL  
नवीनगर टी.पी.पी. / Nabinagar T.P.P.  
औरंगाबाद, बिहार / Aurangabad, Bihar


3. That the contents of Para No. ....1..... to 30... as mentioned in the Petition are true and correct based on my personal knowledge, belief and records maintained in the office.
4. That the annexures annexed to the Petition are correct and true copies of the respective originals.
5. That the Deponent has not filed any other Petition or Appeal before any other forum or court of law with respect to the subject matter of the dispute.

अविनाश शुक्ला / AVINASH SHUKLA  
बॉरिण्ड प्रबंधक (इंडियन एमजी) (Deponent)  
बी.आर.बी.सी.एल. / BRBCL  
नवीनगर टी.पी.पी. / Nabinagar T.P.P.  
औरंगाबाद, बिहार / Aurangabad, Bihar

**Verification:**

Verified at Noida on this 28<sup>th</sup> day of November 2024, that the contents of my above noted affidavit are true and correct to my knowledge and no part of it is false and nothing material has been concealed therefrom.

अविनाश शुक्ला / AVINASH SHUKLA  
बॉरिण्ड प्रबंधक (इंडियन एमजी) (Deponent)  
बी.आर.बी.सी.एल. / BRBCL  
नवीनगर टी.पी.पी. / Nabinagar T.P.P.  
औरंगाबाद, बिहार / Aurangabad, Bihar



ATTESTED  
YOGENDRA SINGH  
NOTARY NOIDA  
G B NAGAR (U.P) INDIA

12.8 NOV 2024

**Form-I**

Particulars	
1. Name of the Petitioner/Applicant	Bhartiya Rail Bijlee Company Limited
2. Address of the Petitioner/Applicant	Nabinagar Thermal Power Project Post- Khaira Dist.- Aurangabad, Bihar- 824303
3. Subject Matter	Petition Under Section 62 and 79 (1) (a) of the Electricity Act, 2003 read with Chapter-V of the Central Electricity Regulatory Commission (Conduct of Business) Regulations, 1999 and Chapter-3, Regulation-9 of Central Electricity Regulatory Commission (Terms and Conditions of Tariff) Regulations, 2019 for approval of tariff of Nabinagar Thermal Power Project (4X250 MW) for the period from 01.04.2019 to 31.03.2024.
4. Petition No., if any	59/GT/2022
5. Details of generation assets (a) Generating station/units (b) Capacity in MW (c) Date of commercial operation  (d) Period for which fee paid  (e) Amount of fee paid (f) Surcharge, if any	Nabinagar Thermal Power Project/ 4 Units 4X 250 MW Unit-1: 15.01.2017 Unit-2: 10.09.2017 Unit-3: 26.02.2019 Unit-4: 01.12.2021 Unit-1: 01.04.2024 to 31.03.2025 Unit-2: 01.04.2024 to 31.03.2025 Unit-3: 01.04.2024 to 31.03.2025 Unit-4: 01.04.2024 to 31.03.2025 4400000/- (The details placed on next page)
6. Details of transmission assets (a) Transmission line and sub-stations (b) Date of commercial operation (c) Period for which fee paid (d) Amount of fee paid (g) Surcharge, if any	NA
7. Fee paid for Adoption of tariff for (a) Generation asset (b) Transmission asset	Generation asset
8. Application fee for licence (a) Trading licence (b) Transmission licence (c) Period for which paid (d) Amount of fee paid	NA
9. Fees paid for Miscellaneous Application	NA
10. Fees paid for Interlocutory Application	NA
11. Fee paid for Regulatory Compliance petition	NA
12. Fee paid for Review Application	NA

*Shukla*  
*Shukla*

13. Licence fee for inter-State Trading (a) Category (b) Period (c) Amount of fee paid (d) Surcharge, if any	NA
14. Licence fee for inter-State Transmission (a) Expected/Actual transmission charge (b) Period (c) Amount of fee calculated as a percentage of transmission charge. (d) Surcharge, if any	NA
15. Annual Registration Charge for Power Exchange (a) Period (b) Amount of turnover (c) Fee paid (d) Surcharge, if any	NA
16. Details of fee remitted (a) UTR No. (b) Date of remittance (c) Amount remitted	Rs 4400000/- Forty four lakh only
Note:	
Signature of the authorized signatory with date	

❖ Break -up of Fee Paid:

1. Fee for U#1(in Rs.) = 4400 X 250 = 11,00,000
2. Fee for U#2(in Rs.) = 4400 X 250 = 11,00,000
3. Fee for U#3(in Rs.) = 4400 X 250 = 11,00,000
4. Fee for U#4(in Rs.) = 4400 X 250 = 11,00,000
5. Total amount payable for FY 2024-25 (1+2+3+4) = Rs 4400000/-

अविनाश शुक्ला / AVINASH SHUKLA  
वरिष्ठ प्रबंधक (ई०ई०एम०जी०)  
Sr. Manager (EEMG)  
बी.आर.वी.सी.एल. / BRBCL  
नवीनगर टी.पी.पी. / Nabinagar T.P.P.  
औरंगाबाद, बिहार / Aurangabad, Bihar  
12/4/2024

अविनाश शुक्ला / AVINASH SHUKLA  
वरिष्ठ प्रबंधक (ई०ई०एम०जी०)  
Sr. Manager (EEMG)  
बी.आर.वी.सी.एल. / BRBCL  
नवीनगर टी.पी.पी. / Nabinagar T.P.P.  
औरंगाबाद, बिहार / Aurangabad, Bihar

**TARIFF FILING FORMS (THERMAL)**

**FOR APPROVAL OF TARIFF**

**FOR**

**Nabinagar Thermal Power Project (4x250 MW)**

**(From 01.04.2024 to 31.03.2029)**

**PART-I**

**APPENDIX-I**

**Checklist of Main Tariff Forms and other information for tariff filing for Thermal Stations**

Form No.	Title of Tariff Filing Forms (Thermal)	Tick
FORM- 1	Summary of Tariff	✓
FORM -1 (I)	Statement showing claimed capital cost	✓
FORM -1 (II)	Statement showing Return on Equity	✓
FORM-2	Plant Characteristics	✓
FORM-3	Normative parameters considered for tariff computations	✓
FORM-3A**	Statement showing O&M Expenses	✓
FORM- 4	Details of Foreign loans	NA
FORM- 4A	Details of Foreign Equity	NA
FORM-5	Abstract of Admitted Capital Cost for the existing Projects	NA
FORM- 6	Financial Package upto COD	NA
FORM- 7	Details of Project Specific Loans	✓
FORM- 8	Details of Allocation of corporate loans to various projects	NA
FORM-9A**	Summary of Statement of Additional Capitalisation claimed during the period	✓
FORM-9##	Statement of Additional Capitalisation after COD	✓
FORM- 10	Financing of Additional Capitalisation	✓
FORM- 11	Calculation of Depreciation on original project cost	✓
FORM- 12	Statement of Depreciation	✓
FORM- 13	Calculation of Weighted Average Rate of Interest on Actual Loans	✓
FORM- 14	Draw Down Schedule for Calculation of IDC & Financing Charges	NA
FORM- 15	Details of Fuel for Computation of Energy Charges	✓
FORM- 15A**	Details of Secondday Fuel for Computation of Energy Charges	✓
FORM- 15B**	Computation of Energy Charges	✓
FORM- 16	Details of Limestone for Computation of Energy Charge Rate	NA
FORM-17	Details of Capital Spares	***
FORM- 18	Non-Tariff Income	***
FORM-19	Details of Water Charges	***
FORM-20	Details of Statutory Charges	***

**PART-I**

**List of Supporting Forms / documents for tariff filing for Thermal Stations**

Form No.	Title of Tariff Filing Forms (Thermal)	Tick
FORM-A	Abstract of Capital Cost Estimates	NA
FORM-B	Break-up of Capital Cost for Coal/Lignite based projects	NA
FORM-C	Break-up of Capital Cost for Gas/Liquid fuel based Projects	NA
FORM-D	Break-up of Construction/Supply/Service packages	NA
FORM-E	Details of variables , parameters , optional package etc. for New Project	NA
FORM-F	Details of cost over run	NA
FORM-G	Details of time over run	NA
FORM -H	Statement of Additional Capitalisation during end of the useful life	NA
FORM -I	Details of Assets De-capitalised during the period	***
FORM -J	Reconciliation of Capitalisation claimed vis-à-vis books of accounts	***
FORM -K	Statement showing details of items/assets/works claimed under Exclusions	***
FORM-L	Statement of Capital cost	✓
FORM-M	Statement of Capital Woks in Progress	✓
FORM-N	Calculation of Interest on Normative Loan	✓
FORM-O	Calculation of Interest on Working Capital	✓
FORM-P	Incidental Expenditure up to SCOD and up to Actual COD	NA
FORM-Q	Expenditure under different packages up to SCOD and up to Actual COD	NA
FORM-R	Actual cash expenditure	NA
FORM-S	Statement of Liability flow	***
FORM-T	Summary of issues involved in the petition	✓

\*\* Additional Forms

## Provided yearwise for the period 2024-29

\*\*\* Shall be provided at the time of true-up.

अविनाश शुक्ला / AVINASH SHUKLA  
 Sr. Manager (EEMG)  
 वी.आर.बी.सी.एल. / BRBCL  
 नदीनगर टी.पी.ओ. / Nahnagar T.P.P.  
 औरंगाबाद, बिहार / Aurangabad, Bihar

**Summary of Tariff**

**PART-I**  
**FORM- 1**

<b>Name of the Petitioner:</b>	<b>Bhartiya Rail Bijlee Company Limited</b>
<b>Name of the Generating Station:</b>	<b>Nabinagar Thermal Power Project (4x250 MW)</b>
<b>Place (Region/District/State):</b>	<b>Eastern Region/Aurangabad District/Bihar</b>

S. No.	Particulars	Unit	Existing 2023-24	2024-25	2025-26	2026-27	2027-28	Amount in Rs. Lakhs	
								2028-29	2028-29
1	2	3	4	5	6	7	8	0	0
1.1	Depreciation	Rs Lakh	43,172.51	43,779.28	44,393.36	45,157.78	45,648.29	45,980.33	45,980.33
1.2	Interest on Loan	Rs Lakh	39,355.74	36,189.86	32,959.74	29,895.89	26,449.90	22,777.88	22,777.88
1.3	Return on Equity	Rs Lakh	50,535.74	51,280.27	51,999.55	52,894.94	53,469.50	53,858.43	53,858.43
1.4	Interest on Working Capital	Rs Lakh	11,128.61	11,030.26	11,137.36	11,258.95	11,365.91	11,488.88	11,488.88
1.5	O&M Expenses	Rs Lakh	48,875.48	51,021.41	53,777.35	56,679.04	59,738.40	62,977.82	62,977.82
1.6	Special Allowance (If applicable)	Rs Lakh		-	-	-	-	-	-
	<b>Total</b>	Rs Lakh	<b>1,93,068.07</b>	<b>1,93,301.09</b>	<b>1,94,267.35</b>	<b>1,95,886.60</b>	<b>1,96,672.01</b>	<b>1,97,083.34</b>	<b>1,97,083.34</b>
2.1	Landed Fuel Cost of coal as per FSA approved by beneficiaries	Rs/Ton							
	(%) of Fuel Quantity	(%)							
2.2	Landed Fuel Cost of Imported Coal as per FSA approved by beneficiaries	Rs/Ton							
	(%) of Fuel Quantity	(%)							
2.3	Landed Fuel Cost of coal other than FSA	Rs/Ton							
	(%) of Fuel Quantity	(%)							
2.4	Landed Fuel Cost Imported Coal other than FSA.	Rs/Ton							
	(%) of Fuel Quantity	(%)							
2.5	Secondary fuel oil cost	Rs/Unit	0.05	0.05	0.05	0.05	0.05	0.05	0.05
	Energy Charge Rate ex-bus	Rs/Unit	3.12	3.08	3.08	3.08	3.08	3.08	3.08
	2A, 2B, 2C, 2D								

**अविनाश शुक्ला / AVINASH SHUKLA**  
 वरिष्ठ प्रबंधक (इंजीनियरिंग)  
 Sr. Manager (EEMG)  
 डी.एन.डी.सी.ए. / डी.एन.डी.सी.ए.  
 नवीनार टी.पी.पी. / Nabinagar TPP  
 अौरंगाबाद जिला / Aurangabad



**(Petitioner)**

Name of the Petitioner: **Bhartiya Rail Bijlee Company Limited**  
Name of the Generating Station: **Nabinagar Thermal Power Project (4x250 MW)**

Amount in Rs. Lakhs

**Statement showing claimed capital cost – (A+B)**

S. No.	Particulars	2024-25	2025-26	2026-27	2027-28	2028-29
1	2	3	4	5	6	7
1	Opening Capital Cost	9,07,051.94	9,13,139.94	9,32,582.94	9,44,921.94	9,52,976.94
2	Add: Addition during the year	6,088.00	19,443.00	12,339.00	8,055.00	5,750.00
3	Less: De-capitalisation during the year	-	-	-	-	-
4	Less: Reversal during the year	-	-	-	-	-
5	Add: Discharges during the year	-	-	-	-	-
6	Closing Capital Cost	9,13,139.94	9,32,582.94	9,44,921.94	9,52,976.94	9,58,726.94
7	<b>Average Capital Cost</b>	<b>9,10,095.94</b>	<b>9,22,861.44</b>	<b>9,38,752.44</b>	<b>9,48,949.44</b>	<b>9,55,851.94</b>

**Statement showing claimed capital cost eligible for RoE at normal rate (A)**

S. No.	Particulars	2024-25	2025-26	2026-27	2027-28	2028-29
1	2	3	4	5	6	7
1	Opening Capital Cost	9,07,051.94	9,13,139.94	9,32,582.94	9,44,921.94	9,52,976.94
2	Add: Addition during the year	6,088.00	19,443.00	12,339.00	8,055.00	5,750.00
3	Less: De-capitalisation during the year	-	-	-	-	-
4	Less: Reversal during the year	-	-	-	-	-
5	Add: Discharges during the year	-	-	-	-	-
6	Closing Capital Cost	9,13,139.94	9,32,582.94	9,44,921.94	9,52,976.94	9,58,726.94
7	<b>Average Capital Cost</b>	<b>9,10,095.94</b>	<b>9,22,861.44</b>	<b>9,38,752.44</b>	<b>9,48,949.44</b>	<b>9,55,851.94</b>

**Statement showing claimed capital cost eligible for RoE linked to SBI MCLR (B)**

S. No.	Particulars	2024-25	2025-26	2026-27	2027-28	2028-29
1	2	3	4	5	6	7
1	Opening Capital Cost	-	-	-	-	-
2	Add: Addition during the year	-	-	-	-	-
3	Less: De-capitalisation during the year	-	-	-	-	-
4	Less: Reversal during the year	-	-	-	-	-
5	Add: Discharges during the year	-	-	-	-	-
6	Closing Capital Cost	-	-	-	-	-
7	<b>Average Capital Cost</b>	<b>-</b>	<b>-</b>	<b>-</b>	<b>-</b>	<b>-</b>

अविनाश शुक्ला / AVINASH SHUKLA (Petitioner)  
वरिष्ठ प्रबंधक (ईंटीएमएसी)  
Sr. Manager (EEM) (P)  
बी.एन.पी.सी. लिमिटेड,  
नवीनगर थर्मल पावर प्रोजेक्ट,  
अजमेर, राजस्थान 305001


Statement showing Return on Equity at Normal Rate							PART-I
Name of the Petitioner		Bhartiya Rail Bijlee Company Limited					FORM- 1(IIA)
Name of the Generating Station		Nabinagar Thermal Power Project (4x250 MW)					
S. No.	Particulars	2024-25	2025-26	2026-27	2027-28	2028-29	
1	2	3	4	5	6	7	
	<b>Return on Equity@ Normal Rate</b>						
1	Gross Opening Equity (Normal)	2,72,115.58	2,73,941.98	2,79,774.88	2,83,476.58	2,85,893.08	
2	Less: Adjustment in Opening Equity	-	-	-	-	-	
3	Adjustment during the year	-	-	-	-	-	
4	Net Opening Equity (Normal)	2,72,115.58	2,73,941.98	2,79,774.88	2,83,476.58	2,85,893.08	
5	Add: Increase in equity due to addition during the year	1,826.40	5,832.90	3,701.70	2,416.50	1,725.00	
7	Less: Decrease due to De-capitalisation during the year	-	-	-	-	-	
8	Less: Decrease due to reversal during the year	-	-	-	-	-	
9	Add: Increase due to discharges during the year	-	-	-	-	-	
10	Net closing Equity (Normal)	2,73,941.98	2,79,774.88	2,83,476.58	2,85,893.08	2,87,618.08	
11	Average Equity (Normal)	2,73,028.78	2,76,858.43	2,81,625.73	2,84,684.83	2,86,755.58	
12	Rate of ROE (Pre-Tax) (%)	18.78%	18.78%	18.78%	18.78%	18.78%	
13	Rate of ROE (%)	18.78%	18.78%	18.78%	18.78%	18.78%	
14	Total ROE	<b>51,280.27</b>	<b>51,999.55</b>	<b>52,894.94</b>	<b>53,469.50</b>	<b>53,858.43</b>	

अविनाश शुक्ला / AVINASH SHUKLA  
 वरिष्ठ प्रबंधक (ईंजीनियरिंग)  
 St. Mary's (FEMCO)



(Petitioner)

बी.आर.बी.सी.एल. / BRBCL  
 नवीनगर टी.पी.पी. / Nabinagar T.P.P.  
 औरंगाबाद, बिहार / Aurangabad, Bihar

Statement showing Return on Equity at Rate Linked to SBI MCLR+350 basis points							PART-I
Name of the Petitioner:							FORM- 1(IIB)
Name of the Generating Station:							
Bhartiya Rail Bijlee Company Limited							
Nabinagar Thermal Power Project (4x250 MW)							
S. No.	Particulars	2024-25	2025-26	2026-27	2027-28	2028-29	Amount in Rs. Lakhs
1	2	3	4	5	6	7	
	<b>Return on Equity @ Rate Linked to SBI MCLR+350 basis points</b>						
1	Gross Opening Equity (Normal)	-	-	-	-	-	
2	Less: Adjustment in Opening Equity	-	-	-	-	-	
3	Adjustment during the year	-	-	-	-	-	
4	Net Opening Equity (Normal)	-	-	-	-	-	
5	Add: Increase in equity due to addition during the year	-	-	-	-	-	
7	Less: Decrease due to De-capitalisation during the year	-	-	-	-	-	
8	Less: Decrease due to reversal during the year	-	-	-	-	-	
9	Add: Increase due to discharges during the year	-	-	-	-	-	
10	Net closing Equity (Normal)	-	-	-	-	-	
11	Average Equity (Normal)	-	-	-	-	-	
12	Rate of ROE (Pre-Tax) (%)	12.15%	12.15%	12.15%	12.15%	12.15%	12.15%
13	Rate of ROE (Post-Tax) (%)	14.72%	14.72%	14.72%	14.72%	14.72%	14.72%
14	Total ROE	-	-	-	-	-	-
							(Petitioner)

अविनाश शुक्ला / AVINASH SHUKLA  
 वीरेन्द्र प्रबंधक (इंजीनियरिंग)  
 Sr. Manager (EEMG)  
 वी.आर.बी.सी.एल. / BRBCL  
 नवीनगर टी.पी.पी. / Nabinagar T.P.P.  
 औरंगाबाद, बिहार / Aurangabad, Bihar



Normative parameters considered for tariff computations										PART-I
Name of the Petitioner:										FORM-3
Name of the Generating Station:										
Bhartiya Rail Bijlee Company Limited										
Nabinagar Thermal Power Project (4x250 MW)										
Particulars	Unit	(Year Ending March)								
		Existing 2023-24	2024-25	2025-26	2026-27	2027-28	2028-29			
1	2	3	4	5	6	7	8			
Base Rate of Return on Equity at normal rate	%	15.50%	15.50%	15.50%	15.50%	15.50%	15.50%		15.50%	
Base Rate of Return on Equity on Add. Capitalization at Rate linked to SBI MCLR	%	9.02%	12.15%	12.15%	12.15%	12.15%	12.15%		12.15%	
Effective Tax Rate	%	17.47%	17.47%	17.47%	17.47%	17.47%	17.47%		17.47%	
Target Availability	%	85.00%	85.00%	85.00%	85.00%	85.00%	85.00%		85.00%	
Peak Hours	%	85.00%	85.00%	85.00%	85.00%	85.00%	85.00%		85.00%	
Off-Peak Hours	%	85.00%	85.00%	85.00%	85.00%	85.00%	85.00%		85.00%	
β- Average Monthly Frequency Response Performance #	0-1	Shall be provided at the time of truing-up.								
Auxiliary Energy Consumption	%	9.00%	9.00%	9.00%	9.00%	9.00%	9.00%		9.00%	
Auxiliary Energy Consumption (FGD)*	%	9.00%	9.00%	9.00%	9.00%	9.00%	9.00%		9.00%	
Gross Station Heat Rate	kCal/kWh	2425.58	2425.58	2425.58	2425.58	2425.58	2425.58		2425.58	
Specific Fuel Oil Consumption	ml/kWh	0.50	0.50	0.50	0.50	0.50	0.50		0.50	
Cost of Coal/Lignite for WC	in Days	50	50	50	50	50	50		50	
Cost of Main Secondary Fuel Oil for WC	in Months	2	2	2	2	2	2		2	
Fuel Cost for WC	in Months									
Liquid Fuel Stock for WC	in Months									
O&M Expenses	Rs lakh/MW	37.84	40.92	43.07	45.33	47.71	50.21		50.21	
Maintenance Spares for WC	% of O&M	20.00%	20.00%	20.00%	20.00%	20.00%	20.00%		20.00%	
Receivables for WC	in Days	45.00	45.00	45.00	45.00	45.00	45.00		45.00	
Storage capacity of Primary fuel	MT			5 Lakh MT						
SBI 1 Year MCLR plus 325 basis point	%	12.00%	11.90%	11.90%	11.90%	11.90%	11.90%		11.90%	
Blending ratio of domestic coal/imported coal	%									
Norms for consumption of reagent										
Specific Limestone consumption for Wet Limestone FGD	kg/kWh									
Specific Limestone consumption for Lime Spray Dryer or Semi-dry FGD										
Specific consumption of sodium bicarbonate										
Specific Limestone consumption for CFBC based generating station										
Specific urea consumption of the SNCR										
Specific ammonia consumption of the SCR										
Transit and Handling Losses of coal or lignite, as applicable										
To be furnished after Commissioning of ECS schemes										
## Shall be provided at the time of truing-up.										
* Extra row added.										

अविनाश शुक्ला  
 वरिष्ठ प्रबंधक (EEM&B)  
 Sr. Manager (EEM&B)  
 पी. एन. सी. (Petitioner) P.C.L.  
 नवीनार दी.पी.सी./ Nabinagar T.P.P.  
 औरंगाबाद, बिहार/ Aurangabad, Bihar

**Part-I**  
**FORM-3A**  
**ADDITIONAL FORM**

**Calculation of O&M Expenses**

**Name of the Company :** Bhartiya Rail Bijlee Company Limited  
**Name of the Power Station :** Nabinagar Thermal Power Project (4x250 MW)

S.No.	Particulars	Amount in Rs. Lakhs						
		2024-25	2025-26	2026-27	2027-28	2028-29		
1	2	3	4	5	6	7		
1	O&M expenses under Reg.36(1)(1)							
1a	Normative	40,920.00	43,070.00	45,330.00	47,710.00	50,210.00		
2	O&M expenses under Reg.36(1)(6)							
2a	Water Charges	1051.41	1117.35	1119.04	1108.40	1127.82		
2b	Security expenses	4050.00	4390.00	4830.00	5320.00	5840.00		
2c	Capital Spares							
3	O&M expenses-Ash Transportation	5000.00	5200.00	5400.00	5600.00	5800.00		
4	O&M expenses- ECS (FGD)	0.00	0.00	0.00	0.00	0.00		
	<b>Total O&amp;M Expenses</b>	<b>51021.41</b>	<b>53777.35</b>	<b>56679.04</b>	<b>59738.40</b>	<b>62977.82</b>		


SHALL BE PROVIDED AT THE TIME OF TRUE-UP

  
(Petitioner)

अविनाश शुकला / AVINASH SHUKLA  
वरिष्ठ प्रबंधक (ईंजीनियरिंग)  
Sr. Manager (EEMG)  
बी.आर.डी.सी.एल. / BRBCL  
नवीनगर टी.पी.पी. / Nabinagar T.P.P.  
औरंगाबाद, बिहार / Aurangabad, Bihar

PART-I  
FORM-5

Abstract of Admitted Capital Cost for the existing Projects

Name of the Company		Bhartiya Rail Bijlee Company Limited			
Name of the Power Station		Nabinagar Thermal Power Project (4x250 MW)			
Last date of order of Commission for the project		Date (DD-MM-YYYY)	Order awaited		
Reference of petition no. in which the above order was passed		Petition no. 59/GT/2022			
Following details (whether admitted and /or considered) as on the last date of the period for which tariff is approved, in the Capital cost 31.03.2024					
Amount of un-discharged liabilities included in above (& forming		(Rs. in lakh)			
Amount of un-discharged liabilities corresponding to above					
Gross Normative Debt					
Cumulative Repayment					
Net Normative Debt					
Normative Equity					
Cumulative Depreciation					
Freehold land					
				CERC order in 2019-24 main petition is awaited.	
 (Petitioner)					

अविनाश शुक्ला / AVINASH SHUKLA  
वरिष्ठ प्रबंधक (ईंईएमजीओ)  
Sr. Manager (EEMG)  
बी.आर.बी.सी.एल./ BRBCL  
नवीनगर टी.पी.पी./ Nabinagar T.P.P.  
औरंगाबाद, बिहार/ Aurangabad, Bihar

**Abstract of Claimed Capital Cost for the existing Projects**

Name of the Company : Bhartiya Rail Bijlee Company Limited  
Name of the Power Station : Nabinagar Thermal Power Project (4x250 MW)

Capital Cost as on 31.03.2019 as per Hon'ble Commission's Order dated 20.01.2024 In Pet. No.23/GT/2017

593165.72

Rs. Lakhs

Following details as considered by the Petitioner as on the last date of the period for which final true-up tariff is claimed:

Capital cost as on 01.04.2019

Capital cost as on 31.03.2024

593165.72

907051.94

Amount of un-discharged liabilities included in above (& forming part of admitted capital cost)

0

Amount of un-discharged liabilities corresponding to above admitted capital cost (but not forming part of admitted capital cost being allowed on cash basis)

Gross Normative Debt

42788.61

Cumulative Repayment

620699.03

Net Normative Debt

168300.43

Normative Equity

452398.60

Cumulative Depreciation

2,72,115.58

Freehold land

211437.2348

39,038.62

(Rs. in lakh)

अविनाश शुक्ला / AVINASH SHUKLA  
वरिष्ठ प्रबंधक (ईंजीनियरिंग)  
Sr. Manager (EEMG)

बी.आर.बी.सी.एल./ BRBCL

नवीनार टी.पी.पी./ Nabinagar T.P.P.  
औरंगाबाद, बिहार/ Aurangabad, Bihar

(Petitioner)

Year wise Statement of Additional Capitalisation after COD  
 Name of the Petitioner: Bhartiya Rail Bijlee Company Limited  
 Name of the Generating Station: Nabinagar Thermal Power Project (4x250 MW)  
 COD: 01-12-2021  
 For Financial Year: 2019-24 (Summary)

Sl. No.	Head of Work /Equipment	ACE Claimed							Justification	Admitted Cost by the Commission, if any
		2024-25	2025-26	2026-27	2027-28	2028-29	2028-29	2028-29		
1	2	3	4	5	6	7	8	9		
<b>A. Works eligible for RoE at Normal Rate</b>										
<b>ORIGINAL SCOPE WORKS</b>										
1	Steam Generator Island (incl. ESP)	101.00	1,100.00	504.00	105.00					
2	Turbine Generator Island	50.00	600.00	360.00						
3	CW & Make-up Water System	20.00								
4	Coal Handling Plant	2,500.00	800.00	500.00	300.00					
5	Ash Handling System	100.00	800.00	600.00						
6	AWRS system			800.00	600.00					
7	Air Conditioning system		200.00	100.00						
8	Ventilation System		300.00	400.00						
9	Fire Detection and Protection system	105.00	210.00	315.00						
10	MGR		400.00							
11	Transformer Package	32.00								
12	Electrical Equipments supply & erection	40.00	55.00							
13	Lighting	70.00	60.00							
14	Main Plant Civil Package/ Service Building/MPH/Offsite Civil		4,658.00	450.00	250.00	250				
15	Roads & Drains	1,000.00	1,900.00	1,400.00						
16	Raw water reservoir		1,200.00							
17	Raw Water Reservoir Pump House				1,300.00					
18	Ash disposal area development/Ash Dyke/ AWRS	70.00	2,650.00		1,400.00					
19	Intake Make up water Pump House			3,500.00	3,500.00	3500				
20	Township & Colony	2,000.00	1,200.00	1,500.00	600.00	2000				
<b>Claimed Items</b>										
21	HMI Upgradation		3,000.00	1,200.00						
22	Flame Scanner Upgradation		310.00	310.00						
23	Upgradation of Gravimetric Feeders of Coal feeders			310.00						
<b>Subtotal (A.1)</b>		<b>6,088.00</b>	<b>19,443.00</b>	<b>12,339.00</b>	<b>8,055.00</b>	<b>5,750.00</b>				

अविनाश शुक्ला / AVINASH SHUKLA  
 निरुद्ध प्रबन्धक (इंजीनियरिंग)  
 Sr. Manager (EEMG)  
 बी.आर.बी.सी.एल. / BRBCL  
 नवीनगर टी.पी.पी. / Nabinagar T.P.P.  
 औरंगाबाद, बिहार / Aurangabad, Bihar

Sl. No.	Head of Work /Equipment	ACE Claimed					Justification	Admitted Cost by the Commission, if any
		2024-25	2025-26	2026-27	2027-28	2028-29		
A.2	Liability Discharge eligible for RoE at Normal Rate	-	-	-	-	-		
	Total additional capitalization claimed with RoE at Normal Rate (A)	6,088.00	19,443.00	12,339.00	8,055.00	5,750.00		
B.	Works eligible for Return on Equity linked to SBI MCLR:							
	Subtotal (B.1)	-	-	-	-	-		
B.2	Liability Discharge eligible for RoE at SBI MCLR	-	-	-	-	-		
	Total additional capitalization claimed with RoE at SBI MCLR (B)	-	-	-	-	-		
	Total Add. Cap. Claimed (A+B)	6,088	19,443	12,339	8,055	5,750		


अविनाश शुकला / AVINASH SHUKLA  
 चरिते प्रबंधक (ई.एम.जी.)  
 Sr. Manager (EEMG)  
 बी.आर.बी.सी.एल. / BRBCL  
 नवीनगर टी.पी.पी. / Nabinagar T.P.P.  
 औरंगाबाद, बिहार / Aurangabad, Bihar

  
 (Petitioner)

**Year wise Statement of Additional Capitalisation after COD**

Name of the Petitioner **Bhartiya Rail Bijlee Company Limited**  
 Name of the Generating Station **Nabinagar Thermal Power Project (4x250 MW)**  
 COD **01-12-2021**  
 For Financial Year **2024-25**

Sl. No.	Head of Work/Equipment	ACE Claimed (Projected)			Regulations under which claimed	Justification	Amount in Rs Lakh Admitted Cost by the Commission, if any
		Accrual basis as per IGAAP	Un-discharged Liability included in col. 3	Cash basis included in col. 3			
1	2	3	4	5= (3-4)	6	7	8
<b>A.</b>	<b>Works eligible for RoE at Normal Rate</b>						<b>9</b>
<b>ORIGINAL SCOPE WORKS</b>							
1	Steam Generator Island (incl. ESP)	101		101			
2	Turbine Generator Island	50		50			
3	CW & Make-up Water System	20		20			
4	Coal Handling Plant	2500		2500			
5	Ash Handling System	100		100			
6	Fire Detection and Protection system	105		105			
7	Transformer Package	32		32		24(1)(b)	Original Scope work within cut off date under Regulation 24(1)(b)
8	Electrical Equipments supply & erection	40		40			
9	Lighting	70		70			
10	Roads & Drains	1000		1000			
11	Ash disposal area development/Ash Dyke/ AWRS	70		70			
12	Township & Colony	2000		2000			
	<b>Subtotal (A.1)</b>	<b>6,088.00</b>		<b>6,088.00</b>			


  
**अविनाश शुक्ला / AVINASH SHUKLA**  
 वरिष्ठ प्रबंधक (इंजीनियरिंग)  
 Sr. Manager (EEMG)  
 नवीनार टी.पी.सी./ Nabinagar T.P.P.  
 औरंगाबाद, बिहार / Aurangabad, Bihar

**Year wise Statement of Additional Capitalisation after COD**  
**Bhartiya Rail Bijlee Company Limited**  
**Nabinagar Thermal Power Project (4x250 MW)**

Name of the Petitioner  
 Name of the Generating Station  
 COD  
 For Financial Year

01-12-2021  
 2024-25

Sl. No.	Head of Work /Equipment	ACE Claimed (Projected)			Regulations under which claimed	Justification	Amount in Rs Lakh Admitted Cost by the Commission, if any
		Accrual basis as per IGAAP	Un-discharged Liability included in col. 3	Cash basis included in col. 3			
1	2	3	4	5=(3-4)	7	8	9
A.2	Liability Discharge eligible for RoE at Normal Rate						
	Total additional capitalization claimed with RoE at Normal Rate (A)			6,088.00			
B.	Works eligible for Return on Equity linked to SBI MCLR:						
	Subtotal (B.1)			0			
	Liability Discharge eligible for RoE at SBI MCLR			0			
	Total additional capitalization claimed with RoE at SBI MCLR (B)			-			
	Total Add. Cap. Claimed (A+B)			6,088.00			

  
**(Petitioner)**  
 आवनाश शुक्ला / AVINASH SHUKLA  
 निरुद्ध प्रबंधक (इंजीनियरिंग)  
 Sr. Manager (EEMG)  
 बी.आर.बी.सी.एन. / BRBCL  
 नवीनगर टी.पी.पी. / Nabinagar T.P.P.  
 औरंगाबाद, बिहार / Aurangabad, Bihar

Year-wise Statement of Additional Capitalisation after COD

Name of the Petitioner		Bhartiya Rail Billee Company Limited	
Name of the Generating Station		Nabinaagar Thermal Power Project (4x250 MW)	
COD		01-12-2021	
For Financial Year		2025-26	

Sl. No.	Head of Work/Equipment	ACE Claimed (Projected)				Regulations under which claimed	Justification	Amount in Rs Lakh Admitted Cost by the Commission, if any
		Accrual basis as per IGAAP	Un-discharged Liability included in col. 3	Cash basis	IDC included			
1	2	3	4	5= (3-4)	6	7	8	9
<b>A. Works eligible for RoE at Normal Rate</b>								
<b>A.1 Claimed Items</b>								
1	Steam Generator Island (incl. ESP)	1100			1100			
2	Turbine Generator Island	600			600			
3	Coal Handling Plant	800			800			
4	Ash Handling System	800			800			
5	Air Conditioning system	200			200			
6	Ventilation System	300			300			
7	Fire Detection and Protection system	210			210			
8	MGR	400			400			
9	Electrical Equipments supply & erection	55			55			
10	Lighting	60			60			
11	Main Plant Civil Package/ Service	4658			4658			
12	Building/MPH/Offsite Civil works	1900			1900			
13	Roads & Drains	1200			1200			
14	Ash disposal area development/Ash Dyke/ AWRS	2650			2650			
15	Township & Colony	1200			1200			
<b>Claimed Works</b>								
16	HMI Upgradation	3,000.00			3,000.00			
						25(2) (c)		
							These are works under original scope that have deferred for capitalization beyond cut-off date on account of the various reasons beyond the reasonable control of the petitioner and despite regular monitoring & follow-up by the petitioner.  The cut-off date for the instant station is 31.03.2025. However these works got delayed for capitalization as the prime concern of the petitioner was to commence the commercial operation of the generating units to serve the beneficiaries at the earliest by supplying affordable and reliable power. These non-COD related works got delayed majority on account of COVID-19, Unavailability of land, insolvency of Main Plant Civil Contractor M/s ERA Infra and NCLT proceedings thereof. Petitioner has already submitted all the requisite documents in this regard in petition no. 59/GT2022 for the 2019-24 period for the instant station which is under consideration of the Hon'ble Commission.  Hon'ble Commission may be pleased to allow these projected capitalization.	
							It is submitted that the instant station is having DDCMS (Distributed Digital Control, Monitoring & Information System) supplied from M/s Yokogawa in various application areas. HMI application of the above control system based on Windows 7 platform (which have been declared obsolete by its OEM, M/s Microsoft) and the has to be replaced. The DCS controller and the HMI system essentially has to be from the same manufacturer, as both the systems have to work in tandem to ensure stability and reliability of the operation, considering factors of safety. Due to its proprietary nature, no third party developed application software on windows platform will have its compatibility with the existing controller. As Microsoft has officially ended support for Windows XP on April 8, 2014, Windows server 2003 on July 2015 and Window 7 on January 14, 2020, no further maintenance patches, security updates, or antivirus support are available, exposing the existing system to significant security risks. Documentary evidence in this regard is placed as Annexure-A.  It is further submitted that the CEA Guidelines (2021) for Cyber Security in the Power Sector (attached as Annexure-B) mandates (i) Phasing out legacy systems, (ii) Hardening existing systems with additional security controls in consultation with the OEM, and (iii) Maintaining system logs for a minimum of six months.  In light of these mandates, it has become essential to upgrade the existing systems. It is submitted that the proposed upgradation involves upgradation of existing System and implementing a cybersecurity suite for HMI to strengthen system hardening as mandated in the CEA guideline.  Hon'ble Commission has allowed the similar additional capital expenditure incurred on HMI upgradation in Anta gas power station and Mejia thermal power station vide its order dated 05.09.2023 (in petition no. 432-GT-2020) and order dated 27.04.2023 (in petition no. 568-GT-2020) respectively.  Therefore, it is humbly requested that Hon'ble Commission may be pleased to allow the same under Regulation 25(2)(c) of Tariff Regulations 2024.	

अविनाश शुक्ला / AVINASH SHUKLA  
 बरिष्ठ प्रबंधक (इंजीनियरिंग)  
 Sr. Manager (EEMG)  
 बी.आर.डी.सी.एल./ BRBCL  
 नवीनगर टी.पी.पी./ Nabinegar T.P.P.




Year wise Statement of Additional Capitalisation after COD

Name of the Petitioner		Name of the Generating Station		COD		For Financial Year		Amount in Rs Lakh	
Bhartiya Rail Biljee Company Limited		Nabinagar Thermal Power Project (4x250 MW)		01-12-2021		2026-27		Admitted Cost by the Commission, if any	
Sl. No.	Head of Work /Equipment	Accrual basis as per IGAAP	ACE Claimed Un- discharged Liability included in col. 3	Cash basis included in col. 3	IDC included in col. 3	Regulations under which claimed	Justification	Amount in Rs Lakh	
1	2	3	4	5-(3-4)	6	7	8	9	
<b>A. Works eligible for RoE at Normal Rate</b>									
<b>ORIGINAL SCOPE WORKS</b>									
1	Steam Generator Island (incl. ESP)	504.00		504.00					
2	Turbine Generator Island	360.00		360.00					
3	Coal Handling Plant	500.00		500.00					
4	Ash Handling System	600.00		600.00					
5	AWRS system	800.00		800.00					
6	Air Conditioning system	100.00		100.00					
7	Ventilation System	400.00		400.00					
8	Fire Detection and Protection system	315.00		315.00		25(1) read with 102	Justification as per S.No. 1 to 15 at Form-9 25-26.		
9	MGR	400.00		400.00					
10	Main Plant Civil Package/ Service Building/MPH/Offsite Civil works	450.00		450.00					
11	Roads & Drains	1,400.00		1,400.00					
12	Intake Make up water Pump House	3,500.00		3,500.00					
13	Township & Colony	1,500.00		1,500.00					
<b>Claimed Works</b>									
14	HMI Upgradation	1,200.00		1,200.00		25(2) (c)	Justification as per S.No. 1 at Form-9 25-26.		
15	Upgradation of Gravemetric Feeders of Coal feeders	310.00		310.00		25(2) (c)	The increased penetration of renewable energy (RE) has introduced significant fluctuations in the net electricity demand from conventional coal-based generating stations throughout the day. As RE integration grows, coal-based power plants must operate at variable loads to manage RE intermittency, which is essential for grid stability. However, due to the limited number of gas-based power stations and the fact that Indian coal-based plants were originally designed for base-load operations, operating at variable loads poses safety and efficiency challenges.  It is submitted that, the Central Electricity Authority's (CEA) Flexible Operation of Coal-Based Thermal Power Generating Units Regulations, 2023 mandates that coal-based thermal power generating units must be capable of flexible operation. The regulations further stipulate that these units should be designed or retrofitted, if necessary, to meet the flexibility requirements.  Eddy current clutch drive is installed in gravimetric feeders for speed control of belt, and thereby maintaining the feed rate as per requirement of aforementioned flexible operation. Further, these are subject to continuous heavy-duty operation under heat and dust conditions in boiler area, and have repetitive breakdowns which increase the down time of feeder resulting in generation loss. Hence, petitioner is undertaking upgradation of same with VFD drive.  In view of this, this expenditure is proposed for the installation of Variable Frequency Drive (VFD) system to enable flexible and efficient operations even at lower loads. It is submitted that the importance of VFD systems in supporting low-load operation has been acknowledged by the CEA in its report, Flexibilization of Coal-Fired Power Plants, released in February 2023.  Further, it is submitted that Hon'ble commission acknowledges the inclusion of capital expenditure for enabling Flexible operation in capital cost as per provision of regulation 19(3)(g).  In light of the above, it is respectfully requested that the Hon'ble Commission kindly approve the proposed capitalization.		

अविनाश शुक्ला / AVINASH SHUKLA  
वरिष्ठ प्रबंधक (इंजीनियरिंग)  
Sr. Manager (EEMG)  
बी.आर.वी.सी.एल. / BRBCL  
नवीनार टी.पी.पी. / Nabinagar T.P.P.  
औरंगाबाद, विहार / Aurangabad, Bihar

PART-I FORM-9		Year wise Statement of Additional Capitalisation after COD						
Name of the Petitioner COD		Bhartiya Rail Bijlee Company Limited Nabinagar Thermal Power Project (4x250 MW) 01-12-2021						
For Financial Year		2026-27						
Sl. No.	Head of Work /Equipment	Accrual basis as per IGAAP	ACE Claimed Un-discharged Liability included in col. 3	Cash basis included in col. 3	IDC included in col. 3	Regulations under which claimed	Justification	Amount in Rs Lakh Admitted Cost by the Commission, if any
1	2	3	4	5= (3-4)	6	7	8	9
	Subtotal (A.1)	12,339.00	-	12,339.00	-			
A.2	Liability Discharge eligible for RoE at Normal Rate							
	Total additional capitalization claimed with RoE at Normal Rate (A)	12,339.00		12,339.00				
B. Works eligible for Return on Equity linked to SBI MCLR:								
	Subtotal (B.1)							
	Liability Discharge eligible for RoE at SBI MCLR							
	Total additional capitalization claimed with RoE at SBI MCLR (B)							
	Total Add. Cap. Claimed (A+B)			12,339.00				



अविनाश शुक्ला / AVINASH SHUKLA  
 वरिष्ठ प्रबंधक (इंजीनियरिंग)  
 Sr. Manager (EEMG)  
 बी.आर.टी.सी.एल. / BRBCL  
 नवीनगर टी.पी.पी. / Nabinagar T.P.P.  
 औरंगाबाद, बिहार / Aurangabad, Bihar

PART-1 FORM- 9									
Year-wise Statement of Additional Capitalisation after COD									
Name of the Petitioner Bhartiya Rail Bijlee Company Limited									
Name of the Generating Station Nabinagar Thermal Power Project (4x250 MW)									
COD 01-12-2021									
For Financial Year 2027-28									
Sl. No.	Head of Work /Equipment	Accrual basis as per GAAP	ACE Claimed Un-discharged Liability included in col. 3	Cash basis	IDC included in col. 3	Regulations under which claimed	Justification	Amount in Rs Lakh	
								3	4
<b>A. Works eligible for RoE at Normal Rate</b>									
<b>ORIGINAL SCOPE WORKS</b>									
1	Steam Generator Island (incl. ESP)	105.00		105.00					
2	Coal Handling Plant	300.00		300.00					
3	AWRS system	600.00		600.00					
4	Main Plant Civil Package/ Service Building/MPH/Offsite Civil works	250.00		250.00					
5	Raw Water Reservoir Pump House	1,300.00		1,300.00					
6	Ash disposal area development/Ash Dyke/ AWRS	1,400.00		1,400.00					
7	Intake Make up water Pump House	3,500.00		3,500.00					
8	Township & Colony	600.00		600.00					
	<b>Subtotal (A.1)</b>	<b>8,055.00</b>		<b>8,055.00</b>					
<b>A.2 Liability Discharge eligible for RoE at Normal Rate</b>									
	<b>Total additional capitalization claimed with RoE at Normal Rate (A)</b>	<b>8,055.00</b>		<b>8,055.00</b>					
<b>B. Works eligible for Return on Equity linked to SBI MCLR:</b>									
	<b>Subtotal (B.1)</b>								
<b>Liability Discharge eligible for RoE at SBI MCLR</b>									
	<b>Total additional capitalization claimed with RoE at SBI MCLR (B)</b>								
<b>Total Add. Cap. Claimed (A+B)</b>									
				<b>8,055.00</b>					

अभिनाश शुक्ला / ANASH SHUKLA  
 वरिष्ठ प्रबंधक (इंजीनियरिंग)  
 Sr. Manager (EEMG)  
 बी.आर.बी.सी.एल./ BRBCL  
 नवीनगर टी.पी.पी./ Nabinagar T.P.P.  
 औरंगाबाद, बिहार/ Aurangabad, Bihar

## Year wise Statement of Additional Capitalisation after COD

Name of the Petitioner		Bhartiya Rail Bijlee Company Limited		Name of the Generating Station		Nabinagar Thermal Power Project (4x250 MW)		COD		01-12-2021		For Financial Year		2028-29		Amount in Rs Lakh	
Sl. No.	Head of Work /Equipment	Accrual basis as per IGAAP	Un-discharged Liability included in col. 3	ACE Claimed (Actual)	Cash basis included in col. 3	IDC included in col. 3	Regulations under which claimed	Justification	Admitted Cost by the Commission, if any								
1	2	3	4	5=(3-4)	6	7	8	9									
<b>A. Works eligible for RoE at Normal Rate</b>																	
ORIGINAL SCOPE WORKS																	
1	Main Plant Civil Package/ Service Building/MPH/Offsite Civil works	250		250			25(1) read with 102	Justification as per S.No. 1 to 15 at Form-'9 25-26'.									
2	Intake Make up water Pump House	3500		3500													
3	Township & Colony	2000		2000													
	<b>Subtotal (A.1)</b>	<b>5750</b>		<b>5750</b>													
A.2	Liability Discharge eligible for RoE at Normal Rate																
	<b>Total additional capitalization claimed with RoE at Normal Rate (A)</b>	<b>5,750</b>			<b>5,750</b>												
<b>B. Works beyond Original scope excluding add.cap.due to Change in Law eligible for RoE at Wtd. Average rate of Interest</b>																	
	<b>Total (B)</b>																
	<b>Total Add. Cap. Claimed (A+B)</b>				<b>5,750</b>												

अभिनाश शर्मा / AVINASH SHUKLA (Petitioner)  
वरिष्ठ प्रबंधक (ईं०एम०जी०)

Sr. Manager (EEMG)

बी.आर.बी.सी.एल./ BRBCL

नवीनगर टी.पी.पी./ Nabinagar T.P.P.

औरंगाबाद, बिहार/ Aurangabad, Bihar

Calculation of Depreciation

Name of the Petitioner: **Bhartiya Rail Bijlee Company Limited**

Name of the Generating Station: **Nabinagar Thermal Power Project (4x250 MW)**

Sl.No.	Name of the Assets	Gross Block as on (01.04.2024)	Depreciation Rates as per CERC's Depreciation Rate Schedule	Depreciation Amount for each year					(Amount in Rs Lakh)		
				2019-20 (01.04.2019 to 31.03.2020)	2020-21	2021-22 (01.04.21 to 30.11.2021)	2021-22 (01.12.2021 to 31.03.22)	2022-23		2023-24	2024-25
1	Freehold	53,856.44	0%	-	-	-	-	-	-	-	-
2	Leasehold	82.07	3.34%	2.74	2.74	2.74	2.74	2.74	2.74	2.74	2.74
3	Roads, bridges, culverts & helipads	8,452.37	3.34%	178.96	193.53	193.88	257.84	259.10	259.10	259.10	282.31
4	Main Plant Building	87,567.37	3.34%	1,913.73	1,913.73	1,913.73	2,876.08	2,883.26	2,883.26	2,883.26	2,924.75
5	Others Building	24,765.26	3.34%	549.64	630.39	719.43	799.55	798.30	798.30	798.30	827.16
6	Temporary erection	790.49	100%	686.79	757.09	757.09	790.48	790.49	790.49	790.49	790.49
7	Water supply, drainage & sewerage system	3,579.90	5.28%	108.54	113.56	113.56	170.60	170.60	170.60	170.60	189.02
8	Plant and equipment	7,32,871.45	5.28%	28,233.09	28,630.89	28,716.37	37,906.52	38,168.61	38,253.47	38,253.47	38,695.61
9	Furniture and fixtures	2,981.80	6.33%	84.11	105.75	124.41	174.07	171.93	183.44	188.75	188.75
10	Vehicles (Owned)	2.88	9.50%	0.14	0.14	0.14	0.14	0.14	0.14	0.27	0.27
11	Office equipment	753.40	6.33%	23.55	25.84	30.16	32.47	38.28	38.28	45.64	47.69
12	EDP, WP machines and satcom equipment	739.88	15.00%	50.16	59.44	69.77	81.52	82.94	90.84	90.84	110.98
13	Construction equipments	818.75	5.28%	33.31	40.61	41.71	41.71	41.71	43.17	43.17	43.23
14	Electrical Installations	2,914.81	5.28%	135.63	136.39	136.88	152.22	153.90	153.90	153.90	153.90
15	Communication Equipments	117.01	6.33%	6.19	6.20	6.28	6.97	6.97	7.20	7.41	7.41
16	Hospital equipments	310.03	5.28%	0.01	0.29	2.18	2.74	5.38	6.81	6.81	16.37
17	Laboratory and workshop equipments	365.01	5.28%	11.56	16.55	16.63	19.23	19.27	19.27	19.27	19.27
18	Software	27.24	15.00%	1.22	1.22	4.09	4.09	4.09	4.09	4.09	4.09
19	Right to use land	28.09	3.34%	0.94	0.94	0.94	0.94	0.94	0.94	0.94	0.94
	<b>Weighted Average Rate of Depreciation (%)</b>	<b>9,21,024.25</b>		<b>32,020.32</b>	<b>32,635.29</b>	<b>32,849.98</b>	<b>43,319.92</b>	<b>43,598.64</b>	<b>43,713.53</b>	<b>44,304.98</b>	<b>44,304.98</b>
				<b>4.7552%</b>	<b>4.7669%</b>	<b>4.7719%</b>	<b>4.8228%</b>	<b>4.8249%</b>	<b>4.8136%</b>	<b>4.8104%</b>	

  
(Petitioner)

अविनाश शुक्ला / AVINASH SHUKLA  
वरिष्ठ प्रबंधक (इंजीनियरिंग)  
Sr. Manager (EEMG)  
वी.आर.बी.सी.एन. / BRBCL  
नवीनगर टी.पी.पी. / Nabinagar T.P.P.  
औरंगाबाद, बिहार / Aurangabad, Bihar

**Statement of Depreciation**

**PART-I  
FORM- 12**

Name of the Company : **Bhartiya Rail Bijlee Company Limited**  
 Name of the Power Station : **Nabinagar Thermal Power Project (4x250 MW)**

S. No.	Particulars	(Amount in Rs Lakh)							
		Existing 2023-24	2024-25	2025-26	2026-27	2027-28	2028-29	2029-30	
1	2	3	4	5	6	7	8		
1	Opening Capital Cost	886712.90	907051.94	913139.94	932582.94	944921.94	952976.94	952976.94	
2	Closing Capital Cost	907051.94	913139.94	932582.94	944921.94	952976.94	958726.94	958726.94	
3	Average Capital Cost	896882.42	910095.94	922861.44	938752.44	948949.44	955851.94	955851.94	
1a	Cost of IT Equipments & Software included in (1) above*	746.61	884.13	884.13	884.13	884.13	884.13	884.13	
2a	Cost of IT Equipments & Software included in (2) above*	884.13	884.13	884.13	884.13	884.13	884.13	884.13	
3a	Average Cost of IT Equipments & Software	815.37	884.13	884.13	884.13	884.13	884.13	884.13	
4	Freehold land	37,445.00	39,038.62	39,038.62	39,038.62	39,038.62	39,038.62	39,038.62	
5	Rate of depreciation	4.8136%	4.8104%	4.81%	4.81%	4.81%	4.81%	4.81%	
6	Depreciable value	7,73,575.21	7,84,040.00	7,95,528.95	8,09,830.85	8,19,008.15	8,25,220.40	8,25,220.40	
7.	Balance useful life at the beginning of the period	20.70	19.70	18.70	17.70	16.70	15.70	15.70	
8	Remaining depreciable value	6,05,274.78	5,72,602.76	5,40,312.43	5,10,220.97	4,74,240.49	4,34,804.45	4,34,804.45	
9	Depreciation (for the period)	43,172.51	43,779.28	44,393.36	45,157.78	45,648.29	45,980.33	45,980.33	
10	Depreciation (annualised)	43,172.51	43,779.28	44,393.36	45,157.78	45,648.29	45,980.33	45,980.33	
11	Cumulative depreciation at the end of the period	2,11,472.94	2,55,216.52	2,99,609.88	3,44,767.65	3,90,415.95	4,36,396.28	4,36,396.28	
12	Less: Cumulative depreciation adjustment on account of un-discharged liabilities deducted as on 01.04.2009	0.00	0.00	0.00	0.00	0.00	0.00	0.00	
13	Add: Cumulative depreciation adjustment on account of liability Discharge	0.00	0.00	0.00	0.00	0.00	0.00	0.00	
14	Less: Cumulative depreciation adjustment on account of de-capitalisation	35.70	0.00	0.00	0.00	0.00	0.00	0.00	
15	Net Cumulative depreciation at the end of the period after adjustments	2,11,437.23	2,55,216.52	2,99,609.88	3,44,767.65	3,90,415.95	4,36,396.28	4,36,396.28	

\* Shall be revised at the time of true-up,

  
(Petitioner)

अविनाश शुक्ला / AVINASH SHUKLA  
 वीरल प्रबंधक (ई.ई.एम.जी.)  
 Sr. Manager (EEMG)  
 बी.आर.टी.सी.एल./ BRBCL  
 नवीनगर टी.पी.पी./ Nabinagar T.P.P.  
 औरंगाबाद, विहार/ Aurangabad, Bihar

**Calculation of Interest on Actual Loans**

Name of the Petitioner	BRBCL
Name of the Generating Station	BRBCL, NTPP (4X250 MW)

(Amount in lacs)

Sl. no.	Particulars	2023-24 (01-04-2023 TO 31-03-2024)	2024-25 (01-04-2024 TO 31-03-2025)	2025-26 (01-04-2025 TO 31-03-2026)	2026-27 (01-04-2026 TO 31-03-2027)	2027-28 (01-04-2027 TO 31-03-2028)	2028-29 (01-04-2028 TO 31-03-2029)
<b>1</b>	<b>REC LIMITED-D1</b>						
	Gross loan - Opening	5000.00	5000.00	5000.00	5000.00	5000.00	5000.00
	Cumulative repayments of Loans upto previous period	5000.00	5000.00	5000.00	5000.00	5000.00	5000.00
	Net loan - Opening	0.00	0.00	0.00	0.00	0.00	0.00
	Increase/ Decrease due to FERV	0.00	0.00	0.00	0.00	0.00	0.00
	Increase/ Decrease due to ACE/Drawl during the period	0.00	0.00	0.00	0.00	0.00	0.00
	Total	0.00	0.00	0.00	0.00	0.00	0.00
	Repayments of Loans during the period	0.00	0.00	0.00	0.00	0.00	0.00
	Net loan - Closing	0.00	0.00	0.00	0.00	0.00	0.00
	Average Net Loan	0.00	0.00	0.00	0.00	0.00	0.00
	Rate of Interest on Loan	0.00%	0.00%	0.00%	0.00%	0.00%	0.00%
	Interest on Loan Annualised	0.00	0.00	0.00	0.00	0.00	0.00
<b>2</b>	<b>REC LIMITED / -D2</b>						
	Gross loan - Opening	5000.00	5000.00	5000.00	5000.00	5000.00	5000.00
	Cumulative repayments of Loans upto previous period	5000.00	5000.00	5000.00	5000.00	5000.00	5000.00
	Net loan - Opening	0.00	0.00	0.00	0.00	0.00	0.00
	Increase/ Decrease due to FERV	0.00	0.00	0.00	0.00	0.00	0.00
	Increase/ Decrease due to ACE/Drawl during the period	0.00	0.00	0.00	0.00	0.00	0.00
	Total	0.00	0.00	0.00	0.00	0.00	0.00
	Repayments of Loans during the period	0.00	0.00	0.00	0.00	0.00	0.00
	Net loan - Closing	0.00	0.00	0.00	0.00	0.00	0.00
	Average Net Loan	0.00	0.00	0.00	0.00	0.00	0.00
	Rate of Interest on Loan	0.00%	0.00%	0.00%	0.00%	0.00%	0.00%
	Interest on Loan Annualised	0.00	0.00	0.00	0.00	0.00	0.00
<b>3</b>	<b>REC LIMITED / -D3</b>						
	Gross loan - Opening	5000.00	5000.00	5000.00	5000.00	5000.00	5000.00
	Cumulative repayments of Loans upto previous period	5000.00	5000.00	5000.00	5000.00	5000.00	5000.00
	Net loan - Opening	0.00	0.00	0.00	0.00	0.00	0.00
	Increase/ Decrease due to FERV	0.00	0.00	0.00	0.00	0.00	0.00
	Increase/ Decrease due to ACE/Drawl during the period	0.00	0.00	0.00	0.00	0.00	0.00
	Total	0.00	0.00	0.00	0.00	0.00	0.00
	Repayments of Loans during the period	0.00	0.00	0.00	0.00	0.00	0.00
	Net loan - Closing	0.00	0.00	0.00	0.00	0.00	0.00
	Average Net Loan	0.00	0.00	0.00	0.00	0.00	0.00
	Rate of Interest on Loan	0.00%	0.00%	0.00%	0.00%	0.00%	0.00%
	Interest on Loan Annualised	0.00	0.00	0.00	0.00	0.00	0.00
<b>4</b>	<b>REC LIMITED / -D4</b>						
	Gross loan - Opening	5000.00	5000.00	5000.00	5000.00	5000.00	5000.00
	Cumulative repayments of Loans upto previous period	5000.00	5000.00	5000.00	5000.00	5000.00	5000.00
	Net loan - Opening	0.00	0.00	0.00	0.00	0.00	0.00
	Increase/ Decrease due to FERV	0.00	0.00	0.00	0.00	0.00	0.00
	Increase/ Decrease due to ACE/Drawl during the period	0.00	0.00	0.00	0.00	0.00	0.00
	Total	0.00	0.00	0.00	0.00	0.00	0.00
	Repayments of Loans during the period	0.00	0.00	0.00	0.00	0.00	0.00
	Net loan - Closing	0.00	0.00	0.00	0.00	0.00	0.00
	Average Net Loan	0.00	0.00	0.00	0.00	0.00	0.00
	Rate of Interest on Loan	0.00%	0.00%	0.00%	0.00%	0.00%	0.00%
	Interest on Loan Annualised	0.00	0.00	0.00	0.00	0.00	0.00
<b>5</b>	<b>REC LIMITED / -D5</b>						

अविनाश शुक्ला / AVINASH SHUKLA  
 वरिष्ठ प्रबंधक (ईंईएमजी)  
 Sr. Manager (EEMG)  
 बी.आर.वी.सी.एल. / BRBCL  
 नवीनगर टी.पी.पी. / Nabinagar T.P.P.  
 औरंगाबाद, बिहार / Aurangabad, Bihar

Name of the Petitioner	BRBCL
Name of the Generating Station	BRBCL, NTPP (4X250 MW)

(Amount in lacs)

Sl. no.	Particulars	2023-24 (01-04-2023 TO 31-03-2024)	2024-25 (01-04-2024 TO 31-03-2025)	2025-26 (01-04-2025 TO 31-03-2026)	2026-27 (01-04-2026 TO 31-03-2027)	2027-28 (01-04-2027 TO 31-03-2028)	2028-29 (01-04-2028 TO 31-03-2029)
	Gross loan - Opening	5000.00	5000.00	5000.00	5000.00	5000.00	5000.00
	Cumulative repayments of Loans upto previous period	5000.00	5000.00	5000.00	5000.00	5000.00	5000.00
	Net loan - Opening	0.00	0.00	0.00	0.00	0.00	0.00
	Increase/ Decrease due to FERV	0.00	0.00	0.00	0.00	0.00	0.00
	Increase/ Decrease due to ACE/Drawl during the period	0.00	0.00	0.00	0.00	0.00	0.00
	Total	0.00	0.00	0.00	0.00	0.00	0.00
	Repayments of Loans during the period	0.00	0.00	0.00	0.00	0.00	0.00
	Net loan - Closing	0.00	0.00	0.00	0.00	0.00	0.00
	Average Net Loan	0.00	0.00	0.00	0.00	0.00	0.00
	Rate of Interest on Loan	0.00%	0.00%	0.00%	0.00%	0.00%	0.00%
	Interest on Loan Annualised	0.00	0.00	0.00	0.00	0.00	0.00
<b>6</b>	<b>REC LIMITED / -D6</b>						
	Gross loan - Opening	10000.00	10000.00	10000.00	10000.00	10000.00	10000.00
	Cumulative repayments of Loans upto previous period	10000.00	10000.00	10000.00	10000.00	10000.00	10000.00
	Net loan - Opening	0.00	0.00	0.00	0.00	0.00	0.00
	Increase/ Decrease due to FERV	0.00	0.00	0.00	0.00	0.00	0.00
	Increase/ Decrease due to ACE/Drawl during the period	0.00	0.00	0.00	0.00	0.00	0.00
	Total	0.00	0.00	0.00	0.00	0.00	0.00
	Repayments of Loans during the period	0.00	0.00	0.00	0.00	0.00	0.00
	Net loan - Closing	0.00	0.00	0.00	0.00	0.00	0.00
	Average Net Loan	0.00	0.00	0.00	0.00	0.00	0.00
	Rate of Interest on Loan	0.000%	0.000%	0.000%	0.000%	0.000%	0.000%
	Interest on Loan Annualised	0.00	0.00	0.00	0.00	0.00	0.00
<b>7</b>	<b>REC LIMITED / -D7</b>						
	Gross loan - Opening	5000.00	5000.00	5000.00	5000.00	5000.00	5000.00
	Cumulative repayments of Loans upto previous period	5000.00	5000.00	5000.00	5000.00	5000.00	5000.00
	Net loan - Opening	0.00	0.00	0.00	0.00	0.00	0.00
	Increase/ Decrease due to FERV	0.00	0.00	0.00	0.00	0.00	0.00
	Increase/ Decrease due to ACE/Drawl during the period	0.00	0.00	0.00	0.00	0.00	0.00
	Total	0.00	0.00	0.00	0.00	0.00	0.00
	Repayments of Loans during the period	0.00	0.00	0.00	0.00	0.00	0.00
	Net loan - Closing	0.00	0.00	0.00	0.00	0.00	0.00
	Average Net Loan	0.00	0.00	0.00	0.00	0.00	0.00
	Rate of Interest on Loan	0.000%	0.000%	0.000%	0.000%	0.000%	0.000%
	Interest on Loan Annualised	0.00	0.00	0.00	0.00	0.00	0.00
<b>8</b>	<b>REC LIMITED / -D8</b>						
	Gross loan - Opening	5000.00	5000.00	5000.00	5000.00	5000.00	5000.00
	Cumulative repayments of Loans upto previous period	5000.00	5000.00	5000.00	5000.00	5000.00	5000.00
	Net loan - Opening	0.00	0.00	0.00	0.00	0.00	0.00
	Increase/ Decrease due to FERV	0.00	0.00	0.00	0.00	0.00	0.00
	Increase/ Decrease due to ACE/Drawl during the period	0.00	0.00	0.00	0.00	0.00	0.00
	Total	0.00	0.00	0.00	0.00	0.00	0.00
	Repayments of Loans during the period	0.00	0.00	0.00	0.00	0.00	0.00
	Net loan - Closing	0.00	0.00	0.00	0.00	0.00	0.00
	Average Net Loan	0.00	0.00	0.00	0.00	0.00	0.00
	Rate of Interest on Loan	0.000%	0.000%	0.000%	0.000%	0.000%	0.000%
	Interest on Loan Annualised	0.00	0.00	0.00	0.00	0.00	0.00
<b>9</b>	<b>REC LIMITED / -D9</b>						
	Gross loan - Opening	5000.00	5000.00	5000.00	5000.00	5000.00	5000.00
	Cumulative repayments of Loans upto previous period	5000.00	5000.00	5000.00	5000.00	5000.00	5000.00
	Net loan - Opening	0.00	0.00	0.00	0.00	0.00	0.00

अविनाश शुक्ला / AVINASH SHUKLA  
वरिष्ठ प्रबंधक (ईंईंएमजी)  
Sr. Manager (EEMG)  
बी.आर.वी.सी.एन. / BRBCL  
नवीनगर टी.पी.पी. / Nabinagar T.P.P.  
औरंगाबाद, बिहार / Aurangabad, Bihar

Name of the Petitioner	BRBCL
Name of the Generating Station	BRBCL, NTPP (4X250 MW)

(Amount in lacs)

Sl. no.	Particulars	2023-24 (01-04-2023 TO 31-03-2024)	2024-25 (01-04-2024 TO 31-03-2025)	2025-26 (01-04-2025 TO 31-03-2026)	2026-27 (01-04-2026 TO 31-03-2027)	2027-28 (01-04-2027 TO 31-03-2028)	2028-29 (01-04-2028 TO 31-03-2029)
	Increase/ Decrease due to FERV	0.00	0.00	0.00	0.00	0.00	0.00
	Increase/ Decrease due to ACE/Drawl during the period	0.00	0.00	0.00	0.00	0.00	0.00
	Total	0.00	0.00	0.00	0.00	0.00	0.00
	Repayments of Loans during the period	0.00	0.00	0.00	0.00	0.00	0.00
	Net loan - Closing	0.00	0.00	0.00	0.00	0.00	0.00
	Average Net Loan	0.00	0.00	0.00	0.00	0.00	0.00
	Rate of Interest on Loan	0.000%	0.000%	0.000%	0.000%	0.000%	0.000%
	Interest on Loan Annualised	0.00	0.00	0.00	0.00	0.00	0.00
<b>10</b>	<b>REC LIMITED / -D10</b>						
	Gross loan - Opening	5000.00	5000.00	5000.00	5000.00	5000.00	5000.00
	Cumulative repayments of Loans upto previous period	5000.00	5000.00	5000.00	5000.00	5000.00	5000.00
	Net loan - Opening	0.00	0.00	0.00	0.00	0.00	0.00
	Increase/ Decrease due to FERV	0.00	0.00	0.00	0.00	0.00	0.00
	Increase/ Decrease due to ACE/Drawl during the period	0.00	0.00	0.00	0.00	0.00	0.00
	Total	0.00	0.00	0.00	0.00	0.00	0.00
	Repayments of Loans during the period	0.00	0.00	0.00	0.00	0.00	0.00
	Net loan - Closing	0.00	0.00	0.00	0.00	0.00	0.00
	Average Net Loan	0.00	0.00	0.00	0.00	0.00	0.00
	Rate of Interest on Loan	0.000%	0.000%	0.000%	0.000%	0.000%	0.000%
	Interest on Loan Annualised	0.00	0.00	0.00	0.00	0.00	0.00
<b>11</b>	<b>REC LIMITED / -D11</b>						
	Gross loan - Opening	10000.00	10000.00	10000.00	10000.00	10000.00	10000.00
	Cumulative repayments of Loans upto previous period	10000.00	10000.00	10000.00	10000.00	10000.00	10000.00
	Net loan - Opening	0.00	0.00	0.00	0.00	0.00	0.00
	Increase/ Decrease due to FERV	0.00	0.00	0.00	0.00	0.00	0.00
	Increase/ Decrease due to ACE/Drawl during the period	0.00	0.00	0.00	0.00	0.00	0.00
	Total	0.00	0.00	0.00	0.00	0.00	0.00
	Repayments of Loans during the period	0.00	0.00	0.00	0.00	0.00	0.00
	Net loan - Closing	0.00	0.00	0.00	0.00	0.00	0.00
	Average Net Loan	0.00	0.00	0.00	0.00	0.00	0.00
	Rate of Interest on Loan	0.000%	0.000%	0.000%	0.000%	0.000%	0.000%
	Interest on Loan Annualised	0.00	0.00	0.00	0.00	0.00	0.00
<b>12</b>	<b>REC LIMITED / -D12</b>						
	Gross loan - Opening	6000.00	6000.00	6000.00	6000.00	6000.00	6000.00
	Cumulative repayments of Loans upto previous period	6000.00	6000.00	6000.00	6000.00	6000.00	6000.00
	Net loan - Opening	0.00	0.00	0.00	0.00	0.00	0.00
	Increase/ Decrease due to FERV	0.00	0.00	0.00	0.00	0.00	0.00
	Increase/ Decrease due to ACE/Drawl during the period	0.00	0.00	0.00	0.00	0.00	0.00
	Total	0.00	0.00	0.00	0.00	0.00	0.00
	Repayments of Loans during the period	0.00	0.00	0.00	0.00	0.00	0.00
	Net loan - Closing	0.00	0.00	0.00	0.00	0.00	0.00
	Average Net Loan	0.00	0.00	0.00	0.00	0.00	0.00
	Rate of Interest on Loan	0.000%	0.000%	0.000%	0.000%	0.000%	0.000%
	Interest on Loan Annualised	0.00	0.00	0.00	0.00	0.00	0.00
<b>13</b>	<b>REC LIMITED / -D13</b>						
	Gross loan - Opening	4000.00	4000.00	4000.00	4000.00	4000.00	4000.00
	Cumulative repayments of Loans upto previous period	4000.00	4000.00	4000.00	4000.00	4000.00	4000.00
	Net loan - Opening	0.00	0.00	0.00	0.00	0.00	0.00
	Increase/ Decrease due to FERV	0.00	0.00	0.00	0.00	0.00	0.00
	Increase/ Decrease due to ACE/Drawl during the period	0.00	0.00	0.00	0.00	0.00	0.00
	Total	0.00	0.00	0.00	0.00	0.00	0.00

अविनाश शुक्ला / AVINASH SHUKLA  
 वरिष्ठ प्रबंधक (ईंईएमजी)  
 Sr. Manager (EEMG)  
 बी.आर.सी.एन. / BRBCL  
 नवीनगर टी.पी.पी. / NTPP  
 औरंगाबाद, बिहार / Aurangabad Bihar

Name of the Petitioner	BRBCL
Name of the Generating Station	BRBCL, NTPP (4X250 MW)

(Amount in lacs)

Sl. no.	Particulars	2023-24 (01-04-2023 TO 31-03-2024)	2024-25 (01-04-2024 TO 31-03-2025)	2025-26 (01-04-2025 TO 31-03-2026)	2026-27 (01-04-2026 TO 31-03-2027)	2027-28 (01-04-2027 TO 31-03-2028)	2028-29 (01-04-2028 TO 31-03-2029)
	Repayments of Loans during the period	0.00	0.00	0.00	0.00	0.00	0.00
	Net loan - Closing	0.00	0.00	0.00	0.00	0.00	0.00
	Average Net Loan	0.00	0.00	0.00	0.00	0.00	0.00
	Rate of Interest on Loan	0.000%	0.000%	0.000%	0.000%	0.000%	0.000%
	Interest on Loan Annualised	0.00	0.00	0.00	0.00	0.00	0.00
<b>14</b>	<b>REC LIMITED / -D14</b>						
	Gross loan - Opening	5000.00	5000.00	5000.00	5000.00	5000.00	5000.00
	Cumulative repayments of Loans upto previous period	5000.00	5000.00	5000.00	5000.00	5000.00	5000.00
	Net loan - Opening	0.00	0.00	0.00	0.00	0.00	0.00
	Increase/ Decrease due to FERV	0.00	0.00	0.00	0.00	0.00	0.00
	Increase/ Decrease due to ACE/Drawl during the period	0.00	0.00	0.00	0.00	0.00	0.00
	Total	0.00	0.00	0.00	0.00	0.00	0.00
	Repayments of Loans during the period	0.00	0.00	0.00	0.00	0.00	0.00
	Net loan - Closing	0.00	0.00	0.00	0.00	0.00	0.00
	Average Net Loan	0.00	0.00	0.00	0.00	0.00	0.00
	Rate of Interest on Loan	0.000%	0.000%	0.000%	0.000%	0.000%	0.000%
	Interest on Loan Annualised	0.00	0.00	0.00	0.00	0.00	0.00
<b>15</b>	<b>REC LIMITED / -D15</b>						
	Gross loan - Opening	5000.00	5000.00	5000.00	5000.00	5000.00	5000.00
	Cumulative repayments of Loans upto previous period	5000.00	5000.00	5000.00	5000.00	5000.00	5000.00
	Net loan - Opening	0.00	0.00	0.00	0.00	0.00	0.00
	Increase/ Decrease due to FERV	0.00	0.00	0.00	0.00	0.00	0.00
	Increase/ Decrease due to ACE/Drawl during the period	0.00	0.00	0.00	0.00	0.00	0.00
	Total	0.00	0.00	0.00	0.00	0.00	0.00
	Repayments of Loans during the period	0.00	0.00	0.00	0.00	0.00	0.00
	Net loan - Closing	0.00	0.00	0.00	0.00	0.00	0.00
	Average Net Loan	0.00	0.00	0.00	0.00	0.00	0.00
	Rate of Interest on Loan	0.000%	0.000%	0.000%	0.000%	0.000%	0.000%
	Interest on Loan Annualised	0.00	0.00	0.00	0.00	0.00	0.00
<b>16</b>	<b>REC LIMITED / -D16</b>						
	Gross loan - Opening	2000.00	2000.00	2000.00	2000.00	2000.00	2000.00
	Cumulative repayments of Loans upto previous period	2000.00	2000.00	2000.00	2000.00	2000.00	2000.00
	Net loan - Opening	0.00	0.00	0.00	0.00	0.00	0.00
	Increase/ Decrease due to FERV	0.00	0.00	0.00	0.00	0.00	0.00
	Increase/ Decrease due to ACE/Drawl during the period	0.00	0.00	0.00	0.00	0.00	0.00
	Total	0.00	0.00	0.00	0.00	0.00	0.00
	Repayments of Loans during the period	0.00	0.00	0.00	0.00	0.00	0.00
	Net loan - Closing	0.00	0.00	0.00	0.00	0.00	0.00
	Average Net Loan	0.00	0.00	0.00	0.00	0.00	0.00
	Rate of Interest on Loan	0.000%	0.000%	0.000%	0.000%	0.000%	0.000%
	Interest on Loan Annualised	0.00	0.00	0.00	0.00	0.00	0.00
<b>17</b>	<b>REC LIMITED / -D17</b>						
	Gross loan - Opening	5000.00	5000.00	5000.00	5000.00	5000.00	5000.00
	Cumulative repayments of Loans upto previous period	5000.00	5000.00	5000.00	5000.00	5000.00	5000.00
	Net loan - Opening	0.00	0.00	0.00	0.00	0.00	0.00
	Increase/ Decrease due to FERV	0.00	0.00	0.00	0.00	0.00	0.00
	Increase/ Decrease due to ACE/Drawl during the period	0.00	0.00	0.00	0.00	0.00	0.00
	Total	0.00	0.00	0.00	0.00	0.00	0.00
	Repayments of Loans during the period	0.00	0.00	0.00	0.00	0.00	0.00
	Net loan - Closing	0.00	0.00	0.00	0.00	0.00	0.00
	Average Net Loan	0.00	0.00	0.00	0.00	0.00	0.00

अविनाश शुक्ला / AVINASH SHUKLA  
वरिष्ठ प्रबंधक (ई०ई०एम०जी०)  
Sr. Manager (EEMG)  
बी.आर.वी.सी.एल. / BRBCL  
नवीनगर टी.पी.पी. / Nabinagar T.P.P.  
औरंगाबाद, बिहार / Aurangabad, Bihar

Name of the Petitioner	BRBCL
Name of the Generating Station	BRBCL, NTPP (4X250 MW)

(Amount in lacs)

Sl. no.	Particulars	2023-24 (01-04-2023 TO 31-03-2024)	2024-25 (01-04-2024 TO 31-03-2025)	2025-26 (01-04-2025 TO 31-03-2026)	2026-27 (01-04-2026 TO 31-03-2027)	2027-28 (01-04-2027 TO 31-03-2028)	2028-29 (01-04-2028 TO 31-03-2029)
	Rate of Interest on Loan	0.000%	0.000%	0.000%	0.000%	0.000%	0.000%
	Interest on Loan Annualised	0.00	0.00	0.00	0.00	0.00	0.00
<b>18</b>	<b>REC LIMITED / -D18</b>						
	Gross loan - Opening	2500.00	2500.00	2500.00	2500.00	2500.00	2500.00
	Cumulative repayments of Loans upto previous period	2500.00	2500.00	2500.00	2500.00	2500.00	2500.00
	Net loan - Opening	0.00	0.00	0.00	0.00	0.00	0.00
	Increase/ Decrease due to FERV	0.00	0.00	0.00	0.00	0.00	0.00
	Increase/ Decrease due to ACE/Drawl during the period	0.00	0.00	0.00	0.00	0.00	0.00
	Total	0.00	0.00	0.00	0.00	0.00	0.00
	Repayments of Loans during the period	0.00	0.00	0.00	0.00	0.00	0.00
	Net loan - Closing	0.00	0.00	0.00	0.00	0.00	0.00
	Average Net Loan	0.00	0.00	0.00	0.00	0.00	0.00
	Rate of Interest on Loan	0.000%	0.000%	0.000%	0.000%	0.000%	0.000%
	Interest on Loan Annualised	0.00	0.00	0.00	0.00	0.00	0.00
<b>19</b>	<b>REC LIMITED / -D19</b>						
	Gross loan - Opening	5000.00	5000.00	5000.00	5000.00	5000.00	5000.00
	Cumulative repayments of Loans upto previous period	5000.00	5000.00	5000.00	5000.00	5000.00	5000.00
	Net loan - Opening	0.00	0.00	0.00	0.00	0.00	0.00
	Increase/ Decrease due to FERV	0.00	0.00	0.00	0.00	0.00	0.00
	Increase/ Decrease due to ACE/Drawl during the period	0.00	0.00	0.00	0.00	0.00	0.00
	Total	0.00	0.00	0.00	0.00	0.00	0.00
	Repayments of Loans during the period	0.00	0.00	0.00	0.00	0.00	0.00
	Net loan - Closing	0.00	0.00	0.00	0.00	0.00	0.00
	Average Net Loan	0.00	0.00	0.00	0.00	0.00	0.00
	Rate of Interest on Loan	0.000%	0.000%	0.000%	0.000%	0.000%	0.000%
	Interest on Loan Annualised	0.00	0.00	0.00	0.00	0.00	0.00
<b>20</b>	<b>REC LIMITED / -D20</b>						
	Gross loan - Opening	3000.00	3000.00	3000.00	3000.00	3000.00	3000.00
	Cumulative repayments of Loans upto previous period	3000.00	3000.00	3000.00	3000.00	3000.00	3000.00
	Net loan - Opening	0.00	0.00	0.00	0.00	0.00	0.00
	Increase/ Decrease due to FERV	0.00	0.00	0.00	0.00	0.00	0.00
	Increase/ Decrease due to ACE/Drawl during the period	0.00	0.00	0.00	0.00	0.00	0.00
	Total	0.00	0.00	0.00	0.00	0.00	0.00
	Repayments of Loans during the period	0.00	0.00	0.00	0.00	0.00	0.00
	Net loan - Closing	0.00	0.00	0.00	0.00	0.00	0.00
	Average Net Loan	0.00	0.00	0.00	0.00	0.00	0.00
	Rate of Interest on Loan	0.000%	0.000%	0.000%	0.000%	0.000%	0.000%
	Interest on Loan Annualised	0.00	0.00	0.00	0.00	0.00	0.00
<b>21</b>	<b>REC LIMITED / -D21</b>						
	Gross loan - Opening	4000.00	4000.00	4000.00	4000.00	4000.00	4000.00
	Cumulative repayments of Loans upto previous period	4000.00	4000.00	4000.00	4000.00	4000.00	4000.00
	Net loan - Opening	0.00	0.00	0.00	0.00	0.00	0.00
	Increase/ Decrease due to FERV	0.00	0.00	0.00	0.00	0.00	0.00
	Increase/ Decrease due to ACE/Drawl during the period	0.00	0.00	0.00	0.00	0.00	0.00
	Total	0.00	0.00	0.00	0.00	0.00	0.00
	Repayments of Loans during the period	0.00	0.00	0.00	0.00	0.00	0.00
	Net loan - Closing	0.00	0.00	0.00	0.00	0.00	0.00
	Average Net Loan	0.00	0.00	0.00	0.00	0.00	0.00
	Rate of Interest on Loan	0.000%	0.000%	0.000%	0.000%	0.000%	0.000%
	Interest on Loan Annualised	0.00	0.00	0.00	0.00	0.00	0.00

अविनाश शुक्ला / AVINASH SHUKLA  
वरिष्ठ प्रबंधक (ईंईएमजी)  
Sr. Manager (EEMG)  
बी.आर.वी.सी.एल. / BRBCL  
नवीनगर टी.पी.पी. / Nabinagar T.P.P.  
औरंगाबाद, बिहार / Aurangabad, Bihar

Name of the Petitioner	BRBCL
Name of the Generating Station	BRBCL, NTPP (4X250 MW)

(Amount in lacs)

Sl. no.	Particulars	2023-24 (01-04-2023 TO 31-03-2024)	2024-25 (01-04-2024 TO 31-03-2025)	2025-26 (01-04-2025 TO 31-03-2026)	2026-27 (01-04-2026 TO 31-03-2027)	2027-28 (01-04-2027 TO 31-03-2028)	2028-29 (01-04-2028 TO 31-03-2029)
<b>22</b>	<b>REC LIMITED / -D22</b>						
	Gross loan - Opening	3000.00	3000.00	3000.00	3000.00	3000.00	3000.00
	Cumulative repayments of Loans upto previous period	3000.00	3000.00	3000.00	3000.00	3000.00	3000.00
	Net loan - Opening	0.00	0.00	0.00	0.00	0.00	0.00
	Increase/ Decrease due to FERV	0.00	0.00	0.00	0.00	0.00	0.00
	Increase/ Decrease due to ACE/Drawl during the period	0.00	0.00	0.00	0.00	0.00	0.00
	Total	0.00	0.00	0.00	0.00	0.00	0.00
	Repayments of Loans during the period	0.00	0.00	0.00	0.00	0.00	0.00
	Net loan - Closing	0.00	0.00	0.00	0.00	0.00	0.00
	Average Net Loan	0.00	0.00	0.00	0.00	0.00	0.00
	Rate of Interest on Loan	0.000%	0.000%	0.000%	0.000%	0.000%	0.000%
	Interest on Loan Annualised	0.00	0.00	0.00	0.00	0.00	0.00
<b>23</b>	<b>REC LIMITED / -D23</b>						
	Gross loan - Opening	3000.00	3000.00	3000.00	3000.00	3000.00	3000.00
	Cumulative repayments of Loans upto previous period	3000.00	3000.00	3000.00	3000.00	3000.00	3000.00
	Net loan - Opening	0.00	0.00	0.00	0.00	0.00	0.00
	Increase/ Decrease due to FERV	0.00	0.00	0.00	0.00	0.00	0.00
	Increase/ Decrease due to ACE/Drawl during the period	0.00	0.00	0.00	0.00	0.00	0.00
	Total	0.00	0.00	0.00	0.00	0.00	0.00
	Repayments of Loans during the period	0.00	0.00	0.00	0.00	0.00	0.00
	Net loan - Closing	0.00	0.00	0.00	0.00	0.00	0.00
	Average Net Loan	0.00	0.00	0.00	0.00	0.00	0.00
	Rate of Interest on Loan	0.000%	0.000%	0.000%	0.000%	0.000%	0.000%
	Interest on Loan Annualised	0.00	0.00	0.00	0.00	0.00	0.00
<b>24</b>	<b>REC LIMITED / -D24</b>						
	Gross loan - Opening	5000.00	5000.00	5000.00	5000.00	5000.00	5000.00
	Cumulative repayments of Loans upto previous period	5000.00	5000.00	5000.00	5000.00	5000.00	5000.00
	Net loan - Opening	0.00	0.00	0.00	0.00	0.00	0.00
	Increase/ Decrease due to FERV	0.00	0.00	0.00	0.00	0.00	0.00
	Increase/ Decrease due to ACE/Drawl during the period	0.00	0.00	0.00	0.00	0.00	0.00
	Total	0.00	0.00	0.00	0.00	0.00	0.00
	Repayments of Loans during the period	0.00	0.00	0.00	0.00	0.00	0.00
	Net loan - Closing	0.00	0.00	0.00	0.00	0.00	0.00
	Average Net Loan	0.00	0.00	0.00	0.00	0.00	0.00
	Rate of Interest on Loan	0.000%	0.000%	0.000%	0.000%	0.000%	0.000%
	Interest on Loan Annualised	0.00	0.00	0.00	0.00	0.00	0.00
<b>25</b>	<b>REC LIMITED / -D25</b>						
	Gross loan - Opening	10000.00	10000.00	10000.00	10000.00	10000.00	10000.00
	Cumulative repayments of Loans upto previous period	10000.00	10000.00	10000.00	10000.00	10000.00	10000.00
	Net loan - Opening	0.00	0.00	0.00	0.00	0.00	0.00
	Increase/ Decrease due to FERV	0.00	0.00	0.00	0.00	0.00	0.00
	Increase/ Decrease due to ACE/Drawl during the period	0.00	0.00	0.00	0.00	0.00	0.00
	Total	0.00	0.00	0.00	0.00	0.00	0.00
	Repayments of Loans during the period	0.00	0.00	0.00	0.00	0.00	0.00
	Net loan - Closing	0.00	0.00	0.00	0.00	0.00	0.00
	Average Net Loan	0.00	0.00	0.00	0.00	0.00	0.00
	Rate of Interest on Loan	0.000%	0.000%	0.000%	0.000%	0.000%	0.000%
	Interest on Loan Annualised	0.00	0.00	0.00	0.00	0.00	0.00
<b>26</b>	<b>REC LIMITED / -D26</b>						
	Gross loan - Opening	6000.00	6000.00	6000.00	6000.00	6000.00	6000.00
	Cumulative repayments of Loans upto previous period	6000.00	6000.00	6000.00	6000.00	6000.00	6000.00

अविनाश शुक्ला / AVINASH SHUKLA  
वरिष्ठ प्रबंधक (ईंईएमजी)  
Sr. Manager (EEMG)  
बी.आर.वी.सी.एल. / BRBCL  
नवीनगर टी.पी.पी. / Nabinagar T.P.P.  
औरंगाबाद, बिहार / Aurangabad, Bihar

Name of the Petitioner	BRBCL
Name of the Generating Station	BRBCL, NTPP (4X250 MW)

(Amount in laes)

Sl. no.	Particulars	2023-24 (01-04-2023 TO 31-03-2024)	2024-25 (01-04-2024 TO 31-03-2025)	2025-26 (01-04-2025 TO 31-03-2026)	2026-27 (01-04-2026 TO 31-03-2027)	2027-28 (01-04-2027 TO 31-03-2028)	2028-29 (01-04-2028 TO 31-03-2029)
	Net loan - Opening	0.00	0.00	0.00	0.00	0.00	0.00
	Increase/ Decrease due to FERV	0.00	0.00	0.00	0.00	0.00	0.00
	Increase/ Decrease due to ACE/Drawl during the period	0.00	0.00	0.00	0.00	0.00	0.00
	Total	0.00	0.00	0.00	0.00	0.00	0.00
	Repayments of Loans during the period	0.00	0.00	0.00	0.00	0.00	0.00
	Net loan - Closing	0.00	0.00	0.00	0.00	0.00	0.00
	Average Net Loan	0.00	0.00	0.00	0.00	0.00	0.00
	Rate of Interest on Loan	0.000%	0.000%	0.000%	0.000%	0.000%	0.000%
	Interest on Loan Annualised	0.00	0.00	0.00	0.00	0.00	0.00
<b>27</b>	<b>REC LIMITED / -D27</b>						
	Gross loan - Opening	3000.00	3000.00	3000.00	3000.00	3000.00	3000.00
	Cumulative repayments of Loans upto previous period	3000.00	3000.00	3000.00	3000.00	3000.00	3000.00
	Net loan - Opening	0.00	0.00	0.00	0.00	0.00	0.00
	Increase/ Decrease due to FERV	0.00	0.00	0.00	0.00	0.00	0.00
	Increase/ Decrease due to ACE/Drawl during the period	0.00	0.00	0.00	0.00	0.00	0.00
	Total	0.00	0.00	0.00	0.00	0.00	0.00
	Repayments of Loans during the period	0.00	0.00	0.00	0.00	0.00	0.00
	Net loan - Closing	0.00	0.00	0.00	0.00	0.00	0.00
	Average Net Loan	0.00	0.00	0.00	0.00	0.00	0.00
	Rate of Interest on Loan	0.000%	0.000%	0.000%	0.000%	0.000%	0.000%
	Interest on Loan Annualised	0.00	0.00	0.00	0.00	0.00	0.00
<b>28</b>	<b>REC LIMITED / -D28</b>						
	Gross loan - Opening	3828.94	3828.94	3828.94	3828.94	3828.94	3828.94
	Cumulative repayments of Loans upto previous period	3828.94	3828.94	3828.94	3828.94	3828.94	3828.94
	Net loan - Opening	0.00	0.00	0.00	0.00	0.00	0.00
	Increase/ Decrease due to FERV	0.00	0.00	0.00	0.00	0.00	0.00
	Increase/ Decrease due to ACE/Drawl during the period	0.00	0.00	0.00	0.00	0.00	0.00
	Total	0.00	0.00	0.00	0.00	0.00	0.00
	Repayments of Loans during the period	0.00	0.00	0.00	0.00	0.00	0.00
	Net loan - Closing	0.00	0.00	0.00	0.00	0.00	0.00
	Average Net Loan	0.00	0.00	0.00	0.00	0.00	0.00
	Rate of Interest on Loan	0.000%	0.000%	0.000%	0.000%	0.000%	0.000%
	Interest on Loan Annualised	0.00	0.00	0.00	0.00	0.00	0.00
<b>29</b>	<b>REC LIMITED / -D29</b>						
	Gross loan - Opening	5000.00	5000.00	5000.00	5000.00	5000.00	5000.00
	Cumulative repayments of Loans upto previous period	5000.00	5000.00	5000.00	5000.00	5000.00	5000.00
	Net loan - Opening	0.00	0.00	0.00	0.00	0.00	0.00
	Increase/ Decrease due to FERV	0.00	0.00	0.00	0.00	0.00	0.00
	Increase/ Decrease due to ACE/Drawl during the period	0.00	0.00	0.00	0.00	0.00	0.00
	Total	0.00	0.00	0.00	0.00	0.00	0.00
	Repayments of Loans during the period	0.00	0.00	0.00	0.00	0.00	0.00
	Net loan - Closing	0.00	0.00	0.00	0.00	0.00	0.00
	Average Net Loan	0.00	0.00	0.00	0.00	0.00	0.00
	Rate of Interest on Loan	0.000%	0.000%	0.000%	0.000%	0.000%	0.000%
	Interest on Loan Annualised	0.00	0.00	0.00	0.00	0.00	0.00
<b>30</b>	<b>REC LIMITED / -D30</b>						
	Gross loan - Opening	2578.12	2578.12	2578.12	2578.12	2578.12	2578.12
	Cumulative repayments of Loans upto previous period	2578.12	2578.12	2578.12	2578.12	2578.12	2578.12
	Net loan - Opening	0.00	0.00	0.00	0.00	0.00	0.00
	Increase/ Decrease due to FERV	0.00	0.00	0.00	0.00	0.00	0.00
	Increase/ Decrease due to ACE/Drawl during the period	0.00	0.00	0.00	0.00	0.00	0.00

अविनाश शुक्ला / AVINASH SHUKLA  
वरिष्ठ प्रबंधक (ई०ई०एम०जी०)  
Sr. Manager (EEMG)  
बी.आर.टी.सी.एल. / BRBCL  
नवीनगर टी.पी.पी. / Nabinagar T.P.P.  
औरंगाबाद, बिहार / Aurangabad, Bihar

Name of the Petitioner	BRBCL
Name of the Generating Station	BRBCL, NTPP (4X250 MW)

(Amount in lacs)

Sl. no.	Particulars	2023-24 (01-04-2023 TO 31-03-2024)	2024-25 (01-04-2024 TO 31-03-2025)	2025-26 (01-04-2025 TO 31-03-2026)	2026-27 (01-04-2026 TO 31-03-2027)	2027-28 (01-04-2027 TO 31-03-2028)	2028-29 (01-04-2028 TO 31-03-2029)
	Total	0.00	0.00	0.00	0.00	0.00	0.00
	Repayments of Loans during the period	0.00	0.00	0.00	0.00	0.00	0.00
	Net loan - Closing	0.00	0.00	0.00	0.00	0.00	0.00
	Average Net Loan	0.00	0.00	0.00	0.00	0.00	0.00
	Rate of Interest on Loan	0.000%	0.000%	0.000%	0.000%	0.000%	0.000%
	Interest on Loan Annualised	0.00	0.00	0.00	0.00	0.00	0.00
<b>31</b>	<b>REC LIMITED / -D31</b>						
	Gross loan - Opening	1445.00	1445.00	1445.00	1445.00	1445.00	1445.00
	Cumulative repayments of Loans upto previous period	1445.00	1445.00	1445.00	1445.00	1445.00	1445.00
	Net loan - Opening	0.00	0.00	0.00	0.00	0.00	0.00
	Increase/ Decrease due to FERV	0.00	0.00	0.00	0.00	0.00	0.00
	Increase/ Decrease due to ACE/Drawl during the period	0.00	0.00	0.00	0.00	0.00	0.00
	Total	0.00	0.00	0.00	0.00	0.00	0.00
	Repayments of Loans during the period	0.00	0.00	0.00	0.00	0.00	0.00
	Net loan - Closing	0.00	0.00	0.00	0.00	0.00	0.00
	Average Net Loan	0.00	0.00	0.00	0.00	0.00	0.00
	Rate of Interest on Loan	0.000%	0.000%	0.000%	0.000%	0.000%	0.000%
	Interest on Loan Annualised	0.00	0.00	0.00	0.00	0.00	0.00
<b>32</b>	<b>REC LIMITED / -D32</b>						
	Gross loan - Opening	519.13	519.13	519.13	519.13	519.13	519.13
	Cumulative repayments of Loans upto previous period	519.13	519.13	519.13	519.13	519.13	519.13
	Net loan - Opening	0.00	0.00	0.00	0.00	0.00	0.00
	Increase/ Decrease due to FERV	0.00	0.00	0.00	0.00	0.00	0.00
	Increase/ Decrease due to ACE/Drawl during the period	0.00	0.00	0.00	0.00	0.00	0.00
	Total	0.00	0.00	0.00	0.00	0.00	0.00
	Repayments of Loans during the period	0.00	0.00	0.00	0.00	0.00	0.00
	Net loan - Closing	0.00	0.00	0.00	0.00	0.00	0.00
	Average Net Loan	0.00	0.00	0.00	0.00	0.00	0.00
	Rate of Interest on Loan	0.000%	0.000%	0.000%	0.000%	0.000%	0.000%
	Interest on Loan Annualised	0.00	0.00	0.00	0.00	0.00	0.00
<b>33</b>	<b>REC LIMITED / -D33</b>						
	Gross loan - Opening	3.81	3.81	3.81	3.81	3.81	3.81
	Cumulative repayments of Loans upto previous period	3.81	3.81	3.81	3.81	3.81	3.81
	Net loan - Opening	0.00	0.00	0.00	0.00	0.00	0.00
	Increase/ Decrease due to FERV	0.00	0.00	0.00	0.00	0.00	0.00
	Increase/ Decrease due to ACE/Drawl during the period	0.00	0.00	0.00	0.00	0.00	0.00
	Total	0.00	0.00	0.00	0.00	0.00	0.00
	Repayments of Loans during the period	0.00	0.00	0.00	0.00	0.00	0.00
	Net loan - Closing	0.00	0.00	0.00	0.00	0.00	0.00
	Average Net Loan	0.00	0.00	0.00	0.00	0.00	0.00
	Rate of Interest on Loan	0.000%	0.000%	0.000%	0.000%	0.000%	0.000%
	Interest on Loan Annualised	0.00	0.00	0.00	0.00	0.00	0.00
<b>1</b>	<b>PFC LIMITED-D1</b>						
	Gross loan - Opening	2455.31	2455.31	2455.31	2455.31	2455.31	2455.31
	Cumulative repayments of Loans upto previous period	2455.31	2455.31	2455.31	2455.31	2455.31	2455.31
	Net loan - Opening	0.00	0.00	0.00	0.00	0.00	0.00
	Increase/ Decrease due to FERV	0.00	0.00	0.00	0.00	0.00	0.00
	Increase/ Decrease due to ACE/Drawl during the period	0.00	0.00	0.00	0.00	0.00	0.00
	Total	0.00	0.00	0.00	0.00	0.00	0.00
	Repayments of Loans during the period	0.00	0.00	0.00	0.00	0.00	0.00
	Net loan - Closing	0.00	0.00	0.00	0.00	0.00	0.00

अविनाश शुक्ला / AVINASH SHUKLA  
 वरिष्ठ प्रबंधक (ईन्डियन एनर्जी)  
 Sr. Manager (EEMG)  
 बी.आर.टी.सी.एल. / BRBCL  
 नवीनगर टी.पी.पी. / Nabinagar T.P.P.  
 औरंगाबाद, बिहार / Aurangabad, Bihar

Name of the Petitioner	BRBCL
Name of the Generating Station	BRBCL, NTPP (4X250 MW)

(Amount in lacs)

Sl. no.	Particulars	2023-24 (01-04-2023 TO 31-03-2024)	2024-25 (01-04-2024 TO 31-03-2025)	2025-26 (01-04-2025 TO 31-03-2026)	2026-27 (01-04-2026 TO 31-03-2027)	2027-28 (01-04-2027 TO 31-03-2028)	2028-29 (01-04-2028 TO 31-03-2029)
	Average Net Loan	0.00	0.00	0.00	0.00	0.00	0.00
	Rate of Interest on Loan	10.730%	10.730%	10.730%	10.730%	10.730%	10.730%
	Interest on Loan Annualised	0.00	0.00	0.00	0.00	0.00	0.00
<b>2</b>	<b>PFC LIMITED-D2</b>						
	Gross loan - Opening	10000.00	10000.00	10000.00	10000.00	10000.00	10000.00
	Cumulative repayments of Loans upto previous period	10000.00	10000.00	10000.00	10000.00	10000.00	10000.00
	Net loan - Opening	0.00	0.00	0.00	0.00	0.00	0.00
	Increase/ Decrease due to FERV	0.00	0.00	0.00	0.00	0.00	0.00
	Increase/ Decrease due to ACE/Drawl during the period	0.00	0.00	0.00	0.00	0.00	0.00
	Total	0.00	0.00	0.00	0.00	0.00	0.00
	Repayments of Loans during the period	0.00	0.00	0.00	0.00	0.00	0.00
	Net loan - Closing	0.00	0.00	0.00	0.00	0.00	0.00
	Average Net Loan	0.00	0.00	0.00	0.00	0.00	0.00
	Rate of Interest on Loan	10.730%	10.730%	10.730%	10.730%	10.730%	10.730%
	Interest on Loan Annualised	0.00	0.00	0.00	0.00	0.00	0.00
<b>3</b>	<b>PFC LIMITED-D3</b>						
	Gross loan - Opening	5000.00	5000.00	5000.00	5000.00	5000.00	5000.00
	Cumulative repayments of Loans upto previous period	5000.00	5000.00	5000.00	5000.00	5000.00	5000.00
	Net loan - Opening	0.00	0.00	0.00	0.00	0.00	0.00
	Increase/ Decrease due to FERV	0.00	0.00	0.00	0.00	0.00	0.00
	Increase/ Decrease due to ACE/Drawl during the period	0.00	0.00	0.00	0.00	0.00	0.00
	Total	0.00	0.00	0.00	0.00	0.00	0.00
	Repayments of Loans during the period	0.00	0.00	0.00	0.00	0.00	0.00
	Net loan - Closing	0.00	0.00	0.00	0.00	0.00	0.00
	Average Net Loan	0.00	0.00	0.00	0.00	0.00	0.00
	Rate of Interest on Loan	9.880%	9.880%	9.880%	9.880%	9.880%	9.880%
	Interest on Loan Annualised	0.00	0.00	0.00	0.00	0.00	0.00
<b>4</b>	<b>PFC LIMITED-D4</b>						
	Gross loan - Opening	5000.00	5000.00	5000.00	5000.00	5000.00	5000.00
	Cumulative repayments of Loans upto previous period	5000.00	5000.00	5000.00	5000.00	5000.00	5000.00
	Net loan - Opening	0.00	0.00	0.00	0.00	0.00	0.00
	Increase/ Decrease due to FERV	0.00	0.00	0.00	0.00	0.00	0.00
	Increase/ Decrease due to ACE/Drawl during the period	0.00	0.00	0.00	0.00	0.00	0.00
	Total	0.00	0.00	0.00	0.00	0.00	0.00
	Repayments of Loans during the period	0.00	0.00	0.00	0.00	0.00	0.00
	Net loan - Closing	0.00	0.00	0.00	0.00	0.00	0.00
	Average Net Loan	0.00	0.00	0.00	0.00	0.00	0.00
	Rate of Interest on Loan	9.880%	9.880%	9.880%	9.880%	9.880%	9.880%
	Interest on Loan Annualised	0.00	0.00	0.00	0.00	0.00	0.00
<b>5</b>	<b>PFC LIMITED-D5</b>						
	Gross loan - Opening	4905.09	4905.09	4905.09	4905.09	4905.09	4905.09
	Cumulative repayments of Loans upto previous period	4905.09	4905.09	4905.09	4905.09	4905.09	4905.09
	Net loan - Opening	0.00	0.00	0.00	0.00	0.00	0.00
	Increase/ Decrease due to FERV	0.00	0.00	0.00	0.00	0.00	0.00
	Increase/ Decrease due to ACE/Drawl during the period	0.00	0.00	0.00	0.00	0.00	0.00
	Total	0.00	0.00	0.00	0.00	0.00	0.00
	Repayments of Loans during the period	0.00	0.00	0.00	0.00	0.00	0.00
	Net loan - Closing	0.00	0.00	0.00	0.00	0.00	0.00
	Average Net Loan	0.00	0.00	0.00	0.00	0.00	0.00
	Rate of Interest on Loan	9.880%	9.880%	9.880%	9.880%	9.880%	9.880%
	Interest on Loan Annualised	0.00	0.00	0.00	0.00	0.00	0.00

अविनाश शुक्ला / AVINASH SHUKLA  
वरिष्ठ प्रबंधक (ईंईएमजी)  
Sr. Manager (EEMG)  
बी.आर.बी.सी.एल. / BRBCL  
नवीनगर टी.पी.पी. / Nabinagar T.P.P.  
औरंगाबाद, बिहार / Aurangabad, Bihar



Name of the Petitioner	BRBCL
Name of the Generating Station	BRBCL, NTPP (4X250 MW)

(Amount in lacs)

Sl. no.	Particulars	2023-24 (01-04-2023 TO 31-03-2024)	2024-25 (01-04-2024 TO 31-03-2025)	2025-26 (01-04-2025 TO 31-03-2026)	2026-27 (01-04-2026 TO 31-03-2027)	2027-28 (01-04-2027 TO 31-03-2028)	2028-29 (01-04-2028 TO 31-03-2029)
<b>6</b>	<b>PFC LIMITED-D6</b>						
	Gross loan - Opening	5000.00	5000.00	5000.00	5000.00	5000.00	5000.00
	Cumulative repayments of Loans upto previous period	5000.00	5000.00	5000.00	5000.00	5000.00	5000.00
	Net loan - Opening	0.00	0.00	0.00	0.00	0.00	0.00
	Increase/ Decrease due to FERV	0.00	0.00	0.00	0.00	0.00	0.00
	Increase/ Decrease due to ACE/Drawl during the period	0.00	0.00	0.00	0.00	0.00	0.00
	Total	0.00	0.00	0.00	0.00	0.00	0.00
	Repayments of Loans during the period	0.00	0.00	0.00	0.00	0.00	0.00
	Net loan - Closing	0.00	0.00	0.00	0.00	0.00	0.00
	Average Net Loan	0.00	0.00	0.00	0.00	0.00	0.00
	Rate of Interest on Loan	9.880%	9.880%	9.880%	9.880%	9.880%	9.880%
	Interest on Loan Annualised	0.00	0.00	0.00	0.00	0.00	0.00
<b>7</b>	<b>PFC LIMITED-D7</b>						
	Gross loan - Opening	2468.33	2468.33	2468.33	2468.33	2468.33	2468.33
	Cumulative repayments of Loans upto previous period	2468.33	2468.33	2468.33	2468.33	2468.33	2468.33
	Net loan - Opening	0.00	0.00	0.00	0.00	0.00	0.00
	Increase/ Decrease due to FERV	0.00	0.00	0.00	0.00	0.00	0.00
	Increase/ Decrease due to ACE/Drawl during the period	0.00	0.00	0.00	0.00	0.00	0.00
	Total	0.00	0.00	0.00	0.00	0.00	0.00
	Repayments of Loans during the period	0.00	0.00	0.00	0.00	0.00	0.00
	Net loan - Closing	0.00	0.00	0.00	0.00	0.00	0.00
	Average Net Loan	0.00	0.00	0.00	0.00	0.00	0.00
	Rate of Interest on Loan	9.880%	9.880%	9.880%	9.880%	9.880%	9.880%
	Interest on Loan Annualised	0.00	0.00	0.00	0.00	0.00	0.00
<b>8</b>	<b>PFC LIMITED-D8</b>						
	Gross loan - Opening	5000.00	5000.00	5000.00	5000.00	5000.00	5000.00
	Cumulative repayments of Loans upto previous period	5000.00	5000.00	5000.00	5000.00	5000.00	5000.00
	Net loan - Opening	0.00	0.00	0.00	0.00	0.00	0.00
	Increase/ Decrease due to FERV	0.00	0.00	0.00	0.00	0.00	0.00
	Increase/ Decrease due to ACE/Drawl during the period	0.00	0.00	0.00	0.00	0.00	0.00
	Total	0.00	0.00	0.00	0.00	0.00	0.00
	Repayments of Loans during the period	0.00	0.00	0.00	0.00	0.00	0.00
	Net loan - Closing	0.00	0.00	0.00	0.00	0.00	0.00
	Average Net Loan	0.00	0.00	0.00	0.00	0.00	0.00
	Rate of Interest on Loan	9.880%	9.880%	9.880%	9.880%	9.880%	9.880%
	Interest on Loan Annualised	0.00	0.00	0.00	0.00	0.00	0.00
<b>9</b>	<b>PFC LIMITED-D9</b>						
	Gross loan - Opening	729.94	729.94	729.94	729.94	729.94	729.94
	Cumulative repayments of Loans upto previous period	729.94	729.94	729.94	729.94	729.94	729.94
	Net loan - Opening	0.00	0.00	0.00	0.00	0.00	0.00
	Increase/ Decrease due to FERV	0.00	0.00	0.00	0.00	0.00	0.00
	Increase/ Decrease due to ACE/Drawl during the period	0.00	0.00	0.00	0.00	0.00	0.00
	Total	0.00	0.00	0.00	0.00	0.00	0.00
	Repayments of Loans during the period	0.00	0.00	0.00	0.00	0.00	0.00
	Net loan - Closing	0.00	0.00	0.00	0.00	0.00	0.00
	Average Net Loan	0.00	0.00	0.00	0.00	0.00	0.00
	Rate of Interest on Loan	9.880%	9.880%	9.880%	9.880%	9.880%	9.880%
	Interest on Loan Annualised	0.00	0.00	0.00	0.00	0.00	0.00
<b>10</b>	<b>PFC LIMITED-D10</b>						
	Gross loan - Opening	228.59	228.59	228.59	228.59	228.59	228.59

अविनाश शुक्ला / AVINASH SHUKLA  
 वरिष्ठ प्रबंधक (ई०ई०एम०जी०)  
 Sr. Manager (EEMG)  
 बी.आर.बी.सी.एन. / BRBCL  
 नवीनगर टी.पी.पी. / Nabinagar T.P.P.  
 औरंगाबाद, बिहार / Aurangabad, Bihar

Name of the Petitioner	BRBCL
Name of the Generating Station	BRBCL, NTPP (4X250 MW)

(Amount in lacs)

Sl. no.	Particulars	2023-24 (01-04-2023 TO 31-03-2024)	2024-25 (01-04-2024 TO 31-03-2025)	2025-26 (01-04-2025 TO 31-03-2026)	2026-27 (01-04-2026 TO 31-03-2027)	2027-28 (01-04-2027 TO 31-03-2028)	2028-29 (01-04-2028 TO 31-03-2029)
	Cumulative repayments of Loans upto previous period	228.59	228.59	228.59	228.59	228.59	228.59
	Net loan - Opening	0.00	0.00	0.00	0.00	0.00	0.00
	Increase/ Decrease due to FERV	0.00	0.00	0.00	0.00	0.00	0.00
	Increase/ Decrease due to ACE/Drawl during the period	0.00	0.00	0.00	0.00	0.00	0.00
	Total	0.00	0.00	0.00	0.00	0.00	0.00
	Repayments of Loans during the period	0.00	0.00	0.00	0.00	0.00	0.00
	Net loan - Closing	0.00	0.00	0.00	0.00	0.00	0.00
	Average Net Loan	0.00	0.00	0.00	0.00	0.00	0.00
	Rate of Interest on Loan	9.880%	9.880%	9.880%	9.880%	9.880%	9.880%
	Interest on Loan Annualised	0.00	0.00	0.00	0.00	0.00	0.00
<b>11</b>	<b>PFC LIMITED-D11</b>						
	Gross loan - Opening	277.79	277.79	277.79	277.79	277.79	277.79
	Cumulative repayments of Loans upto previous period	277.79	277.79	277.79	277.79	277.79	277.79
	Net loan - Opening	0.00	0.00	0.00	0.00	0.00	0.00
	Increase/ Decrease due to FERV	0.00	0.00	0.00	0.00	0.00	0.00
	Increase/ Decrease due to ACE/Drawl during the period	0.00	0.00	0.00	0.00	0.00	0.00
	Total	0.00	0.00	0.00	0.00	0.00	0.00
	Repayments of Loans during the period	0.00	0.00	0.00	0.00	0.00	0.00
	Net loan - Closing	0.00	0.00	0.00	0.00	0.00	0.00
	Average Net Loan	0.00	0.00	0.00	0.00	0.00	0.00
	Rate of Interest on Loan	9.880%	9.880%	9.880%	9.880%	9.880%	9.880%
	Interest on Loan Annualised	0.00	0.00	0.00	0.00	0.00	0.00
<b>12</b>	<b>PFC LIMITED-D12</b>						
	Gross loan - Opening	677.60	677.60	677.60	677.60	677.60	677.60
	Cumulative repayments of Loans upto previous period	677.60	677.60	677.60	677.60	677.60	677.60
	Net loan - Opening	0.00	0.00	0.00	0.00	0.00	0.00
	Increase/ Decrease due to FERV	0.00	0.00	0.00	0.00	0.00	0.00
	Increase/ Decrease due to ACE/Drawl during the period	0.00	0.00	0.00	0.00	0.00	0.00
	Total	0.00	0.00	0.00	0.00	0.00	0.00
	Repayments of Loans during the period	0.00	0.00	0.00	0.00	0.00	0.00
	Net loan - Closing	0.00	0.00	0.00	0.00	0.00	0.00
	Average Net Loan	0.00	0.00	0.00	0.00	0.00	0.00
	Rate of Interest on Loan	10.440%	10.440%	10.440%	10.440%	10.440%	10.440%
	Interest on Loan Annualised	0.00	0.00	0.00	0.00	0.00	0.00
<b>13</b>	<b>PFC LIMITED-D13</b>						
	Gross loan - Opening	45.48	45.48	45.48	45.48	45.48	45.48
	Cumulative repayments of Loans upto previous period	45.48	45.48	45.48	45.48	45.48	45.48
	Net loan - Opening	0.00	0.00	0.00	0.00	0.00	0.00
	Increase/ Decrease due to FERV	0.00	0.00	0.00	0.00	0.00	0.00
	Increase/ Decrease due to ACE/Drawl during the period	0.00	0.00	0.00	0.00	0.00	0.00
	Total	0.00	0.00	0.00	0.00	0.00	0.00
	Repayments of Loans during the period	0.00	0.00	0.00	0.00	0.00	0.00
	Net loan - Closing	0.00	0.00	0.00	0.00	0.00	0.00
	Average Net Loan	0.00	0.00	0.00	0.00	0.00	0.00
	Rate of Interest on Loan	10.440%	10.440%	10.440%	10.440%	10.440%	10.440%
	Interest on Loan Annualised	0.00	0.00	0.00	0.00	0.00	0.00
<b>14</b>	<b>PFC LIMITED-D14</b>						
	Gross loan - Opening	5000.00	5000.00	5000.00	5000.00	5000.00	5000.00
	Cumulative repayments of Loans upto previous period	5000.00	5000.00	5000.00	5000.00	5000.00	5000.00
	Net loan - Opening	0.00	0.00	0.00	0.00	0.00	0.00
	Increase/ Decrease due to FERV	0.00	0.00	0.00	0.00	0.00	0.00

अविनाश शुक्ला / AVINASH SHUKLA  
वरिष्ठ प्रबंधक (ईंईंएफएनजी)  
Sr. Manager (EEMG)  
बी.आर.बी.सी.एल. / BRBCL  
नवीनगर टी.पी.पी. / Nabinagar T.P.P.  
औरंगाबाद, बिहार / Aurangabad, Bihar

Name of the Petitioner	BRBCL
Name of the Generating Station	BRBCL, NTPP (4X250 MW)

(Amount in lacs)

Sl. no.	Particulars	2023-24 (01-04-2023 TO 31-03-2024)	2024-25 (01-04-2024 TO 31-03-2025)	2025-26 (01-04-2025 TO 31-03-2026)	2026-27 (01-04-2026 TO 31-03-2027)	2027-28 (01-04-2027 TO 31-03-2028)	2028-29 (01-04-2028 TO 31-03-2029)
	Increase/ Decrease due to ACE/Drawl during the period	0.00	0.00	0.00	0.00	0.00	0.00
	Total	0.00	0.00	0.00	0.00	0.00	0.00
	Repayments of Loans during the period	0.00	0.00	0.00	0.00	0.00	0.00
	Net loan - Closing	0.00	0.00	0.00	0.00	0.00	0.00
	Average Net Loan	0.00	0.00	0.00	0.00	0.00	0.00
	Rate of Interest on Loan	10.440%	10.440%	10.440%	10.440%	10.440%	10.440%
	Interest on Loan Annualised	0.00	0.00	0.00	0.00	0.00	0.00
<b>15</b>	<b>PFC LIMITED-D15</b>						
	Gross loan - Opening	3048.26	3048.26	3048.26	3048.26	3048.26	3048.26
	Cumulative repayments of Loans upto previous period	3048.26	3048.26	3048.26	3048.26	3048.26	3048.26
	Net loan - Opening	0.00	0.00	0.00	0.00	0.00	0.00
	Increase/ Decrease due to FERV	0.00	0.00	0.00	0.00	0.00	0.00
	Increase/ Decrease due to ACE/Drawl during the period	0.00	0.00	0.00	0.00	0.00	0.00
	Total	0.00	0.00	0.00	0.00	0.00	0.00
	Repayments of Loans during the period	0.00	0.00	0.00	0.00	0.00	0.00
	Net loan - Closing	0.00	0.00	0.00	0.00	0.00	0.00
	Average Net Loan	0.00	0.00	0.00	0.00	0.00	0.00
	Rate of Interest on Loan	10.440%	10.440%	10.440%	10.440%	10.440%	10.440%
	Interest on Loan Annualised	0.00	0.00	0.00	0.00	0.00	0.00
<b>16</b>	<b>PFC LIMITED-D16</b>						
	Gross loan - Opening	626.29	626.29	626.29	626.29	626.29	626.29
	Cumulative repayments of Loans upto previous period	626.29	626.29	626.29	626.29	626.29	626.29
	Net loan - Opening	0.00	0.00	0.00	0.00	0.00	0.00
	Increase/ Decrease due to FERV	0.00	0.00	0.00	0.00	0.00	0.00
	Increase/ Decrease due to ACE/Drawl during the period	0.00	0.00	0.00	0.00	0.00	0.00
	Total	0.00	0.00	0.00	0.00	0.00	0.00
	Repayments of Loans during the period	0.00	0.00	0.00	0.00	0.00	0.00
	Net loan - Closing	0.00	0.00	0.00	0.00	0.00	0.00
	Average Net Loan	0.00	0.00	0.00	0.00	0.00	0.00
	Rate of Interest on Loan	10.440%	10.440%	10.440%	10.440%	10.440%	10.440%
	Interest on Loan Annualised	0.00	0.00	0.00	0.00	0.00	0.00
<b>17</b>	<b>PFC LIMITED-D17</b>						
	Gross loan - Opening	45.33	45.33	45.33	45.33	45.33	45.33
	Cumulative repayments of Loans upto previous period	45.33	45.33	45.33	45.33	45.33	45.33
	Net loan - Opening	0.00	0.00	0.00	0.00	0.00	0.00
	Increase/ Decrease due to FERV	0.00	0.00	0.00	0.00	0.00	0.00
	Increase/ Decrease due to ACE/Drawl during the period	0.00	0.00	0.00	0.00	0.00	0.00
	Total	0.00	0.00	0.00	0.00	0.00	0.00
	Repayments of Loans during the period	0.00	0.00	0.00	0.00	0.00	0.00
	Net loan - Closing	0.00	0.00	0.00	0.00	0.00	0.00
	Average Net Loan	0.00	0.00	0.00	0.00	0.00	0.00
	Rate of Interest on Loan	10.440%	10.440%	10.440%	10.440%	10.440%	10.440%
	Interest on Loan Annualised	0.00	0.00	0.00	0.00	0.00	0.00
<b>18</b>	<b>PFC LIMITED-D18</b>						
	Gross loan - Opening	380.85	380.85	380.85	380.85	380.85	380.85
	Cumulative repayments of Loans upto previous period	380.85	380.85	380.85	380.85	380.85	380.85
	Net loan - Opening	0.00	0.00	0.00	0.00	0.00	0.00
	Increase/ Decrease due to FERV	0.00	0.00	0.00	0.00	0.00	0.00
	Increase/ Decrease due to ACE/Drawl during the period	0.00	0.00	0.00	0.00	0.00	0.00
	Total	0.00	0.00	0.00	0.00	0.00	0.00
	Repayments of Loans during the period	0.00	0.00	0.00	0.00	0.00	0.00

अविनाश शुक्ला / AVINASH SHUKLA  
वरिष्ठ प्रबंधक (ईंईंरमंजीत)  
Sr. Manager (EEMG)  
बी.आर.टी.सी.एल. / BRBCL  
नवीनगर टी.पी.पी. / Nabinagar T.P.P.  
औरंगाबाद, बिहार / Aurangabad, Bihar



Name of the Petitioner	BRBCL
Name of the Generating Station	BRBCL, NTPP (4X250 MW)

(Amount in lacs)

Sl. no.	Particulars	2023-24 (01-04-2023 TO 31-03-2024)	2024-25 (01-04-2024 TO 31-03-2025)	2025-26 (01-04-2025 TO 31-03-2026)	2026-27 (01-04-2026 TO 31-03-2027)	2027-28 (01-04-2027 TO 31-03-2028)	2028-29 (01-04-2028 TO 31-03-2029)
	Net loan - Closing	0.00	0.00	0.00	0.00	0.00	0.00
	Average Net Loan	0.00	0.00	0.00	0.00	0.00	0.00
	Rate of Interest on Loan	10.440%	10.440%	10.440%	10.440%	10.440%	10.440%
	Interest on Loan Annualised	0.00	0.00	0.00	0.00	0.00	0.00
<b>19</b>	<b>PFC LIMITED-D19</b>						
	Gross loan - Opening	151.72	151.72	151.72	151.72	151.72	151.72
	Cumulative repayments of Loans upto previous period	151.72	151.72	151.72	151.72	151.72	151.72
	Net loan - Opening	0.00	0.00	0.00	0.00	0.00	0.00
	Increase/ Decrease due to FERV	0.00	0.00	0.00	0.00	0.00	0.00
	Increase/ Decrease due to ACE/Drawl during the period	0.00	0.00	0.00	0.00	0.00	0.00
	Total	0.00	0.00	0.00	0.00	0.00	0.00
	Repayments of Loans during the period	0.00	0.00	0.00	0.00	0.00	0.00
	Net loan - Closing	0.00	0.00	0.00	0.00	0.00	0.00
	Average Net Loan	0.00	0.00	0.00	0.00	0.00	0.00
	Rate of Interest on Loan	10.440%	10.440%	10.440%	10.440%	10.440%	10.440%
	Interest on Loan Annualised	0.00	0.00	0.00	0.00	0.00	0.00
<b>20</b>	<b>PFC LIMITED-D20</b>						
	Gross loan - Opening	18.00	18.00	18.00	18.00	18.00	18.00
	Cumulative repayments of Loans upto previous period	18.00	18.00	18.00	18.00	18.00	18.00
	Net loan - Opening	0.00	0.00	0.00	0.00	0.00	0.00
	Increase/ Decrease due to FERV	0.00	0.00	0.00	0.00	0.00	0.00
	Increase/ Decrease due to ACE/Drawl during the period	0.00	0.00	0.00	0.00	0.00	0.00
	Total	0.00	0.00	0.00	0.00	0.00	0.00
	Repayments of Loans during the period	0.00	0.00	0.00	0.00	0.00	0.00
	Net loan - Closing	0.00	0.00	0.00	0.00	0.00	0.00
	Average Net Loan	0.00	0.00	0.00	0.00	0.00	0.00
	Rate of Interest on Loan	10.440%	10.440%	10.440%	10.440%	10.440%	10.440%
	Interest on Loan Annualised	0.00	0.00	0.00	0.00	0.00	0.00
<b>21</b>	<b>PFC LIMITED-D21</b>						
	Gross loan - Opening	10000.00	10000.00	10000.00	10000.00	10000.00	10000.00
	Cumulative repayments of Loans upto previous period	10000.00	10000.00	10000.00	10000.00	10000.00	10000.00
	Net loan - Opening	0.00	0.00	0.00	0.00	0.00	0.00
	Increase/ Decrease due to FERV	0.00	0.00	0.00	0.00	0.00	0.00
	Increase/ Decrease due to ACE/Drawl during the period	0.00	0.00	0.00	0.00	0.00	0.00
	Total	0.00	0.00	0.00	0.00	0.00	0.00
	Repayments of Loans during the period	0.00	0.00	0.00	0.00	0.00	0.00
	Net loan - Closing	0.00	0.00	0.00	0.00	0.00	0.00
	Average Net Loan	0.00	0.00	0.00	0.00	0.00	0.00
	Rate of Interest on Loan	10.440%	10.440%	10.440%	10.440%	10.440%	10.440%
	Interest on Loan Annualised	0.00	0.00	0.00	0.00	0.00	0.00
<b>22</b>	<b>PFC LIMITED-D22</b>						
	Gross loan - Opening	102.91	102.91	102.91	102.91	102.91	102.91
	Cumulative repayments of Loans upto previous period	102.91	102.91	102.91	102.91	102.91	102.91
	Net loan - Opening	0.00	0.00	0.00	0.00	0.00	0.00
	Increase/ Decrease due to FERV	0.00	0.00	0.00	0.00	0.00	0.00
	Increase/ Decrease due to ACE/Drawl during the period	0.00	0.00	0.00	0.00	0.00	0.00
	Total	0.00	0.00	0.00	0.00	0.00	0.00
	Repayments of Loans during the period	0.00	0.00	0.00	0.00	0.00	0.00
	Net loan - Closing	0.00	0.00	0.00	0.00	0.00	0.00
	Average Net Loan	0.00	0.00	0.00	0.00	0.00	0.00
	Rate of Interest on Loan	10.440%	10.440%	10.440%	10.440%	10.440%	10.440%

अविनाश शुक्ला / AVINASH SHUKLA  
 वरिष्ठ प्रबंधक (ईंजीनियरिंग)  
 Sr. Manager (EEMG)  
 बी.अर.सी.सी.एन. / BRBCL  
 नवीनगर टी.पी.पी. / Nabinagar T.P.P.  
 औरंगाबाद, बिहार / Aurangabad, Bihar



Name of the Petitioner	BRBCL
Name of the Generating Station	BRBCL, NTPP (4X250 MW)

(Amount in lacs)

Sl. no.	Particulars	2023-24 (01-04-2023 TO 31-03-2024)	2024-25 (01-04-2024 TO 31-03-2025)	2025-26 (01-04-2025 TO 31-03-2026)	2026-27 (01-04-2026 TO 31-03-2027)	2027-28 (01-04-2027 TO 31-03-2028)	2028-29 (01-04-2028 TO 31-03-2029)
	Interest on Loan Annualised	0.00	0.00	0.00	0.00	0.00	0.00
<b>23</b>	<b>PFC LIMITED-D23</b>						
	Gross loan - Opening	67.40	67.40	67.40	67.40	67.40	67.40
	Cumulative repayments of Loans upto previous period	67.40	67.40	67.40	67.40	67.40	67.40
	Net loan - Opening	0.00	0.00	0.00	0.00	0.00	0.00
	Increase/ Decrease due to FERV	0.00	0.00	0.00	0.00	0.00	0.00
	Increase/ Decrease due to ACE/Drawl during the period	0.00	0.00	0.00	0.00	0.00	0.00
	Total	0.00	0.00	0.00	0.00	0.00	0.00
	Repayments of Loans during the period	0.00	0.00	0.00	0.00	0.00	0.00
	Net loan - Closing	0.00	0.00	0.00	0.00	0.00	0.00
	Average Net Loan	0.00	0.00	0.00	0.00	0.00	0.00
	Rate of Interest on Loan	10.440%	10.440%	10.440%	10.440%	10.440%	10.440%
	Interest on Loan Annualised	0.00	0.00	0.00	0.00	0.00	0.00
<b>24</b>	<b>PFC LIMITED-D24</b>						
	Gross loan - Opening	55.23	55.23	55.23	55.23	55.23	55.23
	Cumulative repayments of Loans upto previous period	55.23	55.23	55.23	55.23	55.23	55.23
	Net loan - Opening	0.00	0.00	0.00	0.00	0.00	0.00
	Increase/ Decrease due to FERV	0.00	0.00	0.00	0.00	0.00	0.00
	Increase/ Decrease due to ACE/Drawl during the period	0.00	0.00	0.00	0.00	0.00	0.00
	Total	0.00	0.00	0.00	0.00	0.00	0.00
	Repayments of Loans during the period	0.00	0.00	0.00	0.00	0.00	0.00
	Net loan - Closing	0.00	0.00	0.00	0.00	0.00	0.00
	Average Net Loan	0.00	0.00	0.00	0.00	0.00	0.00
	Rate of Interest on Loan	10.440%	10.440%	10.440%	10.440%	10.440%	10.440%
	Interest on Loan Annualised	0.00	0.00	0.00	0.00	0.00	0.00
<b>25</b>	<b>PFC LIMITED-D25</b>						
	Gross loan - Opening	59.68	59.68	59.68	59.68	59.68	59.68
	Cumulative repayments of Loans upto previous period	59.68	59.68	59.68	59.68	59.68	59.68
	Net loan - Opening	0.00	0.00	0.00	0.00	0.00	0.00
	Increase/ Decrease due to FERV	0.00	0.00	0.00	0.00	0.00	0.00
	Increase/ Decrease due to ACE/Drawl during the period	0.00	0.00	0.00	0.00	0.00	0.00
	Total	0.00	0.00	0.00	0.00	0.00	0.00
	Repayments of Loans during the period	0.00	0.00	0.00	0.00	0.00	0.00
	Net loan - Closing	0.00	0.00	0.00	0.00	0.00	0.00
	Average Net Loan	0.00	0.00	0.00	0.00	0.00	0.00
	Rate of Interest on Loan	10.440%	10.440%	10.440%	10.440%	10.440%	10.440%
	Interest on Loan Annualised	0.00	0.00	0.00	0.00	0.00	0.00
<b>26</b>	<b>PFC LIMITED-D26</b>						
	Gross loan - Opening	290.47	290.47	290.47	290.47	290.47	290.47
	Cumulative repayments of Loans upto previous period	290.47	290.47	290.47	290.47	290.47	290.47
	Net loan - Opening	0.00	0.00	0.00	0.00	0.00	0.00
	Increase/ Decrease due to FERV	0.00	0.00	0.00	0.00	0.00	0.00
	Increase/ Decrease due to ACE/Drawl during the period	0.00	0.00	0.00	0.00	0.00	0.00
	Total	0.00	0.00	0.00	0.00	0.00	0.00
	Repayments of Loans during the period	0.00	0.00	0.00	0.00	0.00	0.00
	Net loan - Closing	0.00	0.00	0.00	0.00	0.00	0.00
	Average Net Loan	0.00	0.00	0.00	0.00	0.00	0.00
	Rate of Interest on Loan	10.440%	10.440%	10.440%	10.440%	10.440%	10.440%
	Interest on Loan Annualised	0.00	0.00	0.00	0.00	0.00	0.00
<b>27</b>	<b>PFC LIMITED-D27</b>						

अविनाश शुक्ला / AVINASH SHUKLA  
वरिष्ठ प्रबंधक (ईंईएमएनजी)  
Sr. Manager (EEMG)  
बी.आर.बी.सी.एन. / BRBCL  
नवीनगर टी.पी.ओ. / Nabinagar T.P.P.  
औरंगाबाद, बिहार / Aurangabad, Bihar

Name of the Petitioner	BRBCL
Name of the Generating Station	BRBCL, NTPP (4X250 MW)

(Amount in lacs)

Sl. no.	Particulars	2023-24 (01-04-2023 TO 31-03-2024)	2024-25 (01-04-2024 TO 31-03-2025)	2025-26 (01-04-2025 TO 31-03-2026)	2026-27 (01-04-2026 TO 31-03-2027)	2027-28 (01-04-2027 TO 31-03-2028)	2028-29 (01-04-2028 TO 31-03-2029)
	Gross loan - Opening	79.70	79.70	79.70	79.70	79.70	79.70
	Cumulative repayments of Loans upto previous period	79.70	79.70	79.70	79.70	79.70	79.70
	Net loan - Opening	0.00	0.00	0.00	0.00	0.00	0.00
	Increase/ Decrease due to FERV	0.00	0.00	0.00	0.00	0.00	0.00
	Increase/ Decrease due to ACE/Drawl during the period	0.00	0.00	0.00	0.00	0.00	0.00
	Total	0.00	0.00	0.00	0.00	0.00	0.00
	Repayments of Loans during the period	0.00	0.00	0.00	0.00	0.00	0.00
	Net loan - Closing	0.00	0.00	0.00	0.00	0.00	0.00
	Average Net Loan	0.00	0.00	0.00	0.00	0.00	0.00
	Rate of Interest on Loan	10.440%	10.440%	10.440%	10.440%	10.440%	10.440%
	Interest on Loan Annualised	0.00	0.00	0.00	0.00	0.00	0.00
<b>28</b>	<b>PFC LIMITED-D28</b>						
	Gross loan - Opening	10000.00	10000.00	10000.00	10000.00	10000.00	10000.00
	Cumulative repayments of Loans upto previous period	10000.00	10000.00	10000.00	10000.00	10000.00	10000.00
	Net loan - Opening	0.00	0.00	0.00	0.00	0.00	0.00
	Increase/ Decrease due to FERV	0.00	0.00	0.00	0.00	0.00	0.00
	Increase/ Decrease due to ACE/Drawl during the period	0.00	0.00	0.00	0.00	0.00	0.00
	Total	0.00	0.00	0.00	0.00	0.00	0.00
	Repayments of Loans during the period	0.00	0.00	0.00	0.00	0.00	0.00
	Net loan - Closing	0.00	0.00	0.00	0.00	0.00	0.00
	Average Net Loan	0.00	0.00	0.00	0.00	0.00	0.00
	Rate of Interest on Loan	10.440%	10.440%	10.440%	10.440%	10.440%	10.440%
	Interest on Loan Annualised	0.00	0.00	0.00	0.00	0.00	0.00
<b>29</b>	<b>PFC LIMITED-D29</b>						
	Gross loan - Opening	40.42	40.42	40.42	40.42	40.42	40.42
	Cumulative repayments of Loans upto previous period	40.42	40.42	40.42	40.42	40.42	40.42
	Net loan - Opening	0.00	0.00	0.00	0.00	0.00	0.00
	Increase/ Decrease due to FERV	0.00	0.00	0.00	0.00	0.00	0.00
	Increase/ Decrease due to ACE/Drawl during the period	0.00	0.00	0.00	0.00	0.00	0.00
	Total	0.00	0.00	0.00	0.00	0.00	0.00
	Repayments of Loans during the period	0.00	0.00	0.00	0.00	0.00	0.00
	Net loan - Closing	0.00	0.00	0.00	0.00	0.00	0.00
	Average Net Loan	0.00	0.00	0.00	0.00	0.00	0.00
	Rate of Interest on Loan	10.440%	10.440%	10.440%	10.440%	10.440%	10.440%
	Interest on Loan Annualised	0.00	0.00	0.00	0.00	0.00	0.00
<b>30</b>	<b>PFC LIMITED-D30</b>						
	Gross loan - Opening	357.83	357.83	357.83	357.83	357.83	357.83
	Cumulative repayments of Loans upto previous period	357.83	357.83	357.83	357.83	357.83	357.83
	Net loan - Opening	0.00	0.00	0.00	0.00	0.00	0.00
	Increase/ Decrease due to FERV	0.00	0.00	0.00	0.00	0.00	0.00
	Increase/ Decrease due to ACE/Drawl during the period	0.00	0.00	0.00	0.00	0.00	0.00
	Total	0.00	0.00	0.00	0.00	0.00	0.00
	Repayments of Loans during the period	0.00	0.00	0.00	0.00	0.00	0.00
	Net loan - Closing	0.00	0.00	0.00	0.00	0.00	0.00
	Average Net Loan	0.00	0.00	0.00	0.00	0.00	0.00
	Rate of Interest on Loan	10.440%	10.440%	10.440%	10.440%	10.440%	10.440%
	Interest on Loan Annualised	0.00	0.00	0.00	0.00	0.00	0.00
<b>31</b>	<b>PFC LIMITED-D31</b>						
	Gross loan - Opening	759.09	759.09	759.09	759.09	759.09	759.09
	Cumulative repayments of Loans upto previous period	759.09	759.09	759.09	759.09	759.09	759.09
	Net loan - Opening	0.00	0.00	0.00	0.00	0.00	0.00

अविनाश शुक्ला / AVINASH SHUKLA  
वरिष्ठ प्रबंधक (ईंजीनियरिंग)  
Sr. Manager (EEMG)  
बी.आर.बी.सी.एल. / BRBCL  
नवीनगर टी.पी.पी. / Nabinagar T.P.P.  
औरंगाबाद, बिहार / Aurangabad, Bihar

Name of the Petitioner	BRBCL
Name of the Generating Station	BRBCL, NTPP (4X250 MW)

(Amount in lacs)

Sl. no.	Particulars	2023-24 (01-04-2023 TO 31-03-2024)	2024-25 (01-04-2024 TO 31-03-2025)	2025-26 (01-04-2025 TO 31-03-2026)	2026-27 (01-04-2026 TO 31-03-2027)	2027-28 (01-04-2027 TO 31-03-2028)	2028-29 (01-04-2028 TO 31-03-2029)
	Increase/ Decrease due to FERV	0.00	0.00	0.00	0.00	0.00	0.00
	Increase/ Decrease due to ACE/Drawl during the period	0.00	0.00	0.00	0.00	0.00	0.00
	Total	0.00	0.00	0.00	0.00	0.00	0.00
	Repayments of Loans during the period	0.00	0.00	0.00	0.00	0.00	0.00
	Net loan - Closing	0.00	0.00	0.00	0.00	0.00	0.00
	Average Net Loan	0.00	0.00	0.00	0.00	0.00	0.00
	Rate of Interest on Loan	10.440%	10.440%	10.440%	10.440%	10.440%	10.440%
	Interest on Loan Annualised	0.00	0.00	0.00	0.00	0.00	0.00
<b>32</b>	<b>PFC LIMITED-D32</b>						
	Gross loan - Opening	128.62	128.62	128.62	128.62	128.62	128.62
	Cumulative repayments of Loans upto previous period	128.62	128.62	128.62	128.62	128.62	128.62
	Net loan - Opening	0.00	0.00	0.00	0.00	0.00	0.00
	Increase/ Decrease due to FERV	0.00	0.00	0.00	0.00	0.00	0.00
	Increase/ Decrease due to ACE/Drawl during the period	0.00	0.00	0.00	0.00	0.00	0.00
	Total	0.00	0.00	0.00	0.00	0.00	0.00
	Repayments of Loans during the period	0.00	0.00	0.00	0.00	0.00	0.00
	Net loan - Closing	0.00	0.00	0.00	0.00	0.00	0.00
	Average Net Loan	0.00	0.00	0.00	0.00	0.00	0.00
	Rate of Interest on Loan	10.440%	10.440%	10.440%	10.440%	10.440%	10.440%
	Interest on Loan Annualised	0.00	0.00	0.00	0.00	0.00	0.00
<b>33</b>	<b>PFC LIMITED-D33</b>						
	Gross loan - Opening	364.59	364.59	364.59	364.59	364.59	364.59
	Cumulative repayments of Loans upto previous period	364.59	364.59	364.59	364.59	364.59	364.59
	Net loan - Opening	0.00	0.00	0.00	0.00	0.00	0.00
	Increase/ Decrease due to FERV	0.00	0.00	0.00	0.00	0.00	0.00
	Increase/ Decrease due to ACE/Drawl during the period	0.00	0.00	0.00	0.00	0.00	0.00
	Total	0.00	0.00	0.00	0.00	0.00	0.00
	Repayments of Loans during the period	0.00	0.00	0.00	0.00	0.00	0.00
	Net loan - Closing	0.00	0.00	0.00	0.00	0.00	0.00
	Average Net Loan	0.00	0.00	0.00	0.00	0.00	0.00
	Rate of Interest on Loan	10.440%	10.440%	10.440%	10.440%	10.440%	10.440%
	Interest on Loan Annualised	0.00	0.00	0.00	0.00	0.00	0.00
<b>34</b>	<b>PFC LIMITED-D34</b>						
	Gross loan - Opening	1669.58	1669.58	1669.58	1669.58	1669.58	1669.58
	Cumulative repayments of Loans upto previous period	1669.58	1669.58	1669.58	1669.58	1669.58	1669.58
	Net loan - Opening	0.00	0.00	0.00	0.00	0.00	0.00
	Increase/ Decrease due to FERV	0.00	0.00	0.00	0.00	0.00	0.00
	Increase/ Decrease due to ACE/Drawl during the period	0.00	0.00	0.00	0.00	0.00	0.00
	Total	0.00	0.00	0.00	0.00	0.00	0.00
	Repayments of Loans during the period	0.00	0.00	0.00	0.00	0.00	0.00
	Net loan - Closing	0.00	0.00	0.00	0.00	0.00	0.00
	Average Net Loan	0.00	0.00	0.00	0.00	0.00	0.00
	Rate of Interest on Loan	10.440%	10.440%	10.440%	10.440%	10.440%	10.440%
	Interest on Loan Annualised	0.00	0.00	0.00	0.00	0.00	0.00
<b>35</b>	<b>PFC LIMITED-D35</b>						
	Gross loan - Opening	10000.00	10000.00	10000.00	10000.00	10000.00	10000.00
	Cumulative repayments of Loans upto previous period	10000.00	10000.00	10000.00	10000.00	10000.00	10000.00
	Net loan - Opening	0.00	0.00	0.00	0.00	0.00	0.00
	Increase/ Decrease due to FERV	0.00	0.00	0.00	0.00	0.00	0.00
	Increase/ Decrease due to ACE/Drawl during the period	0.00	0.00	0.00	0.00	0.00	0.00
	Total	0.00	0.00	0.00	0.00	0.00	0.00

अविनाश शुक्ला / AVINASH SHUKLA  
वरिष्ठ प्रबंधक (ईंईएमजी)  
Sr. Manager (EEMG)  
बी.आर.बी.सी.एल. / BRBCL  
नवीनगर टी.पी.पी. / Nabinagar T.P.P.  
औरंगाबाद, बिहार / Aurangabad, Bihar



Name of the Petitioner	BRBCL
Name of the Generating Station	BRBCL, NTPP (4X250 MW)

(Amount in lacs)

Sl. no.	Particulars	2023-24 (01-04-2023 TO 31-03-2024)	2024-25 (01-04-2024 TO 31-03-2025)	2025-26 (01-04-2025 TO 31-03-2026)	2026-27 (01-04-2026 TO 31-03-2027)	2027-28 (01-04-2027 TO 31-03-2028)	2028-29 (01-04-2028 TO 31-03-2029)
	Repayments of Loans during the period	0.00	0.00	0.00	0.00	0.00	0.00
	Net loan - Closing	0.00	0.00	0.00	0.00	0.00	0.00
	Average Net Loan	0.00	0.00	0.00	0.00	0.00	0.00
	Rate of Interest on Loan	10.440%	10.440%	10.440%	10.440%	10.440%	10.440%
	Interest on Loan Annualised	0.00	0.00	0.00	0.00	0.00	0.00
<b>36</b>	<b>PFC LIMITED-D36</b>						
	Gross loan - Opening	613.88	613.88	613.88	613.88	613.88	613.88
	Cumulative repayments of Loans upto previous period	613.88	613.88	613.88	613.88	613.88	613.88
	Net loan - Opening	0.00	0.00	0.00	0.00	0.00	0.00
	Increase/ Decrease due to FERV	0.00	0.00	0.00	0.00	0.00	0.00
	Increase/ Decrease due to ACE/Drawl during the period	0.00	0.00	0.00	0.00	0.00	0.00
	Total	0.00	0.00	0.00	0.00	0.00	0.00
	Repayments of Loans during the period	0.00	0.00	0.00	0.00	0.00	0.00
	Net loan - Closing	0.00	0.00	0.00	0.00	0.00	0.00
	Average Net Loan	0.00	0.00	0.00	0.00	0.00	0.00
	Rate of Interest on Loan	10.440%	10.440%	10.440%	10.440%	10.440%	10.440%
	Interest on Loan Annualised	0.00	0.00	0.00	0.00	0.00	0.00
<b>37</b>	<b>PFC LIMITED-D37</b>						
	Gross loan - Opening	736.74	736.74	736.74	736.74	736.74	736.74
	Cumulative repayments of Loans upto previous period	736.74	736.74	736.74	736.74	736.74	736.74
	Net loan - Opening	0.00	0.00	0.00	0.00	0.00	0.00
	Increase/ Decrease due to FERV	0.00	0.00	0.00	0.00	0.00	0.00
	Increase/ Decrease due to ACE/Drawl during the period	0.00	0.00	0.00	0.00	0.00	0.00
	Total	0.00	0.00	0.00	0.00	0.00	0.00
	Repayments of Loans during the period	0.00	0.00	0.00	0.00	0.00	0.00
	Net loan - Closing	0.00	0.00	0.00	0.00	0.00	0.00
	Average Net Loan	0.00	0.00	0.00	0.00	0.00	0.00
	Rate of Interest on Loan	10.440%	10.440%	10.440%	10.440%	10.440%	10.440%
	Interest on Loan Annualised	0.00	0.00	0.00	0.00	0.00	0.00
<b>38</b>	<b>PFC LIMITED-D38</b>						
	Gross loan - Opening	273.03	273.03	273.03	273.03	273.03	273.03
	Cumulative repayments of Loans upto previous period	273.03	273.03	273.03	273.03	273.03	273.03
	Net loan - Opening	0.00	0.00	0.00	0.00	0.00	0.00
	Increase/ Decrease due to FERV	0.00	0.00	0.00	0.00	0.00	0.00
	Increase/ Decrease due to ACE/Drawl during the period	0.00	0.00	0.00	0.00	0.00	0.00
	Total	0.00	0.00	0.00	0.00	0.00	0.00
	Repayments of Loans during the period	0.00	0.00	0.00	0.00	0.00	0.00
	Net loan - Closing	0.00	0.00	0.00	0.00	0.00	0.00
	Average Net Loan	0.00	0.00	0.00	0.00	0.00	0.00
	Rate of Interest on Loan	10.440%	10.440%	10.440%	10.440%	10.440%	10.440%
	Interest on Loan Annualised	0.00	0.00	0.00	0.00	0.00	0.00
<b>39</b>	<b>PFC LIMITED-D39</b>						
	Gross loan - Opening	39.85	39.85	39.85	39.85	39.85	39.85
	Cumulative repayments of Loans upto previous period	39.85	39.85	39.85	39.85	39.85	39.85
	Net loan - Opening	0.00	0.00	0.00	0.00	0.00	0.00
	Increase/ Decrease due to FERV	0.00	0.00	0.00	0.00	0.00	0.00
	Increase/ Decrease due to ACE/Drawl during the period	0.00	0.00	0.00	0.00	0.00	0.00
	Total	0.00	0.00	0.00	0.00	0.00	0.00
	Repayments of Loans during the period	0.00	0.00	0.00	0.00	0.00	0.00
	Net loan - Closing	0.00	0.00	0.00	0.00	0.00	0.00
	Average Net Loan	0.00	0.00	0.00	0.00	0.00	0.00

अविनाश शुकला / AVINASH SHUKLA  
वरिष्ठ प्रबंधक (ई०ई०एम०जी०)  
Sr. Manager (EEMG)  
बी.आर.सी.एल. / BRBCL  
नवीनगर टी.पी.पी. / Nabinagar T.P.P.  
औरंगाबाद, बिहार / Aurangabad, Bihar

Name of the Petitioner	BRBCL
Name of the Generating Station	BRBCL, NTPP (4X250 MW)

(Amount in lacs)

Sl. no.	Particulars	2023-24 (01-04-2023 TO 31-03-2024)	2024-25 (01-04-2024 TO 31-03-2025)	2025-26 (01-04-2025 TO 31-03-2026)	2026-27 (01-04-2026 TO 31-03-2027)	2027-28 (01-04-2027 TO 31-03-2028)	2028-29 (01-04-2028 TO 31-03-2029)
	Rate of Interest on Loan	10.440%	10.440%	10.440%	10.440%	10.440%	10.440%
	Interest on Loan Annualised	0.00	0.00	0.00	0.00	0.00	0.00
<b>40</b>	<b>PFC LIMITED-D40</b>						
	Gross loan - Opening	21.12	21.12	21.12	21.12	21.12	21.12
	Cumulative repayments of Loans upto previous period	21.12	21.12	21.12	21.12	21.12	21.12
	Net loan - Opening	0.00	0.00	0.00	0.00	0.00	0.00
	Increase/ Decrease due to FERV	0.00	0.00	0.00	0.00	0.00	0.00
	Increase/ Decrease due to ACE/Drawl during the period	0.00	0.00	0.00	0.00	0.00	0.00
	Total	0.00	0.00	0.00	0.00	0.00	0.00
	Repayments of Loans during the period	0.00	0.00	0.00	0.00	0.00	0.00
	Net loan - Closing	0.00	0.00	0.00	0.00	0.00	0.00
	Average Net Loan	0.00	0.00	0.00	0.00	0.00	0.00
	Rate of Interest on Loan	10.440%	10.440%	10.440%	10.440%	10.440%	10.440%
	Interest on Loan Annualised	0.00	0.00	0.00	0.00	0.00	0.00
<b>41</b>	<b>PFC LIMITED-D41</b>						
	Gross loan - Opening	210.68	210.68	210.68	210.68	210.68	210.68
	Cumulative repayments of Loans upto previous period	210.68	210.68	210.68	210.68	210.68	210.68
	Net loan - Opening	0.00	0.00	0.00	0.00	0.00	0.00
	Increase/ Decrease due to FERV	0.00	0.00	0.00	0.00	0.00	0.00
	Increase/ Decrease due to ACE/Drawl during the period	0.00	0.00	0.00	0.00	0.00	0.00
	Total	0.00	0.00	0.00	0.00	0.00	0.00
	Repayments of Loans during the period	0.00	0.00	0.00	0.00	0.00	0.00
	Net loan - Closing	0.00	0.00	0.00	0.00	0.00	0.00
	Average Net Loan	0.00	0.00	0.00	0.00	0.00	0.00
	Rate of Interest on Loan	10.440%	10.440%	10.440%	10.440%	10.440%	10.440%
	Interest on Loan Annualised	0.00	0.00	0.00	0.00	0.00	0.00
<b>42</b>	<b>PFC LIMITED-D42</b>						
	Gross loan - Opening	5000.00	5000.00	5000.00	5000.00	5000.00	5000.00
	Cumulative repayments of Loans upto previous period	5000.00	5000.00	5000.00	5000.00	5000.00	5000.00
	Net loan - Opening	0.00	0.00	0.00	0.00	0.00	0.00
	Increase/ Decrease due to FERV	0.00	0.00	0.00	0.00	0.00	0.00
	Increase/ Decrease due to ACE/Drawl during the period	0.00	0.00	0.00	0.00	0.00	0.00
	Total	0.00	0.00	0.00	0.00	0.00	0.00
	Repayments of Loans during the period	0.00	0.00	0.00	0.00	0.00	0.00
	Net loan - Closing	0.00	0.00	0.00	0.00	0.00	0.00
	Average Net Loan	0.00	0.00	0.00	0.00	0.00	0.00
	Rate of Interest on Loan	10.440%	10.440%	10.440%	10.440%	10.440%	10.440%
	Interest on Loan Annualised	0.00	0.00	0.00	0.00	0.00	0.00
<b>43</b>	<b>PFC LIMITED-D43</b>						
	Gross loan - Opening	84.95	84.95	84.95	84.95	84.95	84.95
	Cumulative repayments of Loans upto previous period	84.95	84.95	84.95	84.95	84.95	84.95
	Net loan - Opening	0.00	0.00	0.00	0.00	0.00	0.00
	Increase/ Decrease due to FERV	0.00	0.00	0.00	0.00	0.00	0.00
	Increase/ Decrease due to ACE/Drawl during the period	0.00	0.00	0.00	0.00	0.00	0.00
	Total	0.00	0.00	0.00	0.00	0.00	0.00
	Repayments of Loans during the period	0.00	0.00	0.00	0.00	0.00	0.00
	Net loan - Closing	0.00	0.00	0.00	0.00	0.00	0.00
	Average Net Loan	0.00	0.00	0.00	0.00	0.00	0.00
	Rate of Interest on Loan	10.440%	10.440%	10.440%	10.440%	10.440%	10.440%
	Interest on Loan Annualised	0.00	0.00	0.00	0.00	0.00	0.00

अविनाश शुक्ला / AVINASH SHUKLA  
 वरिष्ठ प्रबंधक (ईंईएमजी)  
 Sr. Manager (EEMG)  
 बी.आर.टी.सी.एल. / BRBCL  
 नवीनगर टी.पी.पी. / Nabinagar T.P.P.  
 औरंगाबाद, बिहार / Aurangabad, Bihar

Name of the Petitioner	BRBCL
Name of the Generating Station	BRBCL, NTPP (4X250 MW)

(Amount in lacs)

Sl. no.	Particulars	2023-24 (01-04-2023 TO 31-03-2024)	2024-25 (01-04-2024 TO 31-03-2025)	2025-26 (01-04-2025 TO 31-03-2026)	2026-27 (01-04-2026 TO 31-03-2027)	2027-28 (01-04-2027 TO 31-03-2028)	2028-29 (01-04-2028 TO 31-03-2029)
<b>44</b>	<b>PFC LIMITED-D44</b>						
	Gross loan - Opening	5619.41	5619.41	5619.41	5619.41	5619.41	5619.41
	Cumulative repayments of Loans upto previous period	5619.41	5619.41	5619.41	5619.41	5619.41	5619.41
	Net loan - Opening	0.00	0.00	0.00	0.00	0.00	0.00
	Increase/ Decrease due to FERV	0.00	0.00	0.00	0.00	0.00	0.00
	Increase/ Decrease due to ACE/Drawl during the period	0.00	0.00	0.00	0.00	0.00	0.00
	Total	0.00	0.00	0.00	0.00	0.00	0.00
	Repayments of Loans during the period	0.00	0.00	0.00	0.00	0.00	0.00
	Net loan - Closing	0.00	0.00	0.00	0.00	0.00	0.00
	Average Net Loan	0.00	0.00	0.00	0.00	0.00	0.00
	Rate of Interest on Loan	10.440%	10.440%	10.440%	10.440%	10.440%	10.440%
	Interest on Loan Annualised	0.00	0.00	0.00	0.00	0.00	0.00
<b>45</b>	<b>PFC LIMITED-D45</b>						
	Gross loan - Opening	679.22	679.22	679.22	679.22	679.22	679.22
	Cumulative repayments of Loans upto previous period	679.22	679.22	679.22	679.22	679.22	679.22
	Net loan - Opening	0.00	0.00	0.00	0.00	0.00	0.00
	Increase/ Decrease due to FERV	0.00	0.00	0.00	0.00	0.00	0.00
	Increase/ Decrease due to ACE/Drawl during the period	0.00	0.00	0.00	0.00	0.00	0.00
	Total	0.00	0.00	0.00	0.00	0.00	0.00
	Repayments of Loans during the period	0.00	0.00	0.00	0.00	0.00	0.00
	Net loan - Closing	0.00	0.00	0.00	0.00	0.00	0.00
	Average Net Loan	0.00	0.00	0.00	0.00	0.00	0.00
	Rate of Interest on Loan	10.440%	10.440%	10.440%	10.440%	10.440%	10.440%
	Interest on Loan Annualised	0.00	0.00	0.00	0.00	0.00	0.00
<b>46</b>	<b>PFC LIMITED-D46</b>						
	Gross loan - Opening	1638.43	1638.43	1638.43	1638.43	1638.43	1638.43
	Cumulative repayments of Loans upto previous period	1638.43	1638.43	1638.43	1638.43	1638.43	1638.43
	Net loan - Opening	0.00	0.00	0.00	0.00	0.00	0.00
	Increase/ Decrease due to FERV	0.00	0.00	0.00	0.00	0.00	0.00
	Increase/ Decrease due to ACE/Drawl during the period	0.00	0.00	0.00	0.00	0.00	0.00
	Total	0.00	0.00	0.00	0.00	0.00	0.00
	Repayments of Loans during the period	0.00	0.00	0.00	0.00	0.00	0.00
	Net loan - Closing	0.00	0.00	0.00	0.00	0.00	0.00
	Average Net Loan	0.00	0.00	0.00	0.00	0.00	0.00
	Rate of Interest on Loan	10.440%	10.440%	10.440%	10.440%	10.440%	10.440%
	Interest on Loan Annualised	0.00	0.00	0.00	0.00	0.00	0.00
<b>47</b>	<b>PFC LIMITED-D47</b>						
	Gross loan - Opening	3163.53	3163.53	3163.53	3163.53	3163.53	3163.53
	Cumulative repayments of Loans upto previous period	3163.53	3163.53	3163.53	3163.53	3163.53	3163.53
	Net loan - Opening	0.00	0.00	0.00	0.00	0.00	0.00
	Increase/ Decrease due to FERV	0.00	0.00	0.00	0.00	0.00	0.00
	Increase/ Decrease due to ACE/Drawl during the period	0.00	0.00	0.00	0.00	0.00	0.00
	Total	0.00	0.00	0.00	0.00	0.00	0.00
	Repayments of Loans during the period	0.00	0.00	0.00	0.00	0.00	0.00
	Net loan - Closing	0.00	0.00	0.00	0.00	0.00	0.00
	Average Net Loan	0.00	0.00	0.00	0.00	0.00	0.00
	Rate of Interest on Loan	10.440%	10.440%	10.440%	10.440%	10.440%	10.440%
	Interest on Loan Annualised	0.00	0.00	0.00	0.00	0.00	0.00
<b>48</b>	<b>PFC LIMITED-D48</b>						
	Gross loan - Opening	586.87	586.87	586.87	586.87	586.87	586.87
	Cumulative repayments of Loans upto previous period	586.87	586.87	586.87	586.87	586.87	586.87

अविनाश शुक्ला / AVINASH SHUKLA  
वरिष्ठ प्रबंधक (ईंईएमजी)  
Sr. Manager (EEMG)  
बी.आर.बी.सी.एल. / BRBCL  
नवीनगर टी.पी.पी. / Nabinagar T.P.P.  
औरंगाबाद, बिहार / Aurangabad, Bihar



Name of the Petitioner	BRBCL
Name of the Generating Station	BRBCL, NTPP (4X250 MW)

(Amount in lacs)

Sl. no.	Particulars	2023-24 (01-04-2023 TO 31-03-2024)	2024-25 (01-04-2024 TO 31-03-2025)	2025-26 (01-04-2025 TO 31-03-2026)	2026-27 (01-04-2026 TO 31-03-2027)	2027-28 (01-04-2027 TO 31-03-2028)	2028-29 (01-04-2028 TO 31-03-2029)
	Repayments of Loans during the period	0.00	0.00	0.00	0.00	0.00	0.00
	Net loan - Closing	0.00	0.00	0.00	0.00	0.00	0.00
	Average Net Loan	0.00	0.00	0.00	0.00	0.00	0.00
	Rate of Interest on Loan	10.730%	10.730%	10.730%	10.730%	10.730%	10.730%
	Interest on Loan Annualised	0.00	0.00	0.00	0.00	0.00	0.00
<b>53</b>	<b>PFC LIMITED-D53</b>						
	Gross loan - Opening	1029.80	1029.80	1029.80	1029.80	1029.80	1029.80
	Cumulative repayments of Loans upto previous period	1029.80	1029.80	1029.80	1029.80	1029.80	1029.80
	Net loan - Opening	0.00	0.00	0.00	0.00	0.00	0.00
	Increase/ Decrease due to FERV	0.00	0.00	0.00	0.00	0.00	0.00
	Increase/ Decrease due to ACE/Drawl during the period	0.00	0.00	0.00	0.00	0.00	0.00
	Total	0.00	0.00	0.00	0.00	0.00	0.00
	Repayments of Loans during the period	0.00	0.00	0.00	0.00	0.00	0.00
	Net loan - Closing	0.00	0.00	0.00	0.00	0.00	0.00
	Average Net Loan	0.00	0.00	0.00	0.00	0.00	0.00
	Rate of Interest on Loan	10.730%	10.730%	10.730%	10.730%	10.730%	10.730%
	Interest on Loan Annualised	0.00	0.00	0.00	0.00	0.00	0.00
<b>54</b>	<b>PFC LIMITED-D54</b>						
	Gross loan - Opening	2557.02	2557.02	2557.02	2557.02	2557.02	2557.02
	Cumulative repayments of Loans upto previous period	2557.02	2557.02	2557.02	2557.02	2557.02	2557.02
	Net loan - Opening	0.00	0.00	0.00	0.00	0.00	0.00
	Increase/ Decrease due to FERV	0.00	0.00	0.00	0.00	0.00	0.00
	Increase/ Decrease due to ACE/Drawl during the period	0.00	0.00	0.00	0.00	0.00	0.00
	Total	0.00	0.00	0.00	0.00	0.00	0.00
	Repayments of Loans during the period	0.00	0.00	0.00	0.00	0.00	0.00
	Net loan - Closing	0.00	0.00	0.00	0.00	0.00	0.00
	Average Net Loan	0.00	0.00	0.00	0.00	0.00	0.00
	Rate of Interest on Loan	10.730%	10.730%	10.730%	10.730%	10.730%	10.730%
	Interest on Loan Annualised	0.00	0.00	0.00	0.00	0.00	0.00
<b>55</b>	<b>PFC LIMITED-D55</b>						
	Gross loan - Opening	426.82	426.82	426.82	426.82	426.82	426.82
	Cumulative repayments of Loans upto previous period	426.82	426.82	426.82	426.82	426.82	426.82
	Net loan - Opening	0.00	0.00	0.00	0.00	0.00	0.00
	Increase/ Decrease due to FERV	0.00	0.00	0.00	0.00	0.00	0.00
	Increase/ Decrease due to ACE/Drawl during the period	0.00	0.00	0.00	0.00	0.00	0.00
	Total	0.00	0.00	0.00	0.00	0.00	0.00
	Repayments of Loans during the period	0.00	0.00	0.00	0.00	0.00	0.00
	Net loan - Closing	0.00	0.00	0.00	0.00	0.00	0.00
	Average Net Loan	0.00	0.00	0.00	0.00	0.00	0.00
	Rate of Interest on Loan	10.730%	10.730%	10.730%	10.730%	10.730%	10.730%
	Interest on Loan Annualised	0.00	0.00	0.00	0.00	0.00	0.00
<b>56</b>	<b>PFC LIMITED-D56</b>						
	Gross loan - Opening	1894.05	1894.05	1894.05	1894.05	1894.05	1894.05
	Cumulative repayments of Loans upto previous period	1894.05	1894.05	1894.05	1894.05	1894.05	1894.05
	Net loan - Opening	0.00	0.00	0.00	0.00	0.00	0.00
	Increase/ Decrease due to FERV	0.00	0.00	0.00	0.00	0.00	0.00
	Increase/ Decrease due to ACE/Drawl during the period	0.00	0.00	0.00	0.00	0.00	0.00
	Total	0.00	0.00	0.00	0.00	0.00	0.00
	Repayments of Loans during the period	0.00	0.00	0.00	0.00	0.00	0.00
	Net loan - Closing	0.00	0.00	0.00	0.00	0.00	0.00
	Average Net Loan	0.00	0.00	0.00	0.00	0.00	0.00
	Rate of Interest on Loan	10.730%	10.730%	10.730%	10.730%	10.730%	10.730%

अविनाश शुक्ला / AVINASH SHUKLA  
 वरिष्ठ प्रबंधक (ईंईएमएल)  
 Sr. Manager (EE)  
 बी.आर.बी.सी.एल. / BRBCL  
 नवीनगर टी.पी.पी. / Nabinagar T.P.P.  
 औरंगाबाद, बिहार / Aurangabad, Bihar

Name of the Petitioner	BRBCL
Name of the Generating Station	BRBCL, NTPP (4X250 MW)

(Amount in lacs)

Sl. no.	Particulars	2023-24 (01-04-2023 TO 31-03-2024)	2024-25 (01-04-2024 TO 31-03-2025)	2025-26 (01-04-2025 TO 31-03-2026)	2026-27 (01-04-2026 TO 31-03-2027)	2027-28 (01-04-2027 TO 31-03-2028)	2028-29 (01-04-2028 TO 31-03-2029)
	Interest on Loan Annualised	0.00	0.00	0.00	0.00	0.00	0.00
<b>57</b>	<b>PFC LIMITED-D57</b>						
	Gross loan - Opening	344.88	344.88	344.88	344.88	344.88	344.88
	Cumulative repayments of Loans upto previous period	344.88	344.88	344.88	344.88	344.88	344.88
	Net loan - Opening	0.00	0.00	0.00	0.00	0.00	0.00
	Increase/ Decrease due to FERV	0.00	0.00	0.00	0.00	0.00	0.00
	Increase/ Decrease due to ACE/Drawl during the period	0.00	0.00	0.00	0.00	0.00	0.00
	Total	0.00	0.00	0.00	0.00	0.00	0.00
	Repayments of Loans during the period	0.00	0.00	0.00	0.00	0.00	0.00
	Net loan - Closing	0.00	0.00	0.00	0.00	0.00	0.00
	Average Net Loan	0.00	0.00	0.00	0.00	0.00	0.00
	Rate of Interest on Loan	10.730%	10.730%	10.730%	10.730%	10.730%	10.730%
	Interest on Loan Annualised	0.00	0.00	0.00	0.00	0.00	0.00
<b>58</b>	<b>PFC LIMITED-D58</b>						
	Gross loan - Opening	213.33	213.33	213.33	213.33	213.33	213.33
	Cumulative repayments of Loans upto previous period	213.33	213.33	213.33	213.33	213.33	213.33
	Net loan - Opening	0.00	0.00	0.00	0.00	0.00	0.00
	Increase/ Decrease due to FERV	0.00	0.00	0.00	0.00	0.00	0.00
	Increase/ Decrease due to ACE/Drawl during the period	0.00	0.00	0.00	0.00	0.00	0.00
	Total	0.00	0.00	0.00	0.00	0.00	0.00
	Repayments of Loans during the period	0.00	0.00	0.00	0.00	0.00	0.00
	Net loan - Closing	0.00	0.00	0.00	0.00	0.00	0.00
	Average Net Loan	0.00	0.00	0.00	0.00	0.00	0.00
	Rate of Interest on Loan	10.730%	10.730%	10.730%	10.730%	10.730%	10.730%
	Interest on Loan Annualised	0.00	0.00	0.00	0.00	0.00	0.00
<b>59</b>	<b>PFC LIMITED-D59</b>						
	Gross loan - Opening	246.80	246.80	246.80	246.80	246.80	246.80
	Cumulative repayments of Loans upto previous period	246.80	246.80	246.80	246.80	246.80	246.80
	Net loan - Opening	0.00	0.00	0.00	0.00	0.00	0.00
	Increase/ Decrease due to FERV	0.00	0.00	0.00	0.00	0.00	0.00
	Increase/ Decrease due to ACE/Drawl during the period	0.00	0.00	0.00	0.00	0.00	0.00
	Total	0.00	0.00	0.00	0.00	0.00	0.00
	Repayments of Loans during the period	0.00	0.00	0.00	0.00	0.00	0.00
	Net loan - Closing	0.00	0.00	0.00	0.00	0.00	0.00
	Average Net Loan	0.00	0.00	0.00	0.00	0.00	0.00
	Rate of Interest on Loan	10.730%	10.730%	10.730%	10.730%	10.730%	10.730%
	Interest on Loan Annualised	0.00	0.00	0.00	0.00	0.00	0.00
<b>60</b>	<b>PFC LIMITED-D60</b>						
	Gross loan - Opening	960.26	960.26	960.26	960.26	960.26	960.26
	Cumulative repayments of Loans upto previous period	960.26	960.26	960.26	960.26	960.26	960.26
	Net loan - Opening	0.00	0.00	0.00	0.00	0.00	0.00
	Increase/ Decrease due to FERV	0.00	0.00	0.00	0.00	0.00	0.00
	Increase/ Decrease due to ACE/Drawl during the period	0.00	0.00	0.00	0.00	0.00	0.00
	Total	0.00	0.00	0.00	0.00	0.00	0.00
	Repayments of Loans during the period	0.00	0.00	0.00	0.00	0.00	0.00
	Net loan - Closing	0.00	0.00	0.00	0.00	0.00	0.00
	Average Net Loan	0.00	0.00	0.00	0.00	0.00	0.00
	Rate of Interest on Loan	10.730%	10.730%	10.730%	10.730%	10.730%	10.730%
	Interest on Loan Annualised	0.00	0.00	0.00	0.00	0.00	0.00
<b>61</b>	<b>PFC LIMITED-D61</b>						
	Gross loan - Opening	1695.19	1695.19	1695.19	1695.19	1695.19	1695.19

अविनाश शुक्ला / AVINASH SHUKLA  
वरिष्ठ प्रबंधक (ईंईएमजी)  
Sr. Manager (EEMG)  
बी.आर.टी.सी.एल. / BRBCL  
नवीनगर टी.पी.पी. / Nabinagar T.P.P.  
औरंगाबाद, बिहार / Aurangabad, Bihar



Name of the Petitioner	BRBCL
Name of the Generating Station	BRBCL, NTPP (4X250 MW)

(Amount in lacs)

Sl. no.	Particulars	2023-24 (01-04-2023 TO 31-03-2024)	2024-25 (01-04-2024 TO 31-03-2025)	2025-26 (01-04-2025 TO 31-03-2026)	2026-27 (01-04-2026 TO 31-03-2027)	2027-28 (01-04-2027 TO 31-03-2028)	2028-29 (01-04-2028 TO 31-03-2029)
	Total	0.00	0.00	0.00	0.00	0.00	0.00
	Repayments of Loans during the period	0.00	0.00	0.00	0.00	0.00	0.00
	Net loan - Closing	0.00	0.00	0.00	0.00	0.00	0.00
	Average Net Loan	0.00	0.00	0.00	0.00	0.00	0.00
	Rate of Interest on Loan	10.730%	10.730%	10.730%	10.730%	10.730%	10.730%
	Interest on Loan Annualised	0.00	0.00	0.00	0.00	0.00	0.00
<b>66</b>	<b>PFC LIMITED-D66</b>						
	Gross loan - Opening	268.35	268.35	268.35	268.35	268.35	268.35
	Cumulative repayments of Loans upto previous period	268.35	268.35	268.35	268.35	268.35	268.35
	Net loan - Opening	0.00	0.00	0.00	0.00	0.00	0.00
	Increase/ Decrease due to FERV	0.00	0.00	0.00	0.00	0.00	0.00
	Increase/ Decrease due to ACE/Drawl during the period	0.00	0.00	0.00	0.00	0.00	0.00
	Total	0.00	0.00	0.00	0.00	0.00	0.00
	Repayments of Loans during the period	0.00	0.00	0.00	0.00	0.00	0.00
	Net loan - Closing	0.00	0.00	0.00	0.00	0.00	0.00
	Average Net Loan	0.00	0.00	0.00	0.00	0.00	0.00
	Rate of Interest on Loan	10.730%	10.730%	10.730%	10.730%	10.730%	10.730%
	Interest on Loan Annualised	0.00	0.00	0.00	0.00	0.00	0.00
<b>67</b>	<b>PFC LIMITED-D67</b>						
	Gross loan - Opening	123.79	123.79	123.79	123.79	123.79	123.79
	Cumulative repayments of Loans upto previous period	123.79	123.79	123.79	123.79	123.79	123.79
	Net loan - Opening	0.00	0.00	0.00	0.00	0.00	0.00
	Increase/ Decrease due to FERV	0.00	0.00	0.00	0.00	0.00	0.00
	Increase/ Decrease due to ACE/Drawl during the period	0.00	0.00	0.00	0.00	0.00	0.00
	Total	0.00	0.00	0.00	0.00	0.00	0.00
	Repayments of Loans during the period	0.00	0.00	0.00	0.00	0.00	0.00
	Net loan - Closing	0.00	0.00	0.00	0.00	0.00	0.00
	Average Net Loan	0.00	0.00	0.00	0.00	0.00	0.00
	Rate of Interest on Loan	10.730%	10.730%	10.730%	10.730%	10.730%	10.730%
	Interest on Loan Annualised	0.00	0.00	0.00	0.00	0.00	0.00
<b>68</b>	<b>PFC LIMITED-D68</b>						
	Gross loan - Opening	435.93	435.93	435.93	435.93	435.93	435.93
	Cumulative repayments of Loans upto previous period	435.93	435.93	435.93	435.93	435.93	435.93
	Net loan - Opening	0.00	0.00	0.00	0.00	0.00	0.00
	Increase/ Decrease due to FERV	0.00	0.00	0.00	0.00	0.00	0.00
	Increase/ Decrease due to ACE/Drawl during the period	0.00	0.00	0.00	0.00	0.00	0.00
	Total	0.00	0.00	0.00	0.00	0.00	0.00
	Repayments of Loans during the period	0.00	0.00	0.00	0.00	0.00	0.00
	Net loan - Closing	0.00	0.00	0.00	0.00	0.00	0.00
	Average Net Loan	0.00	0.00	0.00	0.00	0.00	0.00
	Rate of Interest on Loan	10.730%	10.730%	10.730%	10.730%	10.730%	10.730%
	Interest on Loan Annualised	0.00	0.00	0.00	0.00	0.00	0.00
<b>69</b>	<b>PFC LIMITED-D69</b>						
	Gross loan - Opening	94.49	94.49	94.49	94.49	94.49	94.49
	Cumulative repayments of Loans upto previous period	94.49	94.49	94.49	94.49	94.49	94.49
	Net loan - Opening	0.00	0.00	0.00	0.00	0.00	0.00
	Increase/ Decrease due to FERV	0.00	0.00	0.00	0.00	0.00	0.00
	Increase/ Decrease due to ACE/Drawl during the period	0.00	0.00	0.00	0.00	0.00	0.00
	Total	0.00	0.00	0.00	0.00	0.00	0.00
	Repayments of Loans during the period	0.00	0.00	0.00	0.00	0.00	0.00
	Net loan - Closing	0.00	0.00	0.00	0.00	0.00	0.00
	Average Net Loan	0.00	0.00	0.00	0.00	0.00	0.00

अविनाश शुक्ला / AVINASH SHUKLA  
वरिष्ठ प्रबंधक (ईईएमजी)  
Sr. Manager (EEMG)  
बी.आर.वी.सी.एल. / BRBCL  
नदीनगर टी.पी.पी. / Nabinagar T.P.P.  
औरंगाबाद, बिहार / Aurangabad, Bihar

67

Name of the Petitioner	BRBCL
Name of the Generating Station	BRBCL, NTPP (4X250 MW)

(Amount in lacs)

Sl. no.	Particulars	2023-24 (01-04-2023 TO 31-03-2024)	2024-25 (01-04-2024 TO 31-03-2025)	2025-26 (01-04-2025 TO 31-03-2026)	2026-27 (01-04-2026 TO 31-03-2027)	2027-28 (01-04-2027 TO 31-03-2028)	2028-29 (01-04-2028 TO 31-03-2029)
	Rate of Interest on Loan	10.730%	10.730%	10.730%	10.730%	10.730%	10.730%
	Interest on Loan Annualised	0.00	0.00	0.00	0.00	0.00	0.00
<b>70</b>	<b>PFC LIMITED-D70</b>						
	Gross loan - Opening	86.19	86.19	86.19	86.19	86.19	86.19
	Cumulative repayments of Loans upto previous period	86.19	86.19	86.19	86.19	86.19	86.19
	Net loan - Opening	0.00	0.00	0.00	0.00	0.00	0.00
	Increase/ Decrease due to FERV	0.00	0.00	0.00	0.00	0.00	0.00
	Increase/ Decrease due to ACE/Drawl during the period	0.00	0.00	0.00	0.00	0.00	0.00
	Total	0.00	0.00	0.00	0.00	0.00	0.00
	Repayments of Loans during the period	0.00	0.00	0.00	0.00	0.00	0.00
	Net loan - Closing	0.00	0.00	0.00	0.00	0.00	0.00
	Average Net Loan	0.00	0.00	0.00	0.00	0.00	0.00
	Rate of Interest on Loan	10.730%	10.730%	10.730%	10.730%	10.730%	10.730%
	Interest on Loan Annualised	0.00	0.00	0.00	0.00	0.00	0.00
<b>71</b>	<b>PFC LIMITED-D71</b>						
	Gross loan - Opening	320.56	320.56	320.56	320.56	320.56	320.56
	Cumulative repayments of Loans upto previous period	320.56	320.56	320.56	320.56	320.56	320.56
	Net loan - Opening	0.00	0.00	0.00	0.00	0.00	0.00
	Increase/ Decrease due to FERV	0.00	0.00	0.00	0.00	0.00	0.00
	Increase/ Decrease due to ACE/Drawl during the period	0.00	0.00	0.00	0.00	0.00	0.00
	Total	0.00	0.00	0.00	0.00	0.00	0.00
	Repayments of Loans during the period	0.00	0.00	0.00	0.00	0.00	0.00
	Net loan - Closing	0.00	0.00	0.00	0.00	0.00	0.00
	Average Net Loan	0.00	0.00	0.00	0.00	0.00	0.00
	Rate of Interest on Loan	10.730%	10.730%	10.730%	10.730%	10.730%	10.730%
	Interest on Loan Annualised	0.00	0.00	0.00	0.00	0.00	0.00
<b>72</b>	<b>PFC LIMITED-D72</b>						
	Gross loan - Opening	44.98	44.98	44.98	44.98	44.98	44.98
	Cumulative repayments of Loans upto previous period	44.98	44.98	44.98	44.98	44.98	44.98
	Net loan - Opening	0.00	0.00	0.00	0.00	0.00	0.00
	Increase/ Decrease due to FERV	0.00	0.00	0.00	0.00	0.00	0.00
	Increase/ Decrease due to ACE/Drawl during the period	0.00	0.00	0.00	0.00	0.00	0.00
	Total	0.00	0.00	0.00	0.00	0.00	0.00
	Repayments of Loans during the period	0.00	0.00	0.00	0.00	0.00	0.00
	Net loan - Closing	0.00	0.00	0.00	0.00	0.00	0.00
	Average Net Loan	0.00	0.00	0.00	0.00	0.00	0.00
	Rate of Interest on Loan	10.730%	10.730%	10.730%	10.730%	10.730%	10.730%
	Interest on Loan Annualised	0.00	0.00	0.00	0.00	0.00	0.00
<b>73</b>	<b>PFC LIMITED-D73</b>						
	Gross loan - Opening	14.69	14.69	14.69	14.69	14.69	14.69
	Cumulative repayments of Loans upto previous period	14.69	14.69	14.69	14.69	14.69	14.69
	Net loan - Opening	0.00	0.00	0.00	0.00	0.00	0.00
	Increase/ Decrease due to FERV	0.00	0.00	0.00	0.00	0.00	0.00
	Increase/ Decrease due to ACE/Drawl during the period	0.00	0.00	0.00	0.00	0.00	0.00
	Total	0.00	0.00	0.00	0.00	0.00	0.00
	Repayments of Loans during the period	0.00	0.00	0.00	0.00	0.00	0.00
	Net loan - Closing	0.00	0.00	0.00	0.00	0.00	0.00
	Average Net Loan	0.00	0.00	0.00	0.00	0.00	0.00
	Rate of Interest on Loan	10.730%	10.730%	10.730%	10.730%	10.730%	10.730%
	Interest on Loan Annualised	0.00	0.00	0.00	0.00	0.00	0.00
<b>74</b>	<b>PFC LIMITED-D74</b>						

अविनाश शुक्ला / AVINASH SHUKLA  
 वरिष्ठ प्रबंधक (ई०ई०एम०जी०)  
 Sr. Manager (EEMG)  
 बी.आर.बी.सी.एन. / BRBCL  
 नवीनगर टी.पी.पी. / Nabinagar T.P.P.  
 औरंगाबाद, बिहार / Aurangabad, Bihar

Name of the Petitioner	BRBCL
Name of the Generating Station	BRBCL, NTPP (4X250 MW)

(Amount in lacs)

Sl. no.	Particulars	2023-24 (01-04-2023 TO 31-03-2024)	2024-25 (01-04-2024 TO 31-03-2025)	2025-26 (01-04-2025 TO 31-03-2026)	2026-27 (01-04-2026 TO 31-03-2027)	2027-28 (01-04-2027 TO 31-03-2028)	2028-29 (01-04-2028 TO 31-03-2029)
	Gross loan - Opening	672.84	672.84	672.84	672.84	672.84	672.84
	Cumulative repayments of Loans upto previous period	672.84	672.84	672.84	672.84	672.84	672.84
	Net loan - Opening	0.00	0.00	0.00	0.00	0.00	0.00
	Increase/ Decrease due to FERV	0.00	0.00	0.00	0.00	0.00	0.00
	Increase/ Decrease due to ACE/Drawl during the period	0.00	0.00	0.00	0.00	0.00	0.00
	Total	0.00	0.00	0.00	0.00	0.00	0.00
	Repayments of Loans during the period	0.00	0.00	0.00	0.00	0.00	0.00
	Net loan - Closing	0.00	0.00	0.00	0.00	0.00	0.00
	Average Net Loan	0.00	0.00	0.00	0.00	0.00	0.00
	Rate of Interest on Loan	10.730%	10.730%	10.730%	10.730%	10.730%	10.730%
	Interest on Loan Annualised	0.00	0.00	0.00	0.00	0.00	0.00
<b>75</b>	<b>PFC LIMITED-D75</b>						
	Gross loan - Opening	61.30	61.30	61.30	61.30	61.30	61.30
	Cumulative repayments of Loans upto previous period	61.30	61.30	61.30	61.30	61.30	61.30
	Net loan - Opening	0.00	0.00	0.00	0.00	0.00	0.00
	Increase/ Decrease due to FERV	0.00	0.00	0.00	0.00	0.00	0.00
	Increase/ Decrease due to ACE/Drawl during the period	0.00	0.00	0.00	0.00	0.00	0.00
	Total	0.00	0.00	0.00	0.00	0.00	0.00
	Repayments of Loans during the period	0.00	0.00	0.00	0.00	0.00	0.00
	Net loan - Closing	0.00	0.00	0.00	0.00	0.00	0.00
	Average Net Loan	0.00	0.00	0.00	0.00	0.00	0.00
	Rate of Interest on Loan	10.730%	10.730%	10.730%	10.730%	10.730%	10.730%
	Interest on Loan Annualised	0.00	0.00	0.00	0.00	0.00	0.00
<b>76</b>	<b>PFC LIMITED-D76</b>						
	Gross loan - Opening	188.25	188.25	188.25	188.25	188.25	188.25
	Cumulative repayments of Loans upto previous period	188.25	188.25	188.25	188.25	188.25	188.25
	Net loan - Opening	0.00	0.00	0.00	0.00	0.00	0.00
	Increase/ Decrease due to FERV	0.00	0.00	0.00	0.00	0.00	0.00
	Increase/ Decrease due to ACE/Drawl during the period	0.00	0.00	0.00	0.00	0.00	0.00
	Total	0.00	0.00	0.00	0.00	0.00	0.00
	Repayments of Loans during the period	0.00	0.00	0.00	0.00	0.00	0.00
	Net loan - Closing	0.00	0.00	0.00	0.00	0.00	0.00
	Average Net Loan	0.00	0.00	0.00	0.00	0.00	0.00
	Rate of Interest on Loan	10.730%	10.730%	10.730%	10.730%	10.730%	10.730%
	Interest on Loan Annualised	0.00	0.00	0.00	0.00	0.00	0.00
<b>77</b>	<b>PFC LIMITED-D77</b>						
	Gross loan - Opening	82.41	82.41	82.41	82.41	82.41	82.41
	Cumulative repayments of Loans upto previous period	82.41	82.41	82.41	82.41	82.41	82.41
	Net loan - Opening	0.00	0.00	0.00	0.00	0.00	0.00
	Increase/ Decrease due to FERV	0.00	0.00	0.00	0.00	0.00	0.00
	Increase/ Decrease due to ACE/Drawl during the period	0.00	0.00	0.00	0.00	0.00	0.00
	Total	0.00	0.00	0.00	0.00	0.00	0.00
	Repayments of Loans during the period	0.00	0.00	0.00	0.00	0.00	0.00
	Net loan - Closing	0.00	0.00	0.00	0.00	0.00	0.00
	Average Net Loan	0.00	0.00	0.00	0.00	0.00	0.00
	Rate of Interest on Loan	10.730%	10.730%	10.730%	10.730%	10.730%	10.730%
	Interest on Loan Annualised	0.00	0.00	0.00	0.00	0.00	0.00
<b>78</b>	<b>PFC LIMITED-D78</b>						
	Gross loan - Opening	138.87	138.87	138.87	138.87	138.87	138.87
	Cumulative repayments of Loans upto previous period	138.87	138.87	138.87	138.87	138.87	138.87
	Net loan - Opening	0.00	0.00	0.00	0.00	0.00	0.00
	Increase/ Decrease due to FERV	0.00	0.00	0.00	0.00	0.00	0.00

अविनाश शुक्ला / AVINASH SHUKLA  
वरिष्ठ प्रबंधक (ईंईएमजी)  
Sr. Manager (EEMG)  
बी.आर.वी.सी.एल. / BRBCL  
नवीनगर टी.पी.पी. / Nabinagar T.P.P.  
औरंगाबाद, बिहार / Aurangabad, Bihar

Name of the Petitioner	BRBCL
Name of the Generating Station	BRBCL, NTPP (4X250 MW)

(Amount in laes)

Sl. no.	Particulars	2023-24 (01-04-2023 TO 31-03-2024)	2024-25 (01-04-2024 TO 31-03-2025)	2025-26 (01-04-2025 TO 31-03-2026)	2026-27 (01-04-2026 TO 31-03-2027)	2027-28 (01-04-2027 TO 31-03-2028)	2028-29 (01-04-2028 TO 31-03-2029)
	Increase/ Decrease due to ACE/Drawl during the period	0.00	0.00	0.00	0.00	0.00	0.00
	Total	0.00	0.00	0.00	0.00	0.00	0.00
	Repayments of Loans during the period	0.00	0.00	0.00	0.00	0.00	0.00
	Net loan - Closing	0.00	0.00	0.00	0.00	0.00	0.00
	Average Net Loan	0.00	0.00	0.00	0.00	0.00	0.00
	Rate of Interest on Loan	10.730%	10.730%	10.730%	10.730%	10.730%	10.730%
	Interest on Loan Annualised	0.00	0.00	0.00	0.00	0.00	0.00
<b>79</b>	<b>PFC LIMITED-D79</b>						
	Gross loan - Opening	74.89	74.89	74.89	74.89	74.89	74.89
	Cumulative repayments of Loans upto previous period	74.89	74.89	74.89	74.89	74.89	74.89
	Net loan - Opening	0.00	0.00	0.00	0.00	0.00	0.00
	Increase/ Decrease due to FERV	0.00	0.00	0.00	0.00	0.00	0.00
	Increase/ Decrease due to ACE/Drawl during the period	0.00	0.00	0.00	0.00	0.00	0.00
	Total	0.00	0.00	0.00	0.00	0.00	0.00
	Repayments of Loans during the period	0.00	0.00	0.00	0.00	0.00	0.00
	Net loan - Closing	0.00	0.00	0.00	0.00	0.00	0.00
	Average Net Loan	0.00	0.00	0.00	0.00	0.00	0.00
	Rate of Interest on Loan	10.730%	10.730%	10.730%	10.730%	10.730%	10.730%
	Interest on Loan Annualised	0.00	0.00	0.00	0.00	0.00	0.00
<b>80</b>	<b>PFC LIMITED-D80</b>						
	Gross loan - Opening	72.11	72.11	72.11	72.11	72.11	72.11
	Cumulative repayments of Loans upto previous period	72.11	72.11	72.11	72.11	72.11	72.11
	Net loan - Opening	0.00	0.00	0.00	0.00	0.00	0.00
	Increase/ Decrease due to FERV	0.00	0.00	0.00	0.00	0.00	0.00
	Increase/ Decrease due to ACE/Drawl during the period	0.00	0.00	0.00	0.00	0.00	0.00
	Total	0.00	0.00	0.00	0.00	0.00	0.00
	Repayments of Loans during the period	0.00	0.00	0.00	0.00	0.00	0.00
	Net loan - Closing	0.00	0.00	0.00	0.00	0.00	0.00
	Average Net Loan	0.00	0.00	0.00	0.00	0.00	0.00
	Rate of Interest on Loan	10.730%	10.730%	10.730%	10.730%	10.730%	10.730%
	Interest on Loan Annualised	0.00	0.00	0.00	0.00	0.00	0.00
<b>81</b>	<b>PFC LIMITED-D81</b>						
	Gross loan - Opening	1000.79	1000.79	1000.79	1000.79	1000.79	1000.79
	Cumulative repayments of Loans upto previous period	1000.79	1000.79	1000.79	1000.79	1000.79	1000.79
	Net loan - Opening	0.00	0.00	0.00	0.00	0.00	0.00
	Increase/ Decrease due to FERV	0.00	0.00	0.00	0.00	0.00	0.00
	Increase/ Decrease due to ACE/Drawl during the period	0.00	0.00	0.00	0.00	0.00	0.00
	Total	0.00	0.00	0.00	0.00	0.00	0.00
	Repayments of Loans during the period	0.00	0.00	0.00	0.00	0.00	0.00
	Net loan - Closing	0.00	0.00	0.00	0.00	0.00	0.00
	Average Net Loan	0.00	0.00	0.00	0.00	0.00	0.00
	Rate of Interest on Loan	10.730%	10.730%	10.730%	10.730%	10.730%	10.730%
	Interest on Loan Annualised	0.00	0.00	0.00	0.00	0.00	0.00
<b>82</b>	<b>PFC LIMITED-D82</b>						
	Gross loan - Opening	238.65	238.65	238.65	238.65	238.65	238.65
	Cumulative repayments of Loans upto previous period	238.65	238.65	238.65	238.65	238.65	238.65
	Net loan - Opening	0.00	0.00	0.00	0.00	0.00	0.00
	Increase/ Decrease due to FERV	0.00	0.00	0.00	0.00	0.00	0.00
	Increase/ Decrease due to ACE/Drawl during the period	0.00	0.00	0.00	0.00	0.00	0.00
	Total	0.00	0.00	0.00	0.00	0.00	0.00
	Repayments of Loans during the period	0.00	0.00	0.00	0.00	0.00	0.00
	Net loan - Closing	0.00	0.00	0.00	0.00	0.00	0.00

अविनाश शुक्ला / AVINASH SHUKLA  
वरिष्ठ प्रबंधक (ईंईएमवी)  
Sr. Manager (EEMG)  
बी.आर.बी.सी.एन. / BRBCL  
नवीनगर टी.पी.पी. / Nabinagar T.P.P.  
औरंगाबाद, बिहार / Aurangabad, Bihar



Name of the Petitioner	BRBCL
Name of the Generating Station	BRBCL, NTPP (4X250 MW)

(Amount in lacs)

Sl. no.	Particulars	2023-24 (01-04-2023 TO 31-03-2024)	2024-25 (01-04-2024 TO 31-03-2025)	2025-26 (01-04-2025 TO 31-03-2026)	2026-27 (01-04-2026 TO 31-03-2027)	2027-28 (01-04-2027 TO 31-03-2028)	2028-29 (01-04-2028 TO 31-03-2029)
	Average Net Loan	0.00	0.00	0.00	0.00	0.00	0.00
	Rate of Interest on Loan	10.730%	10.730%	10.730%	10.730%	10.730%	10.730%
	Interest on Loan Annualised	0.00	0.00	0.00	0.00	0.00	0.00
<b>83</b>	<b>PFC LIMITED-D83</b>						
	Gross loan - Opening	79.62	79.62	79.62	79.62	79.62	79.62
	Cumulative repayments of Loans upto previous period	79.62	79.62	79.62	79.62	79.62	79.62
	Net loan - Opening	0.00	0.00	0.00	0.00	0.00	0.00
	Increase/ Decrease due to FERV	0.00	0.00	0.00	0.00	0.00	0.00
	Increase/ Decrease due to ACE/Drawl during the period	0.00	0.00	0.00	0.00	0.00	0.00
	Total	0.00	0.00	0.00	0.00	0.00	0.00
	Repayments of Loans during the period	0.00	0.00	0.00	0.00	0.00	0.00
	Net loan - Closing	0.00	0.00	0.00	0.00	0.00	0.00
	Average Net Loan	0.00	0.00	0.00	0.00	0.00	0.00
	Rate of Interest on Loan	10.730%	10.730%	10.730%	10.730%	10.730%	10.730%
	Interest on Loan Annualised	0.00	0.00	0.00	0.00	0.00	0.00
<b>84</b>	<b>PFC LIMITED-D84</b>						
	Gross loan - Opening	556.98	556.98	556.98	556.98	556.98	556.98
	Cumulative repayments of Loans upto previous period	556.98	556.98	556.98	556.98	556.98	556.98
	Net loan - Opening	0.00	0.00	0.00	0.00	0.00	0.00
	Increase/ Decrease due to FERV	0.00	0.00	0.00	0.00	0.00	0.00
	Increase/ Decrease due to ACE/Drawl during the period	0.00	0.00	0.00	0.00	0.00	0.00
	Total	0.00	0.00	0.00	0.00	0.00	0.00
	Repayments of Loans during the period	0.00	0.00	0.00	0.00	0.00	0.00
	Net loan - Closing	0.00	0.00	0.00	0.00	0.00	0.00
	Average Net Loan	0.00	0.00	0.00	0.00	0.00	0.00
	Rate of Interest on Loan	10.730%	10.730%	10.730%	10.730%	10.730%	10.730%
	Interest on Loan Annualised	0.00	0.00	0.00	0.00	0.00	0.00
<b>85</b>	<b>PFC LIMITED-D85</b>						
	Gross loan - Opening	3509.72	3509.72	3509.72	3509.72	3509.72	3509.72
	Cumulative repayments of Loans upto previous period	3509.72	3509.72	3509.72	3509.72	3509.72	3509.72
	Net loan - Opening	0.00	0.00	0.00	0.00	0.00	0.00
	Increase/ Decrease due to FERV	0.00	0.00	0.00	0.00	0.00	0.00
	Increase/ Decrease due to ACE/Drawl during the period	0.00	0.00	0.00	0.00	0.00	0.00
	Total	0.00	0.00	0.00	0.00	0.00	0.00
	Repayments of Loans during the period	0.00	0.00	0.00	0.00	0.00	0.00
	Net loan - Closing	0.00	0.00	0.00	0.00	0.00	0.00
	Average Net Loan	0.00	0.00	0.00	0.00	0.00	0.00
	Rate of Interest on Loan	10.730%	10.730%	10.730%	10.730%	10.730%	10.730%
	Interest on Loan Annualised	0.00	0.00	0.00	0.00	0.00	0.00
<b>86</b>	<b>PFC LIMITED-D86</b>						
	Gross loan - Opening	341.92	341.92	341.92	341.92	341.92	341.92
	Cumulative repayments of Loans upto previous period	341.92	341.92	341.92	341.92	341.92	341.92
	Net loan - Opening	0.00	0.00	0.00	0.00	0.00	0.00
	Increase/ Decrease due to FERV	0.00	0.00	0.00	0.00	0.00	0.00
	Increase/ Decrease due to ACE/Drawl during the period	0.00	0.00	0.00	0.00	0.00	0.00
	Total	0.00	0.00	0.00	0.00	0.00	0.00
	Repayments of Loans during the period	0.00	0.00	0.00	0.00	0.00	0.00
	Net loan - Closing	0.00	0.00	0.00	0.00	0.00	0.00
	Average Net Loan	0.00	0.00	0.00	0.00	0.00	0.00
	Rate of Interest on Loan	10.730%	10.730%	10.730%	10.730%	10.730%	10.730%
	Interest on Loan Annualised	0.00	0.00	0.00	0.00	0.00	0.00

अविनाश शुक्ला / AVINASH SHUKLA  
वरिष्ठ प्रबंधक (ईंजीनियरिंग)  
Sr. Manager (EEMG)  
बी.आर.वी.सी.एन. / BRBCL  
नवीनगर टी.पी.पी. / Nabinagar T.P.P.  
औरंगाबाद, बिहार / Aurangabad, Bihar

Name of the Petitioner	BRBCL
Name of the Generating Station	BRBCL, NTPP (4X250 MW)

(Amount in lacs)

Sl. no.	Particulars	2023-24 (01-04-2023 TO 31-03-2024)	2024-25 (01-04-2024 TO 31-03-2025)	2025-26 (01-04-2025 TO 31-03-2026)	2026-27 (01-04-2026 TO 31-03-2027)	2027-28 (01-04-2027 TO 31-03-2028)	2028-29 (01-04-2028 TO 31-03-2029)
<b>87</b>	<b>PFC LIMITED-D87</b>						
	Gross loan - Opening	303.32	303.32	303.32	303.32	303.32	303.32
	Cumulative repayments of Loans upto previous period	303.32	303.32	303.32	303.32	303.32	303.32
	Net loan - Opening	0.00	0.00	0.00	0.00	0.00	0.00
	Increase/ Decrease due to FERV	0.00	0.00	0.00	0.00	0.00	0.00
	Increase/ Decrease due to ACE/Drawl during the period	0.00	0.00	0.00	0.00	0.00	0.00
	Total	0.00	0.00	0.00	0.00	0.00	0.00
	Repayments of Loans during the period	0.00	0.00	0.00	0.00	0.00	0.00
	Net loan - Closing	0.00	0.00	0.00	0.00	0.00	0.00
	Average Net Loan	0.00	0.00	0.00	0.00	0.00	0.00
	Rate of Interest on Loan	10.730%	10.730%	10.730%	10.730%	10.730%	10.730%
	Interest on Loan Annualised	0.00	0.00	0.00	0.00	0.00	0.00
<b>88</b>	<b>PFC LIMITED-D88</b>						
	Gross loan - Opening	545.76	545.76	545.76	545.76	545.76	545.76
	Cumulative repayments of Loans upto previous period	545.76	545.76	545.76	545.76	545.76	545.76
	Net loan - Opening	0.00	0.00	0.00	0.00	0.00	0.00
	Increase/ Decrease due to FERV	0.00	0.00	0.00	0.00	0.00	0.00
	Increase/ Decrease due to ACE/Drawl during the period	0.00	0.00	0.00	0.00	0.00	0.00
	Total	0.00	0.00	0.00	0.00	0.00	0.00
	Repayments of Loans during the period	0.00	0.00	0.00	0.00	0.00	0.00
	Net loan - Closing	0.00	0.00	0.00	0.00	0.00	0.00
	Average Net Loan	0.00	0.00	0.00	0.00	0.00	0.00
	Rate of Interest on Loan	10.730%	10.730%	10.730%	10.730%	10.730%	10.730%
	Interest on Loan Annualised	0.00	0.00	0.00	0.00	0.00	0.00
<b>89</b>	<b>PFC LIMITED-D89</b>						
	Gross loan - Opening	151.08	151.08	151.08	151.08	151.08	151.08
	Cumulative repayments of Loans upto previous period	151.08	151.08	151.08	151.08	151.08	151.08
	Net loan - Opening	0.00	0.00	0.00	0.00	0.00	0.00
	Increase/ Decrease due to FERV	0.00	0.00	0.00	0.00	0.00	0.00
	Increase/ Decrease due to ACE/Drawl during the period	0.00	0.00	0.00	0.00	0.00	0.00
	Total	0.00	0.00	0.00	0.00	0.00	0.00
	Repayments of Loans during the period	0.00	0.00	0.00	0.00	0.00	0.00
	Net loan - Closing	0.00	0.00	0.00	0.00	0.00	0.00
	Average Net Loan	0.00	0.00	0.00	0.00	0.00	0.00
	Rate of Interest on Loan	10.730%	10.730%	10.730%	10.730%	10.730%	10.730%
	Interest on Loan Annualised	0.00	0.00	0.00	0.00	0.00	0.00
<b>90</b>	<b>PFC LIMITED-D90</b>						
	Gross loan - Opening	289.48	289.48	289.48	289.48	289.48	289.48
	Cumulative repayments of Loans upto previous period	289.48	289.48	289.48	289.48	289.48	289.48
	Net loan - Opening	0.00	0.00	0.00	0.00	0.00	0.00
	Increase/ Decrease due to FERV	0.00	0.00	0.00	0.00	0.00	0.00
	Increase/ Decrease due to ACE/Drawl during the period	0.00	0.00	0.00	0.00	0.00	0.00
	Total	0.00	0.00	0.00	0.00	0.00	0.00
	Repayments of Loans during the period	0.00	0.00	0.00	0.00	0.00	0.00
	Net loan - Closing	0.00	0.00	0.00	0.00	0.00	0.00
	Average Net Loan	0.00	0.00	0.00	0.00	0.00	0.00
	Rate of Interest on Loan	10.730%	10.730%	10.730%	10.730%	10.730%	10.730%
	Interest on Loan Annualised	0.00	0.00	0.00	0.00	0.00	0.00
<b>91</b>	<b>PFC LIMITED-D91</b>						
	Gross loan - Opening	821.67	821.67	821.67	821.67	821.67	821.67
	Cumulative repayments of Loans upto previous period	821.67	821.67	821.67	821.67	821.67	821.67
	Net loan - Opening	0.00	0.00	0.00	0.00	0.00	0.00

अविनाश शुक्ला / AVINASH SHUKLA  
वरिष्ठ प्रबंधक (ईंईएमजी)  
Sr. Manager (EEMG)  
बी.आर.डी.सी.एल. / BRBCL  
नवीनगर टी.पी.पी. / Nabinagar T.P.P.  
औरंगाबाद, बिहार / Aurangabad Bihar

Name of the Petitioner	BRBCL
Name of the Generating Station	BRBCL, NTPP (4X250 MW)

(Amount in lacs)

Sl. no.	Particulars	2023-24 (01-04-2023 TO 31-03-2024)	2024-25 (01-04-2024 TO 31-03-2025)	2025-26 (01-04-2025 TO 31-03-2026)	2026-27 (01-04-2026 TO 31-03-2027)	2027-28 (01-04-2027 TO 31-03-2028)	2028-29 (01-04-2028 TO 31-03-2029)
	Increase/ Decrease due to FERV	0.00	0.00	0.00	0.00	0.00	0.00
	Increase/ Decrease due to ACE/Drawl during the period	0.00	0.00	0.00	0.00	0.00	0.00
	Total	0.00	0.00	0.00	0.00	0.00	0.00
	Repayments of Loans during the period	0.00	0.00	0.00	0.00	0.00	0.00
	Net loan - Closing	0.00	0.00	0.00	0.00	0.00	0.00
	Average Net Loan	0.00	0.00	0.00	0.00	0.00	0.00
	Rate of Interest on Loan	10.730%	10.730%	10.730%	10.730%	10.730%	10.730%
	Interest on Loan Annualised	0.00	0.00	0.00	0.00	0.00	0.00
<b>92</b>	<b>PFC LIMITED-D92</b>						
	Gross loan - Opening	60.63	60.63	60.63	60.63	60.63	60.63
	Cumulative repayments of Loans upto previous period	60.63	60.63	60.63	60.63	60.63	60.63
	Net loan - Opening	0.00	0.00	0.00	0.00	0.00	0.00
	Increase/ Decrease due to FERV	0.00	0.00	0.00	0.00	0.00	0.00
	Increase/ Decrease due to ACE/Drawl during the period	0.00	0.00	0.00	0.00	0.00	0.00
	Total	0.00	0.00	0.00	0.00	0.00	0.00
	Repayments of Loans during the period	0.00	0.00	0.00	0.00	0.00	0.00
	Net loan - Closing	0.00	0.00	0.00	0.00	0.00	0.00
	Average Net Loan	0.00	0.00	0.00	0.00	0.00	0.00
	Rate of Interest on Loan	10.730%	10.730%	10.730%	10.730%	10.730%	10.730%
	Interest on Loan Annualised	0.00	0.00	0.00	0.00	0.00	0.00
<b>93</b>	<b>PFC LIMITED-D93</b>						
	Gross loan - Opening	1999.43	1999.43	1999.43	1999.43	1999.43	1999.43
	Cumulative repayments of Loans upto previous period	1999.43	1999.43	1999.43	1999.43	1999.43	1999.43
	Net loan - Opening	0.00	0.00	0.00	0.00	0.00	0.00
	Increase/ Decrease due to FERV	0.00	0.00	0.00	0.00	0.00	0.00
	Increase/ Decrease due to ACE/Drawl during the period	0.00	0.00	0.00	0.00	0.00	0.00
	Total	0.00	0.00	0.00	0.00	0.00	0.00
	Repayments of Loans during the period	0.00	0.00	0.00	0.00	0.00	0.00
	Net loan - Closing	0.00	0.00	0.00	0.00	0.00	0.00
	Average Net Loan	0.00	0.00	0.00	0.00	0.00	0.00
	Rate of Interest on Loan	10.730%	10.730%	10.730%	10.730%	10.730%	10.730%
	Interest on Loan Annualised	0.00	0.00	0.00	0.00	0.00	0.00
<b>94</b>	<b>PFC LIMITED-D94</b>						
	Gross loan - Opening	3000.00	3000.00	3000.00	3000.00	3000.00	3000.00
	Cumulative repayments of Loans upto previous period	3000.00	3000.00	3000.00	3000.00	3000.00	3000.00
	Net loan - Opening	0.00	0.00	0.00	0.00	0.00	0.00
	Increase/ Decrease due to FERV	0.00	0.00	0.00	0.00	0.00	0.00
	Increase/ Decrease due to ACE/Drawl during the period	0.00	0.00	0.00	0.00	0.00	0.00
	Total	0.00	0.00	0.00	0.00	0.00	0.00
	Repayments of Loans during the period	0.00	0.00	0.00	0.00	0.00	0.00
	Net loan - Closing	0.00	0.00	0.00	0.00	0.00	0.00
	Average Net Loan	0.00	0.00	0.00	0.00	0.00	0.00
	Rate of Interest on Loan	10.730%	10.730%	10.730%	10.730%	10.730%	10.730%
	Interest on Loan Annualised	0.00	0.00	0.00	0.00	0.00	0.00
<b>95</b>	<b>PFC LIMITED-D95</b>						
	Gross loan - Opening	356.98	356.98	356.98	356.98	356.98	356.98
	Cumulative repayments of Loans upto previous period	356.98	356.98	356.98	356.98	356.98	356.98
	Net loan - Opening	0.00	0.00	0.00	0.00	0.00	0.00
	Increase/ Decrease due to FERV	0.00	0.00	0.00	0.00	0.00	0.00
	Increase/ Decrease due to ACE/Drawl during the period	0.00	0.00	0.00	0.00	0.00	0.00
	Total	0.00	0.00	0.00	0.00	0.00	0.00
	Repayments of Loans during the period	0.00	0.00	0.00	0.00	0.00	0.00

अविनाश शुक्ला / ANVASH SHUKLA

Sr. Manager, E.E.D.

बी.आर.बी.सा.एन. / BRBCL

नवीनगर टी.पी.पी. / Nabinagar T.P.P.  
औरंगाबाद, बिहार / Aurangabad, Bihar

Name of the Petitioner	BRBCL
Name of the Generating Station	BRBCL, NTPP (4X250 MW)

(Amount in lacs)

Sl. no.	Particulars	2023-24 (01-04-2023 TO 31-03-2024)	2024-25 (01-04-2024 TO 31-03-2025)	2025-26 (01-04-2025 TO 31-03-2026)	2026-27 (01-04-2026 TO 31-03-2027)	2027-28 (01-04-2027 TO 31-03-2028)	2028-29 (01-04-2028 TO 31-03-2029)
	Net loan - Closing	0.00	0.00	0.00	0.00	0.00	0.00
	Average Net Loan	0.00	0.00	0.00	0.00	0.00	0.00
	Rate of Interest on Loan	10.730%	10.730%	10.730%	10.730%	10.730%	10.730%
	Interest on Loan Annualised	0.00	0.00	0.00	0.00	0.00	0.00
<b>96</b>	<b>PFC LIMITED-D96</b>						
	Gross loan - Opening	18.19	18.19	18.19	18.19	18.19	18.19
	Cumulative repayments of Loans upto previous period	18.19	18.19	18.19	18.19	18.19	18.19
	Net loan - Opening	0.00	0.00	0.00	0.00	0.00	0.00
	Increase/ Decrease due to FERV	0.00	0.00	0.00	0.00	0.00	0.00
	Increase/ Decrease due to ACE/Drawl during the period	0.00	0.00	0.00	0.00	0.00	0.00
	Total	0.00	0.00	0.00	0.00	0.00	0.00
	Repayments of Loans during the period	0.00	0.00	0.00	0.00	0.00	0.00
	Net loan - Closing	0.00	0.00	0.00	0.00	0.00	0.00
	Average Net Loan	0.00	0.00	0.00	0.00	0.00	0.00
	Rate of Interest on Loan	10.730%	10.730%	10.730%	10.730%	10.730%	10.730%
	Interest on Loan Annualised	0.00	0.00	0.00	0.00	0.00	0.00
<b>97</b>	<b>PFC LIMITED-D97</b>						
	Gross loan - Opening	672.22	672.22	672.22	672.22	672.22	672.22
	Cumulative repayments of Loans upto previous period	672.22	672.22	672.22	672.22	672.22	672.22
	Net loan - Opening	0.00	0.00	0.00	0.00	0.00	0.00
	Increase/ Decrease due to FERV	0.00	0.00	0.00	0.00	0.00	0.00
	Increase/ Decrease due to ACE/Drawl during the period	0.00	0.00	0.00	0.00	0.00	0.00
	Total	0.00	0.00	0.00	0.00	0.00	0.00
	Repayments of Loans during the period	0.00	0.00	0.00	0.00	0.00	0.00
	Net loan - Closing	0.00	0.00	0.00	0.00	0.00	0.00
	Average Net Loan	0.00	0.00	0.00	0.00	0.00	0.00
	Rate of Interest on Loan	10.730%	10.730%	10.730%	10.730%	10.730%	10.730%
	Interest on Loan Annualised	0.00	0.00	0.00	0.00	0.00	0.00
<b>98</b>	<b>PFC LIMITED-D98</b>						
	Gross loan - Opening	3782.64	3782.64	3782.64	3782.64	3782.64	3782.64
	Cumulative repayments of Loans upto previous period	3782.64	3782.64	3782.64	3782.64	3782.64	3782.64
	Net loan - Opening	0.00	0.00	0.00	0.00	0.00	0.00
	Increase/ Decrease due to FERV	0.00	0.00	0.00	0.00	0.00	0.00
	Increase/ Decrease due to ACE/Drawl during the period	0.00	0.00	0.00	0.00	0.00	0.00
	Total	0.00	0.00	0.00	0.00	0.00	0.00
	Repayments of Loans during the period	0.00	0.00	0.00	0.00	0.00	0.00
	Net loan - Closing	0.00	0.00	0.00	0.00	0.00	0.00
	Average Net Loan	0.00	0.00	0.00	0.00	0.00	0.00
	Rate of Interest on Loan	10.730%	10.730%	10.730%	10.730%	10.730%	10.730%
	Interest on Loan Annualised	0.00	0.00	0.00	0.00	0.00	0.00
<b>99</b>	<b>PFC LIMITED-D99</b>						
	Gross loan - Opening	193.04	193.04	193.04	193.04	193.04	193.04
	Cumulative repayments of Loans upto previous period	193.04	193.04	193.04	193.04	193.04	193.04
	Net loan - Opening	0.00	0.00	0.00	0.00	0.00	0.00
	Increase/ Decrease due to FERV	0.00	0.00	0.00	0.00	0.00	0.00
	Increase/ Decrease due to ACE/Drawl during the period	0.00	0.00	0.00	0.00	0.00	0.00
	Total	0.00	0.00	0.00	0.00	0.00	0.00
	Repayments of Loans during the period	0.00	0.00	0.00	0.00	0.00	0.00
	Net loan - Closing	0.00	0.00	0.00	0.00	0.00	0.00
	Average Net Loan	0.00	0.00	0.00	0.00	0.00	0.00
	Rate of Interest on Loan	10.730%	10.730%	10.730%	10.730%	10.730%	10.730%
	Interest on Loan Annualised	0.00	0.00	0.00	0.00	0.00	0.00

अविनाश शुक्ला / AVINASH SHUKLA  
 वरिष्ठ प्रबंधक (ईंईएमजी)  
 Sr. Manager (EEMG)  
 बी.आर.बी.सी.एल. / BRBCL  
 नवीनगर टी.पी.पी. / Nabinagar T.P.P.  
 औरंगाबाद, बिहार / Aurangabad, Bihar

Name of the Petitioner	BRBCL
Name of the Generating Station	BRBCL, NTPP (4X250 MW)

(Amount in lacs)

Sl. no.	Particulars	2023-24 (01-04-2023 TO 31-03-2024)	2024-25 (01-04-2024 TO 31-03-2025)	2025-26 (01-04-2025 TO 31-03-2026)	2026-27 (01-04-2026 TO 31-03-2027)	2027-28 (01-04-2027 TO 31-03-2028)	2028-29 (01-04-2028 TO 31-03-2029)
<b>100</b>	<b>PFC LIMITED-D100</b>						
	Gross loan - Opening	60.75	60.75	60.75	60.75	60.75	60.75
	Cumulative repayments of Loans upto previous period	60.75	60.75	60.75	60.75	60.75	60.75
	Net loan - Opening	0.00	0.00	0.00	0.00	0.00	0.00
	Increase/ Decrease due to FERV	0.00	0.00	0.00	0.00	0.00	0.00
	Increase/ Decrease due to ACE/Drawl during the period	0.00	0.00	0.00	0.00	0.00	0.00
	Total	0.00	0.00	0.00	0.00	0.00	0.00
	Repayments of Loans during the period	0.00	0.00	0.00	0.00	0.00	0.00
	Net loan - Closing	0.00	0.00	0.00	0.00	0.00	0.00
	Average Net Loan	0.00	0.00	0.00	0.00	0.00	0.00
	Rate of Interest on Loan	10.730%	10.730%	10.730%	10.730%	10.730%	10.730%
	Interest on Loan Annualised	0.00	0.00	0.00	0.00	0.00	0.00
<b>101</b>	<b>PFC LIMITED-D101</b>						
	Gross loan - Opening	1080.04	1080.04	1080.04	1080.04	1080.04	1080.04
	Cumulative repayments of Loans upto previous period	1080.04	1080.04	1080.04	1080.04	1080.04	1080.04
	Net loan - Opening	0.00	0.00	0.00	0.00	0.00	0.00
	Increase/ Decrease due to FERV	0.00	0.00	0.00	0.00	0.00	0.00
	Increase/ Decrease due to ACE/Drawl during the period	0.00	0.00	0.00	0.00	0.00	0.00
	Total	0.00	0.00	0.00	0.00	0.00	0.00
	Repayments of Loans during the period	0.00	0.00	0.00	0.00	0.00	0.00
	Net loan - Closing	0.00	0.00	0.00	0.00	0.00	0.00
	Average Net Loan	0.00	0.00	0.00	0.00	0.00	0.00
	Rate of Interest on Loan	10.730%	10.730%	10.730%	10.730%	10.730%	10.730%
	Interest on Loan Annualised	0.00	0.00	0.00	0.00	0.00	0.00
<b>102</b>	<b>PFC LIMITED-D102</b>						
	Gross loan - Opening	94.63	94.63	94.63	94.63	94.63	94.63
	Cumulative repayments of Loans upto previous period	94.63	94.63	94.63	94.63	94.63	94.63
	Net loan - Opening	0.00	0.00	0.00	0.00	0.00	0.00
	Increase/ Decrease due to FERV	0.00	0.00	0.00	0.00	0.00	0.00
	Increase/ Decrease due to ACE/Drawl during the period	0.00	0.00	0.00	0.00	0.00	0.00
	Total	0.00	0.00	0.00	0.00	0.00	0.00
	Repayments of Loans during the period	0.00	0.00	0.00	0.00	0.00	0.00
	Net loan - Closing	0.00	0.00	0.00	0.00	0.00	0.00
	Average Net Loan	0.00	0.00	0.00	0.00	0.00	0.00
	Rate of Interest on Loan	10.730%	10.730%	10.730%	10.730%	10.730%	10.730%
	Interest on Loan Annualised	0.00	0.00	0.00	0.00	0.00	0.00
<b>103</b>	<b>PFC LIMITED-D103</b>						
	Gross loan - Opening	510.93	510.93	510.93	510.93	510.93	510.93
	Cumulative repayments of Loans upto previous period	510.93	510.93	510.93	510.93	510.93	510.93
	Net loan - Opening	0.00	0.00	0.00	0.00	0.00	0.00
	Increase/ Decrease due to FERV	0.00	0.00	0.00	0.00	0.00	0.00
	Increase/ Decrease due to ACE/Drawl during the period	0.00	0.00	0.00	0.00	0.00	0.00
	Total	0.00	0.00	0.00	0.00	0.00	0.00
	Repayments of Loans during the period	0.00	0.00	0.00	0.00	0.00	0.00
	Net loan - Closing	0.00	0.00	0.00	0.00	0.00	0.00
	Average Net Loan	0.00	0.00	0.00	0.00	0.00	0.00
	Rate of Interest on Loan	10.730%	10.730%	10.730%	10.730%	10.730%	10.730%
	Interest on Loan Annualised	0.00	0.00	0.00	0.00	0.00	0.00
<b>104</b>	<b>PFC LIMITED-D104</b>						
	Gross loan - Opening	814.81	814.81	814.81	814.81	814.81	814.81
	Cumulative repayments of Loans upto previous period	814.81	814.81	814.81	814.81	814.81	814.81

अविनाश शुक्ला / AVINASH SHUKLA  
वरिष्ठ प्रबंधक (ईंजीनियरिंग)  
Sr. Manager (ENGINEERING)  
बी.आर.बी.सी.एल. / BRBCL  
नवीनगर टी.पी.पी. / Nabinagar T.P.P.  
औरंगाबाद, बिहार / Aurangabad, Bihar

Name of the Petitioner	BRBCL
Name of the Generating Station	BRBCL, NTPP (4X250 MW)

(Amount in lacs)

Sl. no.	Particulars	2023-24 (01-04-2023 TO 31-03-2024)	2024-25 (01-04-2024 TO 31-03-2025)	2025-26 (01-04-2025 TO 31-03-2026)	2026-27 (01-04-2026 TO 31-03-2027)	2027-28 (01-04-2027 TO 31-03-2028)	2028-29 (01-04-2028 TO 31-03-2029)
	Net loan - Opening	0.00	0.00	0.00	0.00	0.00	0.00
	Increase/ Decrease due to FERV	0.00	0.00	0.00	0.00	0.00	0.00
	Increase/ Decrease due to ACE/Drawl during the period	0.00	0.00	0.00	0.00	0.00	0.00
	Total	0.00	0.00	0.00	0.00	0.00	0.00
	Repayments of Loans during the period	0.00	0.00	0.00	0.00	0.00	0.00
	Net loan - Closing	0.00	0.00	0.00	0.00	0.00	0.00
	Average Net Loan	0.00	0.00	0.00	0.00	0.00	0.00
	Rate of Interest on Loan	10.730%	10.730%	10.730%	10.730%	10.730%	10.730%
	Interest on Loan Annualised	0.00	0.00	0.00	0.00	0.00	0.00
<b>105</b>	<b>PFC LIMITED-D105</b>						
	Gross loan -Opening	406.34	406.34	406.34	406.34	406.34	406.34
	Cumulative repayments of Loans upto previous period	406.34	406.34	406.34	406.34	406.34	406.34
	Net loan - Opening	0.00	0.00	0.00	0.00	0.00	0.00
	Increase/ Decrease due to FERV	0.00	0.00	0.00	0.00	0.00	0.00
	Increase/ Decrease due to ACE/Drawl during the period	0.00	0.00	0.00	0.00	0.00	0.00
	Total	0.00	0.00	0.00	0.00	0.00	0.00
	Repayments of Loans during the period	0.00	0.00	0.00	0.00	0.00	0.00
	Net loan - Closing	0.00	0.00	0.00	0.00	0.00	0.00
	Average Net Loan	0.00	0.00	0.00	0.00	0.00	0.00
	Rate of Interest on Loan	10.730%	10.730%	10.730%	10.730%	10.730%	10.730%
	Interest on Loan Annualised	0.00	0.00	0.00	0.00	0.00	0.00
<b>106</b>	<b>PFC LIMITED-D106</b>						
	Gross loan - Opening	346.25	346.25	346.25	346.25	346.25	346.25
	Cumulative repayments of Loans upto previous period	346.25	346.25	346.25	346.25	346.25	346.25
	Net loan - Opening	0.00	0.00	0.00	0.00	0.00	0.00
	Increase/ Decrease due to FERV	0.00	0.00	0.00	0.00	0.00	0.00
	Increase/ Decrease due to ACE/Drawl during the period	0.00	0.00	0.00	0.00	0.00	0.00
	Total	0.00	0.00	0.00	0.00	0.00	0.00
	Repayments of Loans during the period	0.00	0.00	0.00	0.00	0.00	0.00
	Net loan - Closing	0.00	0.00	0.00	0.00	0.00	0.00
	Average Net Loan	0.00	0.00	0.00	0.00	0.00	0.00
	Rate of Interest on Loan	10.730%	10.730%	10.730%	10.730%	10.730%	10.730%
	Interest on Loan Annualised	0.00	0.00	0.00	0.00	0.00	0.00
<b>107</b>	<b>PFC LIMITED-D107</b>						
	Gross loan - Opening	3000.00	3000.00	3000.00	3000.00	3000.00	3000.00
	Cumulative repayments of Loans upto previous period	3000.00	3000.00	3000.00	3000.00	3000.00	3000.00
	Net loan - Opening	0.00	0.00	0.00	0.00	0.00	0.00
	Increase/ Decrease due to FERV	0.00	0.00	0.00	0.00	0.00	0.00
	Increase/ Decrease due to ACE/Drawl during the period	0.00	0.00	0.00	0.00	0.00	0.00
	Total	0.00	0.00	0.00	0.00	0.00	0.00
	Repayments of Loans during the period	0.00	0.00	0.00	0.00	0.00	0.00
	Net loan - Closing	0.00	0.00	0.00	0.00	0.00	0.00
	Average Net Loan	0.00	0.00	0.00	0.00	0.00	0.00
	Rate of Interest on Loan	10.730%	10.730%	10.730%	10.730%	10.730%	10.730%
	Interest on Loan Annualised	0.00	0.00	0.00	0.00	0.00	0.00
<b>108</b>	<b>PFC LIMITED-D108</b>						
	Gross loan - Opening	2206.92	2206.92	2206.92	2206.92	2206.92	2206.92
	Cumulative repayments of Loans upto previous period	2206.92	2206.92	2206.92	2206.92	2206.92	2206.92
	Net loan - Opening	0.00	0.00	0.00	0.00	0.00	0.00
	Increase/ Decrease due to FERV	0.00	0.00	0.00	0.00	0.00	0.00
	Increase/ Decrease due to ACE/Drawl during the period	0.00	0.00	0.00	0.00	0.00	0.00
	Total	0.00	0.00	0.00	0.00	0.00	0.00

अविनाश शुक्ला / AVINASH SHUKLA  
वरिष्ठ प्रबंधक (ई०ई०एम०जी०)  
Sr. Manager (EEMG)  
बी.आर.वी.सी.एल. / BRBCL  
नवीनगर टी.पी.पी. / Nabinagar T.P.P.  
औरंगाबाद, बिहार / Aurangabad, Bihar

Name of the Petitioner	BRBCL
Name of the Generating Station	BRBCL, NTPP (4X250 MW)

(Amount in lacs)

Sl. no.	Particulars	2023-24 (01-04-2023 TO 31-03-2024)	2024-25 (01-04-2024 TO 31-03-2025)	2025-26 (01-04-2025 TO 31-03-2026)	2026-27 (01-04-2026 TO 31-03-2027)	2027-28 (01-04-2027 TO 31-03-2028)	2028-29 (01-04-2028 TO 31-03-2029)
	Repayments of Loans during the period	0.00	0.00	0.00	0.00	0.00	0.00
	Net loan - Closing	0.00	0.00	0.00	0.00	0.00	0.00
	Average Net Loan	0.00	0.00	0.00	0.00	0.00	0.00
	Rate of Interest on Loan	10.730%	10.730%	10.730%	10.730%	10.730%	10.730%
	Interest on Loan Annualised	0.00	0.00	0.00	0.00	0.00	0.00
<b>109</b>	<b>PFC LIMITED-D109</b>						
	Gross loan - Opening	2940.67	2940.67	2940.67	2940.67	2940.67	2940.67
	Cumulative repayments of Loans upto previous period	2940.67	2940.67	2940.67	2940.67	2940.67	2940.67
	Net loan - Opening	0.00	0.00	0.00	0.00	0.00	0.00
	Increase/ Decrease due to FERV	0.00	0.00	0.00	0.00	0.00	0.00
	Increase/ Decrease due to ACE/Drawl during the period	0.00	0.00	0.00	0.00	0.00	0.00
	Total	0.00	0.00	0.00	0.00	0.00	0.00
	Repayments of Loans during the period	0.00	0.00	0.00	0.00	0.00	0.00
	Net loan - Closing	0.00	0.00	0.00	0.00	0.00	0.00
	Average Net Loan	0.00	0.00	0.00	0.00	0.00	0.00
	Rate of Interest on Loan	10.730%	10.730%	10.730%	10.730%	10.730%	10.730%
	Interest on Loan Annualised	0.00	0.00	0.00	0.00	0.00	0.00
<b>110</b>	<b>PFC LIMITED-D110</b>						
	Gross loan - Opening	1239.52	1239.52	1239.52	1239.52	1239.52	1239.52
	Cumulative repayments of Loans upto previous period	1239.52	1239.52	1239.52	1239.52	1239.52	1239.52
	Net loan - Opening	0.00	0.00	0.00	0.00	0.00	0.00
	Increase/ Decrease due to FERV	0.00	0.00	0.00	0.00	0.00	0.00
	Increase/ Decrease due to ACE/Drawl during the period	0.00	0.00	0.00	0.00	0.00	0.00
	Total	0.00	0.00	0.00	0.00	0.00	0.00
	Repayments of Loans during the period	0.00	0.00	0.00	0.00	0.00	0.00
	Net loan - Closing	0.00	0.00	0.00	0.00	0.00	0.00
	Average Net Loan	0.00	0.00	0.00	0.00	0.00	0.00
	Rate of Interest on Loan	10.730%	10.730%	10.730%	10.730%	10.730%	10.730%
	Interest on Loan Annualised	0.00	0.00	0.00	0.00	0.00	0.00
<b>111</b>	<b>PFC LIMITED-D111</b>						
	Gross loan - Opening	666.69	666.69	666.69	666.69	666.69	666.69
	Cumulative repayments of Loans upto previous period	666.69	666.69	666.69	666.69	666.69	666.69
	Net loan - Opening	0.00	0.00	0.00	0.00	0.00	0.00
	Increase/ Decrease due to FERV	0.00	0.00	0.00	0.00	0.00	0.00
	Increase/ Decrease due to ACE/Drawl during the period	0.00	0.00	0.00	0.00	0.00	0.00
	Total	0.00	0.00	0.00	0.00	0.00	0.00
	Repayments of Loans during the period	0.00	0.00	0.00	0.00	0.00	0.00
	Net loan - Closing	0.00	0.00	0.00	0.00	0.00	0.00
	Average Net Loan	0.00	0.00	0.00	0.00	0.00	0.00
	Rate of Interest on Loan	10.730%	10.730%	10.730%	10.730%	10.730%	10.730%
	Interest on Loan Annualised	0.00	0.00	0.00	0.00	0.00	0.00
<b>112</b>	<b>PFC LIMITED-D112</b>						
	Gross loan - Opening	12.60	12.60	12.60	12.60	12.60	12.60
	Cumulative repayments of Loans upto previous period	12.60	12.60	12.60	12.60	12.60	12.60
	Net loan - Opening	0.00	0.00	0.00	0.00	0.00	0.00
	Increase/ Decrease due to FERV	0.00	0.00	0.00	0.00	0.00	0.00
	Increase/ Decrease due to ACE/Drawl during the period	0.00	0.00	0.00	0.00	0.00	0.00
	Total	0.00	0.00	0.00	0.00	0.00	0.00
	Repayments of Loans during the period	0.00	0.00	0.00	0.00	0.00	0.00
	Net loan - Closing	0.00	0.00	0.00	0.00	0.00	0.00
	Average Net Loan	0.00	0.00	0.00	0.00	0.00	0.00
	Rate of Interest on Loan	10.730%	10.730%	10.730%	10.730%	10.730%	10.730%

अविनाश शुक्ला / AVINASH SHUKLA  
वरिष्ठ प्रबंधक (ईंजीनियरिंग)  
Sr. Manager (EEMG)  
बी.आर.टी.सी.एल. / BRBCL  
नवीनगर टी.पी.पी. / Nabinagar T.P.P.  
औरंगाबाद, बिहार / Aurangabad, Bihar

Name of the Petitioner	BRBCL
Name of the Generating Station	BRBCL, NTPP (4X250 MW)

(Amount in lacs)

Sl. no.	Particulars	2023-24 (01-04-2023 TO 31-03-2024)	2024-25 (01-04-2024 TO 31-03-2025)	2025-26 (01-04-2025 TO 31-03-2026)	2026-27 (01-04-2026 TO 31-03-2027)	2027-28 (01-04-2027 TO 31-03-2028)	2028-29 (01-04-2028 TO 31-03-2029)
	Interest on Loan Annualised	0.00	0.00	0.00	0.00	0.00	0.00
<b>113</b>	<b>PFC LIMITED-D113</b>						
	Gross loan - Opening	4115.71	4115.71	4115.71	4115.71	4115.71	4115.71
	Cumulative repayments of Loans upto previous period	4115.71	4115.71	4115.71	4115.71	4115.71	4115.71
	Net loan - Opening	0.00	0.00	0.00	0.00	0.00	0.00
	Increase/ Decrease due to FERV	0.00	0.00	0.00	0.00	0.00	0.00
	Increase/ Decrease due to ACE/Drawl during the period	0.00	0.00	0.00	0.00	0.00	0.00
	Total	0.00	0.00	0.00	0.00	0.00	0.00
	Repayments of Loans during the period	0.00	0.00	0.00	0.00	0.00	0.00
	Net loan - Closing	0.00	0.00	0.00	0.00	0.00	0.00
	Average Net Loan	0.00	0.00	0.00	0.00	0.00	0.00
	Rate of Interest on Loan	9.430%	9.430%	9.430%	9.430%	9.430%	9.430%
	Interest on Loan Annualised	0.00	0.00	0.00	0.00	0.00	0.00
<b>114</b>	<b>PFC LIMITED-D114</b>						
	Gross loan - Opening	283.96	283.96	283.96	283.96	283.96	283.96
	Cumulative repayments of Loans upto previous period	283.96	283.96	283.96	283.96	283.96	283.96
	Net loan - Opening	0.00	0.00	0.00	0.00	0.00	0.00
	Increase/ Decrease due to FERV	0.00	0.00	0.00	0.00	0.00	0.00
	Increase/ Decrease due to ACE/Drawl during the period	0.00	0.00	0.00	0.00	0.00	0.00
	Total	0.00	0.00	0.00	0.00	0.00	0.00
	Repayments of Loans during the period	0.00	0.00	0.00	0.00	0.00	0.00
	Net loan - Closing	0.00	0.00	0.00	0.00	0.00	0.00
	Average Net Loan	0.00	0.00	0.00	0.00	0.00	0.00
	Rate of Interest on Loan	9.430%	9.430%	9.430%	9.430%	9.430%	9.430%
	Interest on Loan Annualised	0.00	0.00	0.00	0.00	0.00	0.00
<b>115</b>	<b>PFC LIMITED-D115</b>						
	Gross loan - Opening	178.30	178.30	178.30	178.30	178.30	178.30
	Cumulative repayments of Loans upto previous period	178.30	178.30	178.30	178.30	178.30	178.30
	Net loan - Opening	0.00	0.00	0.00	0.00	0.00	0.00
	Increase/ Decrease due to FERV	0.00	0.00	0.00	0.00	0.00	0.00
	Increase/ Decrease due to ACE/Drawl during the period	0.00	0.00	0.00	0.00	0.00	0.00
	Total	0.00	0.00	0.00	0.00	0.00	0.00
	Repayments of Loans during the period	0.00	0.00	0.00	0.00	0.00	0.00
	Net loan - Closing	0.00	0.00	0.00	0.00	0.00	0.00
	Average Net Loan	0.00	0.00	0.00	0.00	0.00	0.00
	Rate of Interest on Loan	9.430%	9.430%	9.430%	9.430%	9.430%	9.430%
	Interest on Loan Annualised	0.00	0.00	0.00	0.00	0.00	0.00
<b>116</b>	<b>PFC LIMITED-D116</b>						
	Gross loan - Opening	29.82	29.82	29.82	29.82	29.82	29.82
	Cumulative repayments of Loans upto previous period	29.82	29.82	29.82	29.82	29.82	29.82
	Net loan - Opening	0.00	0.00	0.00	0.00	0.00	0.00
	Increase/ Decrease due to FERV	0.00	0.00	0.00	0.00	0.00	0.00
	Increase/ Decrease due to ACE/Drawl during the period	0.00	0.00	0.00	0.00	0.00	0.00
	Total	0.00	0.00	0.00	0.00	0.00	0.00
	Repayments of Loans during the period	0.00	0.00	0.00	0.00	0.00	0.00
	Net loan - Closing	0.00	0.00	0.00	0.00	0.00	0.00
	Average Net Loan	0.00	0.00	0.00	0.00	0.00	0.00
	Rate of Interest on Loan	9.430%	9.430%	9.430%	9.430%	9.430%	9.430%
	Interest on Loan Annualised	0.00	0.00	0.00	0.00	0.00	0.00
<b>117</b>	<b>PFC LIMITED-D117</b>						
	Gross loan - Opening	185.70	185.70	185.70	185.70	185.70	185.70

अविनाश शुक्ला / AVINASH SHUKLA  
 वरिष्ठ प्रबंधक (ईंजीनियरिंग)  
 Sr. Manager (Engineering)  
 बी.आर.डी. सी.एन.डी. प्रोजेक्ट,  
 नवीनगर टोपीडी / नवीनगर, एन.पी.  
 औरंगाबाद, महाराष्ट्र



Name of the Petitioner	BRBCL
Name of the Generating Station	BRBCL, NTPP (4X250 MW)

(Amount in lacs)

Sl. no.	Particulars	2023-24 (01-04-2023 TO 31-03-2024)	2024-25 (01-04-2024 TO 31-03-2025)	2025-26 (01-04-2025 TO 31-03-2026)	2026-27 (01-04-2026 TO 31-03-2027)	2027-28 (01-04-2027 TO 31-03-2028)	2028-29 (01-04-2028 TO 31-03-2029)
	Cumulative repayments of Loans upto previous period	185.70	185.70	185.70	185.70	185.70	185.70
	Net loan - Opening	0.00	0.00	0.00	0.00	0.00	0.00
	Increase/ Decrease due to FERV	0.00	0.00	0.00	0.00	0.00	0.00
	Increase/ Decrease due to ACE/Drawl during the period	0.00	0.00	0.00	0.00	0.00	0.00
	Total	0.00	0.00	0.00	0.00	0.00	0.00
	Repayments of Loans during the period	0.00	0.00	0.00	0.00	0.00	0.00
	Net loan - Closing	0.00	0.00	0.00	0.00	0.00	0.00
	Average Net Loan	0.00	0.00	0.00	0.00	0.00	0.00
	Rate of Interest on Loan	9.430%	9.430%	9.430%	9.430%	9.430%	9.430%
	Interest on Loan Annualised	0.00	0.00	0.00	0.00	0.00	0.00
<b>118</b>	<b>PFC LIMITED-D118</b>						
	Gross loan - Opening	702.70	702.70	702.70	702.70	702.70	702.70
	Cumulative repayments of Loans upto previous period	702.70	702.70	702.70	702.70	702.70	702.70
	Net loan - Opening	0.00	0.00	0.00	0.00	0.00	0.00
	Increase/ Decrease due to FERV	0.00	0.00	0.00	0.00	0.00	0.00
	Increase/ Decrease due to ACE/Drawl during the period	0.00	0.00	0.00	0.00	0.00	0.00
	Total	0.00	0.00	0.00	0.00	0.00	0.00
	Repayments of Loans during the period	0.00	0.00	0.00	0.00	0.00	0.00
	Net loan - Closing	0.00	0.00	0.00	0.00	0.00	0.00
	Average Net Loan	0.00	0.00	0.00	0.00	0.00	0.00
	Rate of Interest on Loan	9.430%	9.430%	9.430%	9.430%	9.430%	9.430%
	Interest on Loan Annualised	0.00	0.00	0.00	0.00	0.00	0.00
<b>119</b>	<b>PFC LIMITED-D119</b>						
	Gross loan - Opening	234.51	234.51	234.51	234.51	234.51	234.51
	Cumulative repayments of Loans upto previous period	234.51	234.51	234.51	234.51	234.51	234.51
	Net loan - Opening	0.00	0.00	0.00	0.00	0.00	0.00
	Increase/ Decrease due to FERV	0.00	0.00	0.00	0.00	0.00	0.00
	Increase/ Decrease due to ACE/Drawl during the period	0.00	0.00	0.00	0.00	0.00	0.00
	Total	0.00	0.00	0.00	0.00	0.00	0.00
	Repayments of Loans during the period	0.00	0.00	0.00	0.00	0.00	0.00
	Net loan - Closing	0.00	0.00	0.00	0.00	0.00	0.00
	Average Net Loan	0.00	0.00	0.00	0.00	0.00	0.00
	Rate of Interest on Loan	9.430%	9.430%	9.430%	9.430%	9.430%	9.430%
	Interest on Loan Annualised	0.00	0.00	0.00	0.00	0.00	0.00
<b>120</b>	<b>PFC LIMITED-D120</b>						
	Gross loan - Opening	4606.28	4606.28	4606.28	4606.28	4606.28	4606.28
	Cumulative repayments of Loans upto previous period	4606.28	4606.28	4606.28	4606.28	4606.28	4606.28
	Net loan - Opening	0.00	0.00	0.00	0.00	0.00	0.00
	Increase/ Decrease due to FERV	0.00	0.00	0.00	0.00	0.00	0.00
	Increase/ Decrease due to ACE/Drawl during the period	0.00	0.00	0.00	0.00	0.00	0.00
	Total	0.00	0.00	0.00	0.00	0.00	0.00
	Repayments of Loans during the period	0.00	0.00	0.00	0.00	0.00	0.00
	Net loan - Closing	0.00	0.00	0.00	0.00	0.00	0.00
	Average Net Loan	0.00	0.00	0.00	0.00	0.00	0.00
	Rate of Interest on Loan	9.430%	9.430%	9.430%	9.430%	9.430%	9.430%
	Interest on Loan Annualised	0.00	0.00	0.00	0.00	0.00	0.00
<b>121</b>	<b>PFC LIMITED-D121</b>						
	Gross loan - Opening	1586.89	1586.89	1586.89	1586.89	1586.89	1586.89
	Cumulative repayments of Loans upto previous period	1586.89	1586.89	1586.89	1586.89	1586.89	1586.89
	Net loan - Opening	0.00	0.00	0.00	0.00	0.00	0.00
	Increase/ Decrease due to FERV	0.00	0.00	0.00	0.00	0.00	0.00
	Increase/ Decrease due to ACE/Drawl during the period	0.00	0.00	0.00	0.00	0.00	0.00

अविनाश शुक्ला / AVINASH SHUKLA  
वरिष्ठ प्रबंधक (ईंईएमसी)  
Sr. Manager (EEMG)  
बी.आर.वी.सी.एन. / BRBCL  
नवीनगर टी.पी.पी. / Nabinagar T.P.P.  
औरंगाबाद, बिहार / Aurangabad, Bihar



Name of the Petitioner	BRBCL
Name of the Generating Station	BRBCL, NTPP (4X250 MW)

(Amount in laes)

Sl. no.	Particulars	2023-24 (01-04-2023 TO 31-03-2024)	2024-25 (01-04-2024 TO 31-03-2025)	2025-26 (01-04-2025 TO 31-03-2026)	2026-27 (01-04-2026 TO 31-03-2027)	2027-28 (01-04-2027 TO 31-03-2028)	2028-29 (01-04-2028 TO 31-03-2029)
	Total	0.00	0.00	0.00	0.00	0.00	0.00
	Repayments of Loans during the period	0.00	0.00	0.00	0.00	0.00	0.00
	Net loan - Closing	0.00	0.00	0.00	0.00	0.00	0.00
	Average Net Loan	0.00	0.00	0.00	0.00	0.00	0.00
	Rate of Interest on Loan	9.430%	9.430%	9.430%	9.430%	9.430%	9.430%
	Interest on Loan Annualised	0.00	0.00	0.00	0.00	0.00	0.00
<b>122</b>	<b>PFC LIMITED-D122</b>						
	Gross loan - Opening	37.00	37.00	37.00	37.00	37.00	37.00
	Cumulative repayments of Loans upto previous period	37.00	37.00	37.00	37.00	37.00	37.00
	Net loan - Opening	0.00	0.00	0.00	0.00	0.00	0.00
	Increase/ Decrease due to FERV	0.00	0.00	0.00	0.00	0.00	0.00
	Increase/ Decrease due to ACE/Drawl during the period	0.00	0.00	0.00	0.00	0.00	0.00
	Total	0.00	0.00	0.00	0.00	0.00	0.00
	Repayments of Loans during the period	0.00	0.00	0.00	0.00	0.00	0.00
	Net loan - Closing	0.00	0.00	0.00	0.00	0.00	0.00
	Average Net Loan	0.00	0.00	0.00	0.00	0.00	0.00
	Rate of Interest on Loan	9.430%	9.430%	9.430%	9.430%	9.430%	9.430%
	Interest on Loan Annualised	0.00	0.00	0.00	0.00	0.00	0.00
<b>123</b>	<b>PFC LIMITED-D123</b>						
	Gross loan - Opening	494.10	494.10	494.10	494.10	494.10	494.10
	Cumulative repayments of Loans upto previous period	494.10	494.10	494.10	494.10	494.10	494.10
	Net loan - Opening	0.00	0.00	0.00	0.00	0.00	0.00
	Increase/ Decrease due to FERV	0.00	0.00	0.00	0.00	0.00	0.00
	Increase/ Decrease due to ACE/Drawl during the period	0.00	0.00	0.00	0.00	0.00	0.00
	Total	0.00	0.00	0.00	0.00	0.00	0.00
	Repayments of Loans during the period	0.00	0.00	0.00	0.00	0.00	0.00
	Net loan - Closing	0.00	0.00	0.00	0.00	0.00	0.00
	Average Net Loan	0.00	0.00	0.00	0.00	0.00	0.00
	Rate of Interest on Loan	9.430%	9.430%	9.430%	9.430%	9.430%	9.430%
	Interest on Loan Annualised	0.00	0.00	0.00	0.00	0.00	0.00
<b>124</b>	<b>PFC LIMITED-D124</b>						
	Gross loan - Opening	16.91	16.91	16.91	16.91	16.91	16.91
	Cumulative repayments of Loans upto previous period	16.91	16.91	16.91	16.91	16.91	16.91
	Net loan - Opening	0.00	0.00	0.00	0.00	0.00	0.00
	Increase/ Decrease due to FERV	0.00	0.00	0.00	0.00	0.00	0.00
	Increase/ Decrease due to ACE/Drawl during the period	0.00	0.00	0.00	0.00	0.00	0.00
	Total	0.00	0.00	0.00	0.00	0.00	0.00
	Repayments of Loans during the period	0.00	0.00	0.00	0.00	0.00	0.00
	Net loan - Closing	0.00	0.00	0.00	0.00	0.00	0.00
	Average Net Loan	0.00	0.00	0.00	0.00	0.00	0.00
	Rate of Interest on Loan	9.430%	9.430%	9.430%	9.430%	9.430%	9.430%
	Interest on Loan Annualised	0.00	0.00	0.00	0.00	0.00	0.00
<b>125</b>	<b>PFC LIMITED-D125</b>						
	Gross loan - Opening	4841.34	4841.34	4841.34	4841.34	4841.34	4841.34
	Cumulative repayments of Loans upto previous period	4841.34	4841.34	4841.34	4841.34	4841.34	4841.34
	Net loan - Opening	0.00	0.00	0.00	0.00	0.00	0.00
	Increase/ Decrease due to FERV	0.00	0.00	0.00	0.00	0.00	0.00
	Increase/ Decrease due to ACE/Drawl during the period	0.00	0.00	0.00	0.00	0.00	0.00
	Total	0.00	0.00	0.00	0.00	0.00	0.00
	Repayments of Loans during the period	0.00	0.00	0.00	0.00	0.00	0.00
	Net loan - Closing	0.00	0.00	0.00	0.00	0.00	0.00
	Average Net Loan	0.00	0.00	0.00	0.00	0.00	0.00

अविनाश शुक्ला / AVINASH SHUKLA

वरिष्ठ प्रबंधक (ईंजीनियरिंग)

Sr. Manager (EEMG)

बी.अर.वी.सी.एन. / BRBCL

नवीनगर टी.पी.पी. / Nabinajar T.P.P.

औरंगाबाद, बिहार / Aurangabad, Bihar

Name of the Petitioner	BRBCL
Name of the Generating Station	BRBCL, NTPP (4X250 MW)

(Amount in lacs)

Sl. no.	Particulars	2023-24 (01-04-2023 TO 31-03-2024)	2024-25 (01-04-2024 TO 31-03-2025)	2025-26 (01-04-2025 TO 31-03-2026)	2026-27 (01-04-2026 TO 31-03-2027)	2027-28 (01-04-2027 TO 31-03-2028)	2028-29 (01-04-2028 TO 31-03-2029)
	Rate of Interest on Loan	9.430%	9.430%	9.430%	9.430%	9.430%	9.430%
	Interest on Loan Annualised	0.00	0.00	0.00	0.00	0.00	0.00
<b>126</b>	<b>PFC LIMITED-D126</b>						
	Gross loan - Opening	1192.72	1192.72	1192.72	1192.72	1192.72	1192.72
	Cumulative repayments of Loans upto previous period	1192.72	1192.72	1192.72	1192.72	1192.72	1192.72
	Net loan - Opening	0.00	0.00	0.00	0.00	0.00	0.00
	Increase/ Decrease due to FERV	0.00	0.00	0.00	0.00	0.00	0.00
	Increase/ Decrease due to ACE/Drawl during the period	0.00	0.00	0.00	0.00	0.00	0.00
	Total	0.00	0.00	0.00	0.00	0.00	0.00
	Repayments of Loans during the period	0.00	0.00	0.00	0.00	0.00	0.00
	Net loan - Closing	0.00	0.00	0.00	0.00	0.00	0.00
	Average Net Loan	0.00	0.00	0.00	0.00	0.00	0.00
	Rate of Interest on Loan	9.430%	9.430%	9.430%	9.430%	9.430%	9.430%
	Interest on Loan Annualised	0.00	0.00	0.00	0.00	0.00	0.00
<b>127</b>	<b>PFC LIMITED-D127</b>						
	Gross loan - Opening	46.09	46.09	46.09	46.09	46.09	46.09
	Cumulative repayments of Loans upto previous period	46.09	46.09	46.09	46.09	46.09	46.09
	Net loan - Opening	0.00	0.00	0.00	0.00	0.00	0.00
	Increase/ Decrease due to FERV	0.00	0.00	0.00	0.00	0.00	0.00
	Increase/ Decrease due to ACE/Drawl during the period	0.00	0.00	0.00	0.00	0.00	0.00
	Total	0.00	0.00	0.00	0.00	0.00	0.00
	Repayments of Loans during the period	0.00	0.00	0.00	0.00	0.00	0.00
	Net loan - Closing	0.00	0.00	0.00	0.00	0.00	0.00
	Average Net Loan	0.00	0.00	0.00	0.00	0.00	0.00
	Rate of Interest on Loan	9.430%	9.430%	9.430%	9.430%	9.430%	9.430%
	Interest on Loan Annualised	0.00	0.00	0.00	0.00	0.00	0.00
<b>128</b>	<b>PFC LIMITED-D128</b>						
	Gross loan - Opening	510.52	510.52	510.52	510.52	510.52	510.52
	Cumulative repayments of Loans upto previous period	510.52	510.52	510.52	510.52	510.52	510.52
	Net loan - Opening	0.00	0.00	0.00	0.00	0.00	0.00
	Increase/ Decrease due to FERV	0.00	0.00	0.00	0.00	0.00	0.00
	Increase/ Decrease due to ACE/Drawl during the period	0.00	0.00	0.00	0.00	0.00	0.00
	Total	0.00	0.00	0.00	0.00	0.00	0.00
	Repayments of Loans during the period	0.00	0.00	0.00	0.00	0.00	0.00
	Net loan - Closing	0.00	0.00	0.00	0.00	0.00	0.00
	Average Net Loan	0.00	0.00	0.00	0.00	0.00	0.00
	Rate of Interest on Loan	9.430%	9.430%	9.430%	9.430%	9.430%	9.430%
	Interest on Loan Annualised	0.00	0.00	0.00	0.00	0.00	0.00
<b>129</b>	<b>PFC LIMITED-D129</b>						
	Gross loan - Opening	170.35	170.35	170.35	170.35	170.35	170.35
	Cumulative repayments of Loans upto previous period	170.35	170.35	170.35	170.35	170.35	170.35
	Net loan - Opening	0.00	0.00	0.00	0.00	0.00	0.00
	Increase/ Decrease due to FERV	0.00	0.00	0.00	0.00	0.00	0.00
	Increase/ Decrease due to ACE/Drawl during the period	0.00	0.00	0.00	0.00	0.00	0.00
	Total	0.00	0.00	0.00	0.00	0.00	0.00
	Repayments of Loans during the period	0.00	0.00	0.00	0.00	0.00	0.00
	Net loan - Closing	0.00	0.00	0.00	0.00	0.00	0.00
	Average Net Loan	0.00	0.00	0.00	0.00	0.00	0.00
	Rate of Interest on Loan	9.430%	9.430%	9.430%	9.430%	9.430%	9.430%
	Interest on Loan Annualised	0.00	0.00	0.00	0.00	0.00	0.00
<b>130</b>	<b>PFC LIMITED-D130</b>						

अविनाश शुक्ला / AVINASH SHUKLA  
 वरिष्ठ प्रबंधक (ईंजीनियरिंग)  
 Sr. Manager (ELIIG)  
 बी.आर.बी.सी.एल. / BRBCL  
 नवीनगर टी.पी.पी. / Nabinagar T.P.P.  
 औरंगाबाद, बिहार / Aurangabad, Bihar

Name of the Petitioner	BRBCL
Name of the Generating Station	BRBCL, NTPP (4X250 MW)

(Amount in lacs)

Sl. no.	Particulars	2023-24 (01-04-2023 TO 31-03-2024)	2024-25 (01-04-2024 TO 31-03-2025)	2025-26 (01-04-2025 TO 31-03-2026)	2026-27 (01-04-2026 TO 31-03-2027)	2027-28 (01-04-2027 TO 31-03-2028)	2028-29 (01-04-2028 TO 31-03-2029)
	Gross loan - Opening	66.32	66.32	66.32	66.32	66.32	66.32
	Cumulative repayments of Loans upto previous period	66.32	66.32	66.32	66.32	66.32	66.32
	Net loan - Opening	0.00	0.00	0.00	0.00	0.00	0.00
	Increase/ Decrease due to FERV	0.00	0.00	0.00	0.00	0.00	0.00
	Increase/ Decrease due to ACE/Drawl during the period	0.00	0.00	0.00	0.00	0.00	0.00
	Total	0.00	0.00	0.00	0.00	0.00	0.00
	Repayments of Loans during the period	0.00	0.00	0.00	0.00	0.00	0.00
	Net loan - Closing	0.00	0.00	0.00	0.00	0.00	0.00
	Average Net Loan	0.00	0.00	0.00	0.00	0.00	0.00
	Rate of Interest on Loan	9.430%	9.430%	9.430%	9.430%	9.430%	9.430%
	Interest on Loan Annualised	0.00	0.00	0.00	0.00	0.00	0.00
<b>131</b>	<b>PFC LIMITED-D131</b>						
	Gross loan - Opening	1834.97	1834.97	1834.97	1834.97	1834.97	1834.97
	Cumulative repayments of Loans upto previous period	1834.97	1834.97	1834.97	1834.97	1834.97	1834.97
	Net loan - Opening	0.00	0.00	0.00	0.00	0.00	0.00
	Increase/ Decrease due to FERV	0.00	0.00	0.00	0.00	0.00	0.00
	Increase/ Decrease due to ACE/Drawl during the period	0.00	0.00	0.00	0.00	0.00	0.00
	Total	0.00	0.00	0.00	0.00	0.00	0.00
	Repayments of Loans during the period	0.00	0.00	0.00	0.00	0.00	0.00
	Net loan - Closing	0.00	0.00	0.00	0.00	0.00	0.00
	Average Net Loan	0.00	0.00	0.00	0.00	0.00	0.00
	Rate of Interest on Loan	9.430%	9.430%	9.430%	9.430%	9.430%	9.430%
	Interest on Loan Annualised	0.00	0.00	0.00	0.00	0.00	0.00
<b>132</b>	<b>PFC LIMITED-D132</b>						
	Gross loan - Opening	3200.00	3200.00	3200.00	3200.00	3200.00	3200.00
	Cumulative repayments of Loans upto previous period	3200.00	3200.00	3200.00	3200.00	3200.00	3200.00
	Net loan - Opening	0.00	0.00	0.00	0.00	0.00	0.00
	Increase/ Decrease due to FERV	0.00	0.00	0.00	0.00	0.00	0.00
	Increase/ Decrease due to ACE/Drawl during the period	0.00	0.00	0.00	0.00	0.00	0.00
	Total	0.00	0.00	0.00	0.00	0.00	0.00
	Repayments of Loans during the period	0.00	0.00	0.00	0.00	0.00	0.00
	Net loan - Closing	0.00	0.00	0.00	0.00	0.00	0.00
	Average Net Loan	0.00	0.00	0.00	0.00	0.00	0.00
	Rate of Interest on Loan	9.430%	9.430%	9.430%	9.430%	9.430%	9.430%
	Interest on Loan Annualised	0.00	0.00	0.00	0.00	0.00	0.00
<b>133</b>	<b>PFC LIMITED-D133</b>						
	Gross loan - Opening	171.92	171.92	171.92	171.92	171.92	171.92
	Cumulative repayments of Loans upto previous period	171.92	171.92	171.92	171.92	171.92	171.92
	Net loan - Opening	0.00	0.00	0.00	0.00	0.00	0.00
	Increase/ Decrease due to FERV	0.00	0.00	0.00	0.00	0.00	0.00
	Increase/ Decrease due to ACE/Drawl during the period	0.00	0.00	0.00	0.00	0.00	0.00
	Total	0.00	0.00	0.00	0.00	0.00	0.00
	Repayments of Loans during the period	0.00	0.00	0.00	0.00	0.00	0.00
	Net loan - Closing	0.00	0.00	0.00	0.00	0.00	0.00
	Average Net Loan	0.00	0.00	0.00	0.00	0.00	0.00
	Rate of Interest on Loan	9.430%	9.430%	9.430%	9.430%	9.430%	9.430%
	Interest on Loan Annualised	0.00	0.00	0.00	0.00	0.00	0.00
<b>134</b>	<b>PFC LIMITED-D134</b>						
	Gross loan - Opening	5083.87	5083.87	5083.87	5083.87	5083.87	5083.87
	Cumulative repayments of Loans upto previous period	5083.87	5083.87	5083.87	5083.87	5083.87	5083.87
	Net loan - Opening	0.00	0.00	0.00	0.00	0.00	0.00
	Increase/ Decrease due to FERV	0.00	0.00	0.00	0.00	0.00	0.00

अविनाश शुक्ला / AVINASH SHUKLA  
वरिष्ठ प्रबंधक (ईंईएमजी)  
Sr. Manager (EEMG)  
बी.आर.बी.सी.एल. / BRBCL  
नवीनगर टी.पी.पी. / Nabinagar T.P.P.  
औरंगाबाद, बिहार / Aurangabad, Bihar

Name of the Petitioner	BRBCL
Name of the Generating Station	BRBCL, NTPP (4X250 MW)

(Amount in lacs)

Sl. no.	Particulars	2023-24 (01-04-2023 TO 31-03-2024)	2024-25 (01-04-2024 TO 31-03-2025)	2025-26 (01-04-2025 TO 31-03-2026)	2026-27 (01-04-2026 TO 31-03-2027)	2027-28 (01-04-2027 TO 31-03-2028)	2028-29 (01-04-2028 TO 31-03-2029)
	Increase/ Decrease due to ACE/Drawl during the period	0.00	0.00	0.00	0.00	0.00	0.00
	Total	0.00	0.00	0.00	0.00	0.00	0.00
	Repayments of Loans during the period	0.00	0.00	0.00	0.00	0.00	0.00
	Net loan - Closing	0.00	0.00	0.00	0.00	0.00	0.00
	Average Net Loan	0.00	0.00	0.00	0.00	0.00	0.00
	Rate of Interest on Loan	9.430%	9.430%	9.430%	9.430%	9.430%	9.430%
	Interest on Loan Annualised	0.00	0.00	0.00	0.00	0.00	0.00
<b>135</b>	<b>PFC LIMITED-D135</b>						
	Gross loan - Opening	171.30	171.30	171.30	171.30	171.30	171.30
	Cumulative repayments of Loans upto previous period	171.30	171.30	171.30	171.30	171.30	171.30
	Net loan - Opening	0.00	0.00	0.00	0.00	0.00	0.00
	Increase/ Decrease due to FERV	0.00	0.00	0.00	0.00	0.00	0.00
	Increase/ Decrease due to ACE/Drawl during the period	0.00	0.00	0.00	0.00	0.00	0.00
	Total	0.00	0.00	0.00	0.00	0.00	0.00
	Repayments of Loans during the period	0.00	0.00	0.00	0.00	0.00	0.00
	Net loan - Closing	0.00	0.00	0.00	0.00	0.00	0.00
	Average Net Loan	0.00	0.00	0.00	0.00	0.00	0.00
	Rate of Interest on Loan	9.430%	9.430%	9.430%	9.430%	9.430%	9.430%
	Interest on Loan Annualised	0.00	0.00	0.00	0.00	0.00	0.00
<b>136</b>	<b>PFC LIMITED-D136</b>						
	Gross loan - Opening	657.77	657.77	657.77	657.77	657.77	657.77
	Cumulative repayments of Loans upto previous period	657.77	657.77	657.77	657.77	657.77	657.77
	Net loan - Opening	0.00	0.00	0.00	0.00	0.00	0.00
	Increase/ Decrease due to FERV	0.00	0.00	0.00	0.00	0.00	0.00
	Increase/ Decrease due to ACE/Drawl during the period	0.00	0.00	0.00	0.00	0.00	0.00
	Total	0.00	0.00	0.00	0.00	0.00	0.00
	Repayments of Loans during the period	0.00	0.00	0.00	0.00	0.00	0.00
	Net loan - Closing	0.00	0.00	0.00	0.00	0.00	0.00
	Average Net Loan	0.00	0.00	0.00	0.00	0.00	0.00
	Rate of Interest on Loan	9.430%	9.430%	9.430%	9.430%	9.430%	9.430%
	Interest on Loan Annualised	0.00	0.00	0.00	0.00	0.00	0.00
<b>137</b>	<b>PFC LIMITED-D137</b>						
	Gross loan - Opening	5253.70	5253.70	5253.70	5253.70	5253.70	5253.70
	Cumulative repayments of Loans upto previous period	5253.70	5253.70	5253.70	5253.70	5253.70	5253.70
	Net loan - Opening	0.00	0.00	0.00	0.00	0.00	0.00
	Increase/ Decrease due to FERV	0.00	0.00	0.00	0.00	0.00	0.00
	Increase/ Decrease due to ACE/Drawl during the period	0.00	0.00	0.00	0.00	0.00	0.00
	Total	0.00	0.00	0.00	0.00	0.00	0.00
	Repayments of Loans during the period	0.00	0.00	0.00	0.00	0.00	0.00
	Net loan - Closing	0.00	0.00	0.00	0.00	0.00	0.00
	Average Net Loan	0.00	0.00	0.00	0.00	0.00	0.00
	Rate of Interest on Loan	10.440%	10.440%	10.440%	10.440%	10.440%	10.440%
	Interest on Loan Annualised	0.00	0.00	0.00	0.00	0.00	0.00
<b>138</b>	<b>PFC LIMITED-D138</b>						
	Gross loan - Opening	5348.88	5348.88	5348.88	5348.88	5348.88	5348.88
	Cumulative repayments of Loans upto previous period	5348.88	5348.88	5348.88	5348.88	5348.88	5348.88
	Net loan - Opening	0.00	0.00	0.00	0.00	0.00	0.00
	Increase/ Decrease due to FERV	0.00	0.00	0.00	0.00	0.00	0.00
	Increase/ Decrease due to ACE/Drawl during the period	0.00	0.00	0.00	0.00	0.00	0.00
	Total	0.00	0.00	0.00	0.00	0.00	0.00
	Repayments of Loans during the period	0.00	0.00	0.00	0.00	0.00	0.00
	Net loan - Closing	0.00	0.00	0.00	0.00	0.00	0.00

अविनाश शुक्ला / AVINASH SHUKLA  
वरिष्ठ प्रबंधक (ईंन्डॉरमन्जी)  
Sr. Manager (EEMG)  
बी.आर.वी.सी.एल. / BRBCL  
नवीनगर टी.पी.पी. / Nabinagar T.P.P.  
औरंगाबाद, बिहार / Aurangabad, Bihar

Name of the Petitioner	BRBCL
Name of the Generating Station	BRBCL, NTPP (4X250 MW)

(Amount in lacs)

Sl. no.	Particulars	2023-24 (01-04-2023 TO 31-03-2024)	2024-25 (01-04-2024 TO 31-03-2025)	2025-26 (01-04-2025 TO 31-03-2026)	2026-27 (01-04-2026 TO 31-03-2027)	2027-28 (01-04-2027 TO 31-03-2028)	2028-29 (01-04-2028 TO 31-03-2029)
	Average Net Loan	0.00	0.00	0.00	0.00	0.00	0.00
	Rate of Interest on Loan	10.440%	10.440%	10.440%	10.440%	10.440%	10.440%
	Interest on Loan Annualised	0.00	0.00	0.00	0.00	0.00	0.00
<b>139</b>	<b>PFC LIMITED-D139</b>						
	Gross loan - Opening	5000.00	5000.00	5000.00	5000.00	5000.00	5000.00
	Cumulative repayments of Loans upto previous period	5000.00	5000.00	5000.00	5000.00	5000.00	5000.00
	Net loan - Opening	0.00	0.00	0.00	0.00	0.00	0.00
	Increase/ Decrease due to FERV	0.00	0.00	0.00	0.00	0.00	0.00
	Increase/ Decrease due to ACE/Drawl during the period	0.00	0.00	0.00	0.00	0.00	0.00
	Total	0.00	0.00	0.00	0.00	0.00	0.00
	Repayments of Loans during the period	0.00	0.00	0.00	0.00	0.00	0.00
	Net loan - Closing	0.00	0.00	0.00	0.00	0.00	0.00
	Average Net Loan	0.00	0.00	0.00	0.00	0.00	0.00
	Rate of Interest on Loan	10.440%	10.440%	10.440%	10.440%	10.440%	10.440%
	Interest on Loan Annualised	0.00	0.00	0.00	0.00	0.00	0.00
<b>140</b>	<b>PFC LIMITED-D140</b>						
	Gross loan - Opening	5554.62	5554.62	5554.62	5554.62	5554.62	5554.62
	Cumulative repayments of Loans upto previous period	5554.62	5554.62	5554.62	5554.62	5554.62	5554.62
	Net loan - Opening	0.00	0.00	0.00	0.00	0.00	0.00
	Increase/ Decrease due to FERV	0.00	0.00	0.00	0.00	0.00	0.00
	Increase/ Decrease due to ACE/Drawl during the period	0.00	0.00	0.00	0.00	0.00	0.00
	Total	0.00	0.00	0.00	0.00	0.00	0.00
	Repayments of Loans during the period	0.00	0.00	0.00	0.00	0.00	0.00
	Net loan - Closing	0.00	0.00	0.00	0.00	0.00	0.00
	Average Net Loan	0.00	0.00	0.00	0.00	0.00	0.00
	Rate of Interest on Loan	10.440%	10.440%	10.440%	10.440%	10.440%	10.440%
	Interest on Loan Annualised	0.00	0.00	0.00	0.00	0.00	0.00
<b>141</b>	<b>PFC LIMITED-D141</b>						
	Gross loan - Opening	4797.83	4797.83	4797.83	4797.83	4797.83	4797.83
	Cumulative repayments of Loans upto previous period	4797.83	4797.83	4797.83	4797.83	4797.83	4797.83
	Net loan - Opening	0.00	0.00	0.00	0.00	0.00	0.00
	Increase/ Decrease due to FERV	0.00	0.00	0.00	0.00	0.00	0.00
	Increase/ Decrease due to ACE/Drawl during the period	0.00	0.00	0.00	0.00	0.00	0.00
	Total	0.00	0.00	0.00	0.00	0.00	0.00
	Repayments of Loans during the period	0.00	0.00	0.00	0.00	0.00	0.00
	Net loan - Closing	0.00	0.00	0.00	0.00	0.00	0.00
	Average Net Loan	0.00	0.00	0.00	0.00	0.00	0.00
	Rate of Interest on Loan	10.440%	10.440%	10.440%	10.440%	10.440%	10.440%
	Interest on Loan Annualised	0.00	0.00	0.00	0.00	0.00	0.00
<b>142</b>	<b>PFC LIMITED-D142</b>						
	Gross loan - Opening	5884.65	5884.65	5884.65	5884.65	5884.65	5884.65
	Cumulative repayments of Loans upto previous period	5884.65	5884.65	5884.65	5884.65	5884.65	5884.65
	Net loan - Opening	0.00	0.00	0.00	0.00	0.00	0.00
	Increase/ Decrease due to FERV	0.00	0.00	0.00	0.00	0.00	0.00
	Increase/ Decrease due to ACE/Drawl during the period	0.00	0.00	0.00	0.00	0.00	0.00
	Total	0.00	0.00	0.00	0.00	0.00	0.00
	Repayments of Loans during the period	0.00	0.00	0.00	0.00	0.00	0.00
	Net loan - Closing	0.00	0.00	0.00	0.00	0.00	0.00
	Average Net Loan	0.00	0.00	0.00	0.00	0.00	0.00
	Rate of Interest on Loan	10.440%	10.440%	10.440%	10.440%	10.440%	10.440%
	Interest on Loan Annualised	0.00	0.00	0.00	0.00	0.00	0.00

अविनाश शुक्ला / AVINASH SHUKLA  
वरिष्ठ प्रबंधक (ईंजीनियरिंग)  
Sr. Manager (EEMG)  
बी.आर.वी.सी.एल. / BRBCL  
नवीनगर टी.पी.पी. / Nabinagar T.P.P.  
औरंगाबाद, बिहार / Aurangabad, Bihar



Name of the Petitioner	BRBCL
Name of the Generating Station	BRBCL, NTPP (4X250 MW)

(Amount in lacs)

Sl. no.	Particulars	2023-24 (01-04-2023 TO 31-03-2024)	2024-25 (01-04-2024 TO 31-03-2025)	2025-26 (01-04-2025 TO 31-03-2026)	2026-27 (01-04-2026 TO 31-03-2027)	2027-28 (01-04-2027 TO 31-03-2028)	2028-29 (01-04-2028 TO 31-03-2029)
<b>143</b>	<b>PFC LIMITED-D143</b>						
	Gross loan - Opening	2500.00	2500.00	2500.00	2500.00	2500.00	2500.00
	Cumulative repayments of Loans upto previous period	2500.00	2500.00	2500.00	2500.00	2500.00	2500.00
	Net loan - Opening	0.00	0.00	0.00	0.00	0.00	0.00
	Increase/ Decrease due to FERV	0.00	0.00	0.00	0.00	0.00	0.00
	Increase/ Decrease due to ACE/Drawl during the period	0.00	0.00	0.00	0.00	0.00	0.00
	Total	0.00	0.00	0.00	0.00	0.00	0.00
	Repayments of Loans during the period	0.00	0.00	0.00	0.00	0.00	0.00
	Net loan - Closing	0.00	0.00	0.00	0.00	0.00	0.00
	Average Net Loan	0.00	0.00	0.00	0.00	0.00	0.00
	Rate of Interest on Loan	10.440%	10.440%	10.440%	10.440%	10.440%	10.440%
	Interest on Loan Annualised	0.00	0.00	0.00	0.00	0.00	0.00
<b>144</b>	<b>PFC LIMITED-D144</b>						
	Gross loan - Opening	3000.00	3000.00	3000.00	3000.00	3000.00	3000.00
	Cumulative repayments of Loans upto previous period	3000.00	3000.00	3000.00	3000.00	3000.00	3000.00
	Net loan - Opening	0.00	0.00	0.00	0.00	0.00	0.00
	Increase/ Decrease due to FERV	0.00	0.00	0.00	0.00	0.00	0.00
	Increase/ Decrease due to ACE/Drawl during the period	0.00	0.00	0.00	0.00	0.00	0.00
	Total	0.00	0.00	0.00	0.00	0.00	0.00
	Repayments of Loans during the period	0.00	0.00	0.00	0.00	0.00	0.00
	Net loan - Closing	0.00	0.00	0.00	0.00	0.00	0.00
	Average Net Loan	0.00	0.00	0.00	0.00	0.00	0.00
	Rate of Interest on Loan	10.440%	10.440%	10.440%	10.440%	10.440%	10.440%
	Interest on Loan Annualised	0.00	0.00	0.00	0.00	0.00	0.00
<b>145</b>	<b>PFC LIMITED-D145</b>						
	Gross loan - Opening	4378.00	4378.00	4378.00	4378.00	4378.00	4378.00
	Cumulative repayments of Loans upto previous period	4378.00	4378.00	4378.00	4378.00	4378.00	4378.00
	Net loan - Opening	0.00	0.00	0.00	0.00	0.00	0.00
	Increase/ Decrease due to FERV	0.00	0.00	0.00	0.00	0.00	0.00
	Increase/ Decrease due to ACE/Drawl during the period	0.00	0.00	0.00	0.00	0.00	0.00
	Total	0.00	0.00	0.00	0.00	0.00	0.00
	Repayments of Loans during the period	0.00	0.00	0.00	0.00	0.00	0.00
	Net loan - Closing	0.00	0.00	0.00	0.00	0.00	0.00
	Average Net Loan	0.00	0.00	0.00	0.00	0.00	0.00
	Rate of Interest on Loan	10.440%	10.440%	10.440%	10.440%	10.440%	10.440%
	Interest on Loan Annualised	0.00	0.00	0.00	0.00	0.00	0.00
<b>146</b>	<b>PFC LIMITED-D146</b>						
	Gross loan - Opening	765.09	765.09	765.09	765.09	765.09	765.09
	Cumulative repayments of Loans upto previous period	765.09	765.09	765.09	765.09	765.09	765.09
	Net loan - Opening	0.00	0.00	0.00	0.00	0.00	0.00
	Increase/ Decrease due to FERV	0.00	0.00	0.00	0.00	0.00	0.00
	Increase/ Decrease due to ACE/Drawl during the period	0.00	0.00	0.00	0.00	0.00	0.00
	Total	0.00	0.00	0.00	0.00	0.00	0.00
	Repayments of Loans during the period	0.00	0.00	0.00	0.00	0.00	0.00
	Net loan - Closing	0.00	0.00	0.00	0.00	0.00	0.00
	Average Net Loan	0.00	0.00	0.00	0.00	0.00	0.00
	Rate of Interest on Loan	10.440%	10.440%	10.440%	10.440%	10.440%	10.440%
	Interest on Loan Annualised	0.00	0.00	0.00	0.00	0.00	0.00
<b>147</b>	<b>PFC LIMITED-D147</b>						
	Gross loan - Opening	14169.05	14169.05	14169.05	14169.05	14169.05	14169.05
	Cumulative repayments of Loans upto previous period	14169.05	14169.05	14169.05	14169.05	14169.05	14169.05
	Net loan - Opening	0.00	0.00	0.00	0.00	0.00	0.00

अविनाश शुक्ला / AVINASH SHUKLA  
वरिष्ठ प्रबंधक (ईंईव्मंजीं)  
Sr. Manager (EEMG)  
बी.आर.टी.सी.एल. / BRBCL  
नवीनगर टी.पी.पी. / Nabinagar T.P.P.  
औरंगाबाद, बिहार / Aurangabad, Bihar

Name of the Petitioner	BRBCL
Name of the Generating Station	BRBCL, NTPP (4X250 MW)

(Amount in lacs)

Sl. no.	Particulars	2023-24 (01-04-2023 TO 31-03-2024)	2024-25 (01-04-2024 TO 31-03-2025)	2025-26 (01-04-2025 TO 31-03-2026)	2026-27 (01-04-2026 TO 31-03-2027)	2027-28 (01-04-2027 TO 31-03-2028)	2028-29 (01-04-2028 TO 31-03-2029)
	Increase/ Decrease due to FERV	0.00	0.00	0.00	0.00	0.00	0.00
	Increase/ Decrease due to ACE/Drawl during the period	0.00	0.00	0.00	0.00	0.00	0.00
	Total	0.00	0.00	0.00	0.00	0.00	0.00
	Repayments of Loans during the period	0.00	0.00	0.00	0.00	0.00	0.00
	Net loan - Closing	0.00	0.00	0.00	0.00	0.00	0.00
	Average Net Loan	0.00	0.00	0.00	0.00	0.00	0.00
	Rate of Interest on Loan	9.360%	9.360%	9.360%	9.360%	9.360%	9.360%
	Interest on Loan Annualised	0.00	0.00	0.00	0.00	0.00	0.00
<b>148</b>	<b>PFC LIMITED-D148</b>						
	Gross loan - Opening	6288.07	6288.07	6288.07	6288.07	6288.07	6288.07
	Cumulative repayments of Loans upto previous period	6288.07	6288.07	6288.07	6288.07	6288.07	6288.07
	Net loan - Opening	0.00	0.00	0.00	0.00	0.00	0.00
	Increase/ Decrease due to FERV	0.00	0.00	0.00	0.00	0.00	0.00
	Increase/ Decrease due to ACE/Drawl during the period	0.00	0.00	0.00	0.00	0.00	0.00
	Total	0.00	0.00	0.00	0.00	0.00	0.00
	Repayments of Loans during the period	0.00	0.00	0.00	0.00	0.00	0.00
	Net loan - Closing	0.00	0.00	0.00	0.00	0.00	0.00
	Average Net Loan	0.00	0.00	0.00	0.00	0.00	0.00
	Rate of Interest on Loan	9.610%	9.610%	9.610%	9.610%	9.610%	9.610%
	Interest on Loan Annualised	0.00	0.00	0.00	0.00	0.00	0.00
<b>149</b>	<b>PFC LIMITED-D149</b>						
	Gross loan - Opening	4300.00	4300.00	4300.00	4300.00	4300.00	4300.00
	Cumulative repayments of Loans upto previous period	4300.00	4300.00	4300.00	4300.00	4300.00	4300.00
	Net loan - Opening	0.00	0.00	0.00	0.00	0.00	0.00
	Increase/ Decrease due to FERV	0.00	0.00	0.00	0.00	0.00	0.00
	Increase/ Decrease due to ACE/Drawl during the period	0.00	0.00	0.00	0.00	0.00	0.00
	Total	0.00	0.00	0.00	0.00	0.00	0.00
	Repayments of Loans during the period	0.00	0.00	0.00	0.00	0.00	0.00
	Net loan - Closing	0.00	0.00	0.00	0.00	0.00	0.00
	Average Net Loan	0.00	0.00	0.00	0.00	0.00	0.00
	Rate of Interest on Loan	9.610%	9.610%	9.610%	9.610%	9.610%	9.610%
	Interest on Loan Annualised	0.00	0.00	0.00	0.00	0.00	0.00
<b>150</b>	<b>PFC LIMITED-D150</b>						
	Gross loan - Opening	6676.88	6676.88	6676.88	6676.88	6676.88	6676.88
	Cumulative repayments of Loans upto previous period	6676.88	6676.88	6676.88	6676.88	6676.88	6676.88
	Net loan - Opening	0.00	0.00	0.00	0.00	0.00	0.00
	Increase/ Decrease due to FERV	0.00	0.00	0.00	0.00	0.00	0.00
	Increase/ Decrease due to ACE/Drawl during the period	0.00	0.00	0.00	0.00	0.00	0.00
	Total	0.00	0.00	0.00	0.00	0.00	0.00
	Repayments of Loans during the period	0.00	0.00	0.00	0.00	0.00	0.00
	Net loan - Closing	0.00	0.00	0.00	0.00	0.00	0.00
	Average Net Loan	0.00	0.00	0.00	0.00	0.00	0.00
	Rate of Interest on Loan	9.610%	9.610%	9.610%	9.610%	9.610%	9.610%
	Interest on Loan Annualised	0.00	0.00	0.00	0.00	0.00	0.00
<b>151</b>	<b>PFC LIMITED-D151</b>						
	Gross loan - Opening	3544.35	3544.35	3544.35	3544.35	3544.35	3544.35
	Cumulative repayments of Loans upto previous period	3544.35	3544.35	3544.35	3544.35	3544.35	3544.35
	Net loan - Opening	0.00	0.00	0.00	0.00	0.00	0.00
	Increase/ Decrease due to FERV	0.00	0.00	0.00	0.00	0.00	0.00
	Increase/ Decrease due to ACE/Drawl during the period	0.00	0.00	0.00	0.00	0.00	0.00
	Total	0.00	0.00	0.00	0.00	0.00	0.00
	Repayments of Loans during the period	0.00	0.00	0.00	0.00	0.00	0.00

अविनाश शुक्ला / AVINASH SHUKLA  
वरिष्ठ प्रबंधक (ई०ई०एम०जी०)  
Sr. Manager (EEMG)  
बी.आर.सी.एन. / BRBCL  
नवीनगर टी.पी.ओ. / Nabinagar T.P.P.  
औरंगाबाद, बिहार / Aurangabad, Bihar

88

Name of the Petitioner	BRBCL
Name of the Generating Station	BRBCL, NTPP (4X250 MW)

(Amount in lacs)

Sl. no.	Particulars	2023-24 (01-04-2023 TO 31-03-2024)	2024-25 (01-04-2024 TO 31-03-2025)	2025-26 (01-04-2025 TO 31-03-2026)	2026-27 (01-04-2026 TO 31-03-2027)	2027-28 (01-04-2027 TO 31-03-2028)	2028-29 (01-04-2028 TO 31-03-2029)
	Net loan - Closing	0.00	0.00	0.00	0.00	0.00	0.00
	Average Net Loan	0.00	0.00	0.00	0.00	0.00	0.00
	Rate of Interest on Loan	9.610%	9.610%	9.610%	9.610%	9.610%	9.610%
	Interest on Loan Annualised	0.00	0.00	0.00	0.00	0.00	0.00
<b>152</b>	<b>PFC LIMITED-D152</b>						
	Gross loan - Opening	1455.65	1455.65	1455.65	1455.65	1455.65	1455.65
	Cumulative repayments of Loans upto previous period	1455.65	1455.65	1455.65	1455.65	1455.65	1455.65
	Net loan - Opening	0.00	0.00	0.00	0.00	0.00	0.00
	Increase/ Decrease due to FERV	0.00	0.00	0.00	0.00	0.00	0.00
	Increase/ Decrease due to ACE/Drawl during the period	0.00	0.00	0.00	0.00	0.00	0.00
	Total	0.00	0.00	0.00	0.00	0.00	0.00
	Repayments of Loans during the period	0.00	0.00	0.00	0.00	0.00	0.00
	Net loan - Closing	0.00	0.00	0.00	0.00	0.00	0.00
	Average Net Loan	0.00	0.00	0.00	0.00	0.00	0.00
	Rate of Interest on Loan	9.610%	9.610%	9.610%	9.610%	9.610%	9.610%
	Interest on Loan Annualised	0.00	0.00	0.00	0.00	0.00	0.00
<b>153</b>	<b>PFC LIMITED-D153</b>						
	Gross loan - Opening	2950.00	2950.00	2950.00	2950.00	2950.00	2950.00
	Cumulative repayments of Loans upto previous period	2950.00	2950.00	2950.00	2950.00	2950.00	2950.00
	Net loan - Opening	0.00	0.00	0.00	0.00	0.00	0.00
	Increase/ Decrease due to FERV	0.00	0.00	0.00	0.00	0.00	0.00
	Increase/ Decrease due to ACE/Drawl during the period	0.00	0.00	0.00	0.00	0.00	0.00
	Total	0.00	0.00	0.00	0.00	0.00	0.00
	Repayments of Loans during the period	0.00	0.00	0.00	0.00	0.00	0.00
	Net loan - Closing	0.00	0.00	0.00	0.00	0.00	0.00
	Average Net Loan	0.00	0.00	0.00	0.00	0.00	0.00
	Rate of Interest on Loan	9.610%	9.610%	9.610%	9.610%	9.610%	9.610%
	Interest on Loan Annualised	0.00	0.00	0.00	0.00	0.00	0.00
<b>154</b>	<b>PFC LIMITED-D154</b>						
	Gross loan - Opening	7012.90	7012.90	7012.90	7012.90	7012.90	7012.90
	Cumulative repayments of Loans upto previous period	7012.90	7012.90	7012.90	7012.90	7012.90	7012.90
	Net loan - Opening	0.00	0.00	0.00	0.00	0.00	0.00
	Increase/ Decrease due to FERV	0.00	0.00	0.00	0.00	0.00	0.00
	Increase/ Decrease due to ACE/Drawl during the period	0.00	0.00	0.00	0.00	0.00	0.00
	Total	0.00	0.00	0.00	0.00	0.00	0.00
	Repayments of Loans during the period	0.00	0.00	0.00	0.00	0.00	0.00
	Net loan - Closing	0.00	0.00	0.00	0.00	0.00	0.00
	Average Net Loan	0.00	0.00	0.00	0.00	0.00	0.00
	Rate of Interest on Loan	9.610%	9.610%	9.610%	9.610%	9.610%	9.610%
	Interest on Loan Annualised	0.00	0.00	0.00	0.00	0.00	0.00
<b>155</b>	<b>PFC LIMITED-D155</b>						
	Gross loan - Opening	4500.00	4500.00	4500.00	4500.00	4500.00	4500.00
	Cumulative repayments of Loans upto previous period	4500.00	4500.00	4500.00	4500.00	4500.00	4500.00
	Net loan - Opening	0.00	0.00	0.00	0.00	0.00	0.00
	Increase/ Decrease due to FERV	0.00	0.00	0.00	0.00	0.00	0.00
	Increase/ Decrease due to ACE/Drawl during the period	0.00	0.00	0.00	0.00	0.00	0.00
	Total	0.00	0.00	0.00	0.00	0.00	0.00
	Repayments of Loans during the period	0.00	0.00	0.00	0.00	0.00	0.00
	Net loan - Closing	0.00	0.00	0.00	0.00	0.00	0.00
	Average Net Loan	0.00	0.00	0.00	0.00	0.00	0.00
	Rate of Interest on Loan	9.610%	9.610%	9.610%	9.610%	9.610%	9.610%
	Interest on Loan Annualised	0.00	0.00	0.00	0.00	0.00	0.00

अविनाश शुक्ला / AVINASH SHUKLA  
वरिष्ठ प्रबंधक (ईंईंएमजी)  
Sr. Manager (EEMG)  
बी.आर.बी.सी.एन. / BRBCL  
नवीनगर टी.पी.पी. / Nabinagar T.P.P.  
औरंगाबाद, बिहार / Aurangabad, Bihar

Name of the Petitioner	BRBCL
Name of the Generating Station	BRBCL, NTPP (4X250 MW)

(Amount in laes)

Sl. no.	Particulars	2023-24 (01-04-2023 TO 31-03-2024)	2024-25 (01-04-2024 TO 31-03-2025)	2025-26 (01-04-2025 TO 31-03-2026)	2026-27 (01-04-2026 TO 31-03-2027)	2027-28 (01-04-2027 TO 31-03-2028)	2028-29 (01-04-2028 TO 31-03-2029)
<b>156</b>	<b>PFC LIMITED-D156</b>						
	Gross loan - Opening	2783.16	2783.16	2783.16	2783.16	2783.16	2783.16
	Cumulative repayments of Loans upto previous period	2783.16	2783.16	2783.16	2783.16	2783.16	2783.16
	Net loan - Opening	0.00	0.00	0.00	0.00	0.00	0.00
	Increase/ Decrease due to FERV	0.00	0.00	0.00	0.00	0.00	0.00
	Increase/ Decrease due to ACE/Drawl during the period	0.00	0.00	0.00	0.00	0.00	0.00
	Total	0.00	0.00	0.00	0.00	0.00	0.00
	Repayments of Loans during the period	0.00	0.00	0.00	0.00	0.00	0.00
	Net loan - Closing	0.00	0.00	0.00	0.00	0.00	0.00
	Average Net Loan	0.00	0.00	0.00	0.00	0.00	0.00
	Rate of Interest on Loan	9.610%	9.610%	9.610%	9.610%	9.610%	9.610%
	Interest on Loan Annualised	0.00	0.00	0.00	0.00	0.00	0.00
<b>157</b>	<b>PFC LIMITED-D157</b>						
	Gross loan - Opening	7482.53	7482.53	7482.53	7482.53	7482.53	7482.53
	Cumulative repayments of Loans upto previous period	7482.53	7482.53	7482.53	7482.53	7482.53	7482.53
	Net loan - Opening	0.00	0.00	0.00	0.00	0.00	0.00
	Increase/ Decrease due to FERV	0.00	0.00	0.00	0.00	0.00	0.00
	Increase/ Decrease due to ACE/Drawl during the period	0.00	0.00	0.00	0.00	0.00	0.00
	Total	0.00	0.00	0.00	0.00	0.00	0.00
	Repayments of Loans during the period	0.00	0.00	0.00	0.00	0.00	0.00
	Net loan - Closing	0.00	0.00	0.00	0.00	0.00	0.00
	Average Net Loan	0.00	0.00	0.00	0.00	0.00	0.00
	Rate of Interest on Loan	9.610%	9.610%	9.610%	9.610%	9.610%	9.610%
	Interest on Loan Annualised	0.00	0.00	0.00	0.00	0.00	0.00
<b>158</b>	<b>PFC LIMITED-D158</b>						
	Gross loan - Opening	2567.00	2567.00	2567.00	2567.00	2567.00	2567.00
	Cumulative repayments of Loans upto previous period	2567.00	2567.00	2567.00	2567.00	2567.00	2567.00
	Net loan - Opening	0.00	0.00	0.00	0.00	0.00	0.00
	Increase/ Decrease due to FERV	0.00	0.00	0.00	0.00	0.00	0.00
	Increase/ Decrease due to ACE/Drawl during the period	0.00	0.00	0.00	0.00	0.00	0.00
	Total	0.00	0.00	0.00	0.00	0.00	0.00
	Repayments of Loans during the period	0.00	0.00	0.00	0.00	0.00	0.00
	Net loan - Closing	0.00	0.00	0.00	0.00	0.00	0.00
	Average Net Loan	0.00	0.00	0.00	0.00	0.00	0.00
	Rate of Interest on Loan	9.610%	9.610%	9.610%	9.610%	9.610%	9.610%
	Interest on Loan Annualised	0.00	0.00	0.00	0.00	0.00	0.00
<b>159</b>	<b>PFC LIMITED-D159</b>						
	Gross loan - Opening	5000.00	5000.00	5000.00	5000.00	5000.00	5000.00
	Cumulative repayments of Loans upto previous period	5000.00	5000.00	5000.00	5000.00	5000.00	5000.00
	Net loan - Opening	0.00	0.00	0.00	0.00	0.00	0.00
	Increase/ Decrease due to FERV	0.00	0.00	0.00	0.00	0.00	0.00
	Increase/ Decrease due to ACE/Drawl during the period	0.00	0.00	0.00	0.00	0.00	0.00
	Total	0.00	0.00	0.00	0.00	0.00	0.00
	Repayments of Loans during the period	0.00	0.00	0.00	0.00	0.00	0.00
	Net loan - Closing	0.00	0.00	0.00	0.00	0.00	0.00
	Average Net Loan	0.00	0.00	0.00	0.00	0.00	0.00
	Rate of Interest on Loan	9.610%	9.610%	9.610%	9.610%	9.610%	9.610%
	Interest on Loan Annualised	0.00	0.00	0.00	0.00	0.00	0.00
<b>160</b>	<b>PFC LIMITED-D160</b>						
	Gross loan - Opening	4087.00	4087.00	4087.00	4087.00	4087.00	4087.00
	Cumulative repayments of Loans upto previous period	4087.00	4087.00	4087.00	4087.00	4087.00	4087.00

अविनाश शुक्ला / AVINASH SHUKLA  
वरिष्ठ प्रबंधक (ईंईएमसी)  
Sr. Manager (EEMG)  
बी.आर.बी.सी.एल / BRBCL  
नवीनगर टी.पी.पी. / Navinagar T.P.P.  
औरंगाबाद, बिहार / Aurangabad Bihar



Name of the Petitioner	BRBCL
Name of the Generating Station	BRBCL, NTPP (4X250 MW)

(Amount in lacs)

Sl. no.	Particulars	2023-24 (01-04-2023 TO 31-03-2024)	2024-25 (01-04-2024 TO 31-03-2025)	2025-26 (01-04-2025 TO 31-03-2026)	2026-27 (01-04-2026 TO 31-03-2027)	2027-28 (01-04-2027 TO 31-03-2028)	2028-29 (01-04-2028 TO 31-03-2029)
	Net loan - Opening	0.00	0.00	0.00	0.00	0.00	0.00
	Increase/ Decrease due to FERV	0.00	0.00	0.00	0.00	0.00	0.00
	Increase/ Decrease due to ACE/Drawl during the period	0.00	0.00	0.00	0.00	0.00	0.00
	Total	0.00	0.00	0.00	0.00	0.00	0.00
	Repayments of Loans during the period	0.00	0.00	0.00	0.00	0.00	0.00
	Net loan - Closing	0.00	0.00	0.00	0.00	0.00	0.00
	Average Net Loan	0.00	0.00	0.00	0.00	0.00	0.00
	Rate of Interest on Loan	9.610%	9.610%	9.610%	9.610%	9.610%	9.610%
	Interest on Loan Annualised	0.00	0.00	0.00	0.00	0.00	0.00
<b>161</b>	<b>PFC LIMITED-D161</b>						
	Gross loan - Opening	2600.00	2600.00	2600.00	2600.00	2600.00	2600.00
	Cumulative repayments of Loans upto previous period	2600.00	2600.00	2600.00	2600.00	2600.00	2600.00
	Net loan - Opening	0.00	0.00	0.00	0.00	0.00	0.00
	Increase/ Decrease due to FERV	0.00	0.00	0.00	0.00	0.00	0.00
	Increase/ Decrease due to ACE/Drawl during the period	0.00	0.00	0.00	0.00	0.00	0.00
	Total	0.00	0.00	0.00	0.00	0.00	0.00
	Repayments of Loans during the period	0.00	0.00	0.00	0.00	0.00	0.00
	Net loan - Closing	0.00	0.00	0.00	0.00	0.00	0.00
	Average Net Loan	0.00	0.00	0.00	0.00	0.00	0.00
	Rate of Interest on Loan	9.610%	9.610%	9.610%	9.610%	9.610%	9.610%
	Interest on Loan Annualised	0.00	0.00	0.00	0.00	0.00	0.00
<b>162</b>	<b>PFC LIMITED-D162</b>						
	Gross loan - Opening	7623.82	7623.82	7623.82	7623.82	7623.82	7623.82
	Cumulative repayments of Loans upto previous period	7623.82	7623.82	7623.82	7623.82	7623.82	7623.82
	Net loan - Opening	0.00	0.00	0.00	0.00	0.00	0.00
	Increase/ Decrease due to FERV	0.00	0.00	0.00	0.00	0.00	0.00
	Increase/ Decrease due to ACE/Drawl during the period	0.00	0.00	0.00	0.00	0.00	0.00
	Total	0.00	0.00	0.00	0.00	0.00	0.00
	Repayments of Loans during the period	0.00	0.00	0.00	0.00	0.00	0.00
	Net loan - Closing	0.00	0.00	0.00	0.00	0.00	0.00
	Average Net Loan	0.00	0.00	0.00	0.00	0.00	0.00
	Rate of Interest on Loan	9.610%	9.610%	9.610%	9.610%	9.610%	9.610%
	Interest on Loan Annualised	0.00	0.00	0.00	0.00	0.00	0.00
<b>163</b>	<b>PFC LIMITED-D163</b>						
	Gross loan - Opening	1500.00	1500.00	1500.00	1500.00	1500.00	1500.00
	Cumulative repayments of Loans upto previous period	1500.00	1500.00	1500.00	1500.00	1500.00	1500.00
	Net loan - Opening	0.00	0.00	0.00	0.00	0.00	0.00
	Increase/ Decrease due to FERV	0.00	0.00	0.00	0.00	0.00	0.00
	Increase/ Decrease due to ACE/Drawl during the period	0.00	0.00	0.00	0.00	0.00	0.00
	Total	0.00	0.00	0.00	0.00	0.00	0.00
	Repayments of Loans during the period	0.00	0.00	0.00	0.00	0.00	0.00
	Net loan - Closing	0.00	0.00	0.00	0.00	0.00	0.00
	Average Net Loan	0.00	0.00	0.00	0.00	0.00	0.00
	Rate of Interest on Loan	9.610%	9.610%	9.610%	9.610%	9.610%	9.610%
	Interest on Loan Annualised	0.00	0.00	0.00	0.00	0.00	0.00
<b>164</b>	<b>PFC LIMITED-D164</b>						
	Gross loan - Opening	2325.00	2325.00	2325.00	2325.00	2325.00	2325.00
	Cumulative repayments of Loans upto previous period	2325.00	2325.00	2325.00	2325.00	2325.00	2325.00
	Net loan - Opening	0.00	0.00	0.00	0.00	0.00	0.00
	Increase/ Decrease due to FERV	0.00	0.00	0.00	0.00	0.00	0.00
	Increase/ Decrease due to ACE/Drawl during the period	0.00	0.00	0.00	0.00	0.00	0.00
	Total	0.00	0.00	0.00	0.00	0.00	0.00

अविनाश शुक्ला / AVINASH SHUKLA  
वरिष्ठ प्रबंधक (ईंईंएमजी)  
Sr. Manager (EEMG)  
बी.आर.वी.सी.एन. / BRBCL  
नवीनगर टी.पी.पी. / Nabinajar T.P.P.  
औरंगाबाद, विहार / Aurangabad Bihar



Name of the Petitioner	BRBCL
Name of the Generating Station	BRBCL, NTPP (4X250 MW)

(Amount in lacs)

Sl. no.	Particulars	2023-24 (01-04-2023 TO 31-03-2024)	2024-25 (01-04-2024 TO 31-03-2025)	2025-26 (01-04-2025 TO 31-03-2026)	2026-27 (01-04-2026 TO 31-03-2027)	2027-28 (01-04-2027 TO 31-03-2028)	2028-29 (01-04-2028 TO 31-03-2029)
	Repayments of Loans during the period	0.00	0.00	0.00	0.00	0.00	0.00
	Net loan - Closing	0.00	0.00	0.00	0.00	0.00	0.00
	Average Net Loan	0.00	0.00	0.00	0.00	0.00	0.00
	Rate of Interest on Loan	9.610%	9.610%	9.610%	9.610%	9.610%	9.610%
	Interest on Loan Annualised	0.00	0.00	0.00	0.00	0.00	0.00
<b>165</b>	<b>PFC LIMITED-D165</b>						
	Gross loan - Opening	1600.00	1600.00	1600.00	1600.00	1600.00	1600.00
	Cumulative repayments of Loans upto previous period	1600.00	1600.00	1600.00	1600.00	1600.00	1600.00
	Net loan - Opening	0.00	0.00	0.00	0.00	0.00	0.00
	Increase/ Decrease due to FERV	0.00	0.00	0.00	0.00	0.00	0.00
	Increase/ Decrease due to ACE/Drawl during the period	0.00	0.00	0.00	0.00	0.00	0.00
	Total	0.00	0.00	0.00	0.00	0.00	0.00
	Repayments of Loans during the period	0.00	0.00	0.00	0.00	0.00	0.00
	Net loan - Closing	0.00	0.00	0.00	0.00	0.00	0.00
	Average Net Loan	0.00	0.00	0.00	0.00	0.00	0.00
	Rate of Interest on Loan	9.610%	9.610%	9.610%	9.610%	9.610%	9.610%
	Interest on Loan Annualised	0.00	0.00	0.00	0.00	0.00	0.00
<b>166</b>	<b>PFC LIMITED-D166</b>						
	Gross loan - Opening	5000.00	5000.00	5000.00	5000.00	5000.00	5000.00
	Cumulative repayments of Loans upto previous period	5000.00	5000.00	5000.00	5000.00	5000.00	5000.00
	Net loan - Opening	0.00	0.00	0.00	0.00	0.00	0.00
	Increase/ Decrease due to FERV	0.00	0.00	0.00	0.00	0.00	0.00
	Increase/ Decrease due to ACE/Drawl during the period	0.00	0.00	0.00	0.00	0.00	0.00
	Total	0.00	0.00	0.00	0.00	0.00	0.00
	Repayments of Loans during the period	0.00	0.00	0.00	0.00	0.00	0.00
	Net loan - Closing	0.00	0.00	0.00	0.00	0.00	0.00
	Average Net Loan	0.00	0.00	0.00	0.00	0.00	0.00
	Rate of Interest on Loan	9.610%	9.610%	9.610%	9.610%	9.610%	9.610%
	Interest on Loan Annualised	0.00	0.00	0.00	0.00	0.00	0.00
<b>167</b>	<b>PFC LIMITED-D167</b>						
	Gross loan - Opening	2723.77	2723.77	2723.77	2723.77	2723.77	2723.77
	Cumulative repayments of Loans upto previous period	2723.77	2723.77	2723.77	2723.77	2723.77	2723.77
	Net loan - Opening	0.00	0.00	0.00	0.00	0.00	0.00
	Increase/ Decrease due to FERV	0.00	0.00	0.00	0.00	0.00	0.00
	Increase/ Decrease due to ACE/Drawl during the period	0.00	0.00	0.00	0.00	0.00	0.00
	Total	0.00	0.00	0.00	0.00	0.00	0.00
	Repayments of Loans during the period	0.00	0.00	0.00	0.00	0.00	0.00
	Net loan - Closing	0.00	0.00	0.00	0.00	0.00	0.00
	Average Net Loan	0.00	0.00	0.00	0.00	0.00	0.00
	Rate of Interest on Loan	9.610%	9.610%	9.610%	9.610%	9.610%	9.610%
	Interest on Loan Annualised	0.00	0.00	0.00	0.00	0.00	0.00
<b>168</b>	<b>PFC LIMITED-D168</b>						
	Gross loan - Opening	2000.00	2000.00	2000.00	2000.00	2000.00	2000.00
	Cumulative repayments of Loans upto previous period	2000.00	2000.00	2000.00	2000.00	2000.00	2000.00
	Net loan - Opening	0.00	0.00	0.00	0.00	0.00	0.00
	Increase/ Decrease due to FERV	0.00	0.00	0.00	0.00	0.00	0.00
	Increase/ Decrease due to ACE/Drawl during the period	0.00	0.00	0.00	0.00	0.00	0.00
	Total	0.00	0.00	0.00	0.00	0.00	0.00
	Repayments of Loans during the period	0.00	0.00	0.00	0.00	0.00	0.00
	Net loan - Closing	0.00	0.00	0.00	0.00	0.00	0.00
	Average Net Loan	0.00	0.00	0.00	0.00	0.00	0.00
	Rate of Interest on Loan	9.610%	9.610%	9.610%	9.610%	9.610%	9.610%

अविनाश शुक्ला / AVINASH SHUKLA  
वरिष्ठ प्रबंधक (ई०ई०एम०जी०)  
Sr. Manager (EEMG)  
बी.आर.बी.सी.ए. / BRBCL  
नवीनगर टी.पी.सी. / NTPP  
औरंगाबाद, महाराष्ट्र / A.

*Shukla*

Name of the Petitioner	BRBCL
Name of the Generating Station	BRBCL, NTPP (4X250 MW)

(Amount in lacs)

Sl. no.	Particulars	2023-24 (01-04-2023 TO 31-03-2024)	2024-25 (01-04-2024 TO 31-03-2025)	2025-26 (01-04-2025 TO 31-03-2026)	2026-27 (01-04-2026 TO 31-03-2027)	2027-28 (01-04-2027 TO 31-03-2028)	2028-29 (01-04-2028 TO 31-03-2029)
	Interest on Loan Annualised	0.00	0.00	0.00	0.00	0.00	0.00
<b>169</b>	<b>PFC LIMITED-D169</b>						
	Gross loan - Opening	8004.56	8004.56	8004.56	8004.56	8004.56	8004.56
	Cumulative repayments of Loans upto previous period	8004.56	8004.56	8004.56	8004.56	8004.56	8004.56
	Net loan - Opening	0.00	0.00	0.00	0.00	0.00	0.00
	Increase/ Decrease due to FERV	0.00	0.00	0.00	0.00	0.00	0.00
	Increase/ Decrease due to ACE/Drawl during the period	0.00	0.00	0.00	0.00	0.00	0.00
	Total	0.00	0.00	0.00	0.00	0.00	0.00
	Repayments of Loans during the period	0.00	0.00	0.00	0.00	0.00	0.00
	Net loan - Closing	0.00	0.00	0.00	0.00	0.00	0.00
	Average Net Loan	0.00	0.00	0.00	0.00	0.00	0.00
	Rate of Interest on Loan	9.610%	9.610%	9.610%	9.610%	9.610%	9.610%
	Interest on Loan Annualised	0.00	0.00	0.00	0.00	0.00	0.00
<b>170</b>	<b>PFC LIMITED-D170</b>						
	Gross loan - Opening	8555.65	8555.65	8555.65	8555.65	8555.65	8555.65
	Cumulative repayments of Loans upto previous period	8555.65	8555.65	8555.65	8555.65	8555.65	8555.65
	Net loan - Opening	0.00	0.00	0.00	0.00	0.00	0.00
	Increase/ Decrease due to FERV	0.00	0.00	0.00	0.00	0.00	0.00
	Increase/ Decrease due to ACE/Drawl during the period	0.00	0.00	0.00	0.00	0.00	0.00
	Total	0.00	0.00	0.00	0.00	0.00	0.00
	Repayments of Loans during the period	0.00	0.00	0.00	0.00	0.00	0.00
	Net loan - Closing	0.00	0.00	0.00	0.00	0.00	0.00
	Average Net Loan	0.00	0.00	0.00	0.00	0.00	0.00
	Rate of Interest on Loan	9.610%	9.610%	9.610%	9.610%	9.610%	9.610%
	Interest on Loan Annualised	0.00	0.00	0.00	0.00	0.00	0.00
<b>171</b>	<b>PFC LIMITED-D171</b>						
	Gross loan - Opening	8568.81	8568.81	8568.81	8568.81	8568.81	8568.81
	Cumulative repayments of Loans upto previous period	8568.81	8568.81	8568.81	8568.81	8568.81	8568.81
	Net loan - Opening	0.00	0.00	0.00	0.00	0.00	0.00
	Increase/ Decrease due to FERV	0.00	0.00	0.00	0.00	0.00	0.00
	Increase/ Decrease due to ACE/Drawl during the period	0.00	0.00	0.00	0.00	0.00	0.00
	Total	0.00	0.00	0.00	0.00	0.00	0.00
	Repayments of Loans during the period	0.00	0.00	0.00	0.00	0.00	0.00
	Net loan - Closing	0.00	0.00	0.00	0.00	0.00	0.00
	Average Net Loan	0.00	0.00	0.00	0.00	0.00	0.00
	Rate of Interest on Loan	9.610%	9.610%	9.610%	9.610%	9.610%	9.610%
	Interest on Loan Annualised	0.00	0.00	0.00	0.00	0.00	0.00
<b>172</b>	<b>PFC LIMITED-D172</b>						
	Gross loan - Opening	8768.77	8768.77	8768.77	8768.77	8768.77	8768.77
	Cumulative repayments of Loans upto previous period	8768.77	8768.77	8768.77	8768.77	8768.77	8768.77
	Net loan - Opening	0.00	0.00	0.00	0.00	0.00	0.00
	Increase/ Decrease due to FERV	0.00	0.00	0.00	0.00	0.00	0.00
	Increase/ Decrease due to ACE/Drawl during the period	0.00	0.00	0.00	0.00	0.00	0.00
	Total	0.00	0.00	0.00	0.00	0.00	0.00
	Repayments of Loans during the period	0.00	0.00	0.00	0.00	0.00	0.00
	Net loan - Closing	0.00	0.00	0.00	0.00	0.00	0.00
	Average Net Loan	0.00	0.00	0.00	0.00	0.00	0.00
	Rate of Interest on Loan	9.360%	9.360%	9.360%	9.360%	9.360%	9.360%
	Interest on Loan Annualised	0.00	0.00	0.00	0.00	0.00	0.00
<b>173</b>	<b>PFC LIMITED-D173</b>						
	Gross loan - Opening	4958.92	4958.92	4958.92	4958.92	4958.92	4958.92

अविनाश शुक्ला / AVINASH SHUKLA  
वरिष्ठ प्रबंधक (ईंईएमजी)  
Sr. Manager (EEMG)  
बी.आर.बी.सी.एल. / BRBCL  
नवीनगर टी.पी.पी. / Nabinagar T.P.P.  
औरंगाबाद, बिहार / Aurangabad, Bihar

Name of the Petitioner	BRBCL
Name of the Generating Station	BRBCL, NTPP (4X250 MW)

(Amount in lacs)

Sl. no.	Particulars	2023-24 (01-04-2023 TO 31-03-2024)	2024-25 (01-04-2024 TO 31-03-2025)	2025-26 (01-04-2025 TO 31-03-2026)	2026-27 (01-04-2026 TO 31-03-2027)	2027-28 (01-04-2027 TO 31-03-2028)	2028-29 (01-04-2028 TO 31-03-2029)
	Cumulative repayments of Loans upto previous period	4958.92	4958.92	4958.92	4958.92	4958.92	4958.92
	Net loan - Opening	0.00	0.00	0.00	0.00	0.00	0.00
	Increase/ Decrease due to FERV	0.00	0.00	0.00	0.00	0.00	0.00
	Increase/ Decrease due to ACE/Drawl during the period	0.00	0.00	0.00	0.00	0.00	0.00
	Total	0.00	0.00	0.00	0.00	0.00	0.00
	Repayments of Loans during the period	0.00	0.00	0.00	0.00	0.00	0.00
	Net loan - Closing	0.00	0.00	0.00	0.00	0.00	0.00
	Average Net Loan	0.00	0.00	0.00	0.00	0.00	0.00
	Rate of Interest on Loan	9.360%	9.360%	9.360%	9.360%	9.360%	9.360%
	Interest on Loan Annualised	0.00	0.00	0.00	0.00	0.00	0.00
<b>174</b>	<b>PFC LIMITED-D174</b>						
	Gross loan - Opening	8909.48	8909.48	8909.48	8909.48	8909.48	8909.48
	Cumulative repayments of Loans upto previous period	8909.48	8909.48	8909.48	8909.48	8909.48	8909.48
	Net loan - Opening	0.00	0.00	0.00	0.00	0.00	0.00
	Increase/ Decrease due to FERV	0.00	0.00	0.00	0.00	0.00	0.00
	Increase/ Decrease due to ACE/Drawl during the period	0.00	0.00	0.00	0.00	0.00	0.00
	Total	0.00	0.00	0.00	0.00	0.00	0.00
	Repayments of Loans during the period	0.00	0.00	0.00	0.00	0.00	0.00
	Net loan - Closing	0.00	0.00	0.00	0.00	0.00	0.00
	Average Net Loan	0.00	0.00	0.00	0.00	0.00	0.00
	Rate of Interest on Loan	9.360%	9.360%	9.360%	9.360%	9.360%	9.360%
	Interest on Loan Annualised	0.00	0.00	0.00	0.00	0.00	0.00
<b>175</b>	<b>PFC LIMITED-D175</b>						
	Gross loan - Opening	9311.11	9311.11	9311.11	9311.11	9311.11	9311.11
	Cumulative repayments of Loans upto previous period	9311.11	9311.11	9311.11	9311.11	9311.11	9311.11
	Net loan - Opening	0.00	0.00	0.00	0.00	0.00	0.00
	Increase/ Decrease due to FERV	0.00	0.00	0.00	0.00	0.00	0.00
	Increase/ Decrease due to ACE/Drawl during the period	0.00	0.00	0.00	0.00	0.00	0.00
	Total	0.00	0.00	0.00	0.00	0.00	0.00
	Repayments of Loans during the period	0.00	0.00	0.00	0.00	0.00	0.00
	Net loan - Closing	0.00	0.00	0.00	0.00	0.00	0.00
	Average Net Loan	0.00	0.00	0.00	0.00	0.00	0.00
	Rate of Interest on Loan	9.360%	9.360%	9.360%	9.360%	9.360%	9.360%
	Interest on Loan Annualised	0.00	0.00	0.00	0.00	0.00	0.00
<b>176</b>	<b>PFC LIMITED-D176</b>						
	Gross loan - Opening	5000.00	5000.00	5000.00	5000.00	5000.00	5000.00
	Cumulative repayments of Loans upto previous period	5000.00	5000.00	5000.00	5000.00	5000.00	5000.00
	Net loan - Opening	0.00	0.00	0.00	0.00	0.00	0.00
	Increase/ Decrease due to FERV	0.00	0.00	0.00	0.00	0.00	0.00
	Increase/ Decrease due to ACE/Drawl during the period	0.00	0.00	0.00	0.00	0.00	0.00
	Total	0.00	0.00	0.00	0.00	0.00	0.00
	Repayments of Loans during the period	0.00	0.00	0.00	0.00	0.00	0.00
	Net loan - Closing	0.00	0.00	0.00	0.00	0.00	0.00
	Average Net Loan	0.00	0.00	0.00	0.00	0.00	0.00
	Rate of Interest on Loan	9.360%	9.360%	9.360%	9.360%	9.360%	9.360%
	Interest on Loan Annualised	0.00	0.00	0.00	0.00	0.00	0.00
<b>177</b>	<b>PFC LIMITED-D177</b>						
	Gross loan - Opening	2500.00	2500.00	2500.00	2500.00	2500.00	2500.00
	Cumulative repayments of Loans upto previous period	2500.00	2500.00	2500.00	2500.00	2500.00	2500.00
	Net loan - Opening	0.00	0.00	0.00	0.00	0.00	0.00
	Increase/ Decrease due to FERV	0.00	0.00	0.00	0.00	0.00	0.00
	Increase/ Decrease due to ACE/Drawl during the period	0.00	0.00	0.00	0.00	0.00	0.00

अविनाश शुक्ला / AVINASH SHUKLA  
 वरिष्ठ प्रबंधक (ईंजीनियरिंग)  
 Sr. Manager (EEMG)  
 बी.आर.डी.सी.एन. / BRBCL  
 नवीनगर टी.पी.पी. / Nabinagar T.P.P.  
 औरंगाबाद, बिहार / Aurangabad, Bihar

Name of the Petitioner	BRBCL
Name of the Generating Station	BRBCL, NTPP (4X250 MW)

(Amount in lacs)

Sl. no.	Particulars	2023-24 (01-04-2023 TO 31-03-2024)	2024-25 (01-04-2024 TO 31-03-2025)	2025-26 (01-04-2025 TO 31-03-2026)	2026-27 (01-04-2026 TO 31-03-2027)	2027-28 (01-04-2027 TO 31-03-2028)	2028-29 (01-04-2028 TO 31-03-2029)
	Total	0.00	0.00	0.00	0.00	0.00	0.00
	Repayments of Loans during the period	0.00	0.00	0.00	0.00	0.00	0.00
	Net loan - Closing	0.00	0.00	0.00	0.00	0.00	0.00
	Average Net Loan	0.00	0.00	0.00	0.00	0.00	0.00
	Rate of Interest on Loan	9.610%	9.610%	9.610%	9.610%	9.610%	9.610%
	Interest on Loan Annualised	0.00	0.00	0.00	0.00	0.00	0.00
<b>178</b>	<b>PFC LIMITED-D178</b>						
	Gross loan - Opening	9434.86	9434.86	9434.86	9434.86	9434.86	9434.86
	Cumulative repayments of Loans upto previous period	9434.86	9434.86	9434.86	9434.86	9434.86	9434.86
	Net loan - Opening	0.00	0.00	0.00	0.00	0.00	0.00
	Increase/ Decrease due to FERV	0.00	0.00	0.00	0.00	0.00	0.00
	Increase/ Decrease due to ACE/Drawl during the period	0.00	0.00	0.00	0.00	0.00	0.00
	Total	0.00	0.00	0.00	0.00	0.00	0.00
	Repayments of Loans during the period	0.00	0.00	0.00	0.00	0.00	0.00
	Net loan - Closing	0.00	0.00	0.00	0.00	0.00	0.00
	Average Net Loan	0.00	0.00	0.00	0.00	0.00	0.00
	Rate of Interest on Loan	9.61%	9.61%	9.61%	9.61%	9.61%	9.61%
	Interest on Loan Annualised	0.00	0.00	0.00	0.00	0.00	0.00
<b>179</b>	<b>PFC LIMITED-D179</b>						
	Gross loan - Opening	5000.00	5000.00	5000.00	5000.00	5000.00	5000.00
	Cumulative repayments of Loans upto previous period	5000.00	5000.00	5000.00	5000.00	5000.00	5000.00
	Net loan - Opening	0.00	0.00	0.00	0.00	0.00	0.00
	Increase/ Decrease due to FERV	0.00	0.00	0.00	0.00	0.00	0.00
	Increase/ Decrease due to ACE/Drawl during the period	0.00	0.00	0.00	0.00	0.00	0.00
	Total	0.00	0.00	0.00	0.00	0.00	0.00
	Repayments of Loans during the period	0.00	0.00	0.00	0.00	0.00	0.00
	Net loan - Closing	0.00	0.00	0.00	0.00	0.00	0.00
	Average Net Loan	0.00	0.00	0.00	0.00	0.00	0.00
	Rate of Interest on Loan	9.610%	9.610%	9.610%	9.610%	9.610%	9.610%
	Interest on Loan Annualised	0.00	0.00	0.00	0.00	0.00	0.00
<b>A.</b>	<b>REC -TOTAL</b>						
	Gross loan - Opening	149875.00	149875.00	149875.00	149875.00	149875.00	149875.00
	Cumulative repayments of Loans upto previous period	149875.00	149875.00	149875.00	149875.00	149875.00	149875.00
	Net loan - Opening	0.00	0.00	0.00	0.00	0.00	0.00
	Increase/ Decrease Other	0.00	0.00	0.00	0.00	0.00	0.00
	Increase/ Decrease due to FERV	0.00	0.00	0.00	0.00	0.00	0.00
	Increase/ Decrease due to ACE/Drawl during the period	0.00	0.00	0.00	0.00	0.00	0.00
	Total	0.00	0.00	0.00	0.00	0.00	0.00
	Repayments of Loans during the period	0.00	0.00	0.00	0.00	0.00	0.00
	Net loan - Closing	0.00	0.00	0.00	0.00	0.00	0.00
	Average Net Loan	0.00	0.00	0.00	0.00	0.00	0.00
	Rate of Interest on Loan	0.0000%	0.0000%	0.0000%	0.0000%	0.0000%	0.0000%
	Interest on Loan Annualised	0.00	0.00	0.00	0.00	0.00	0.00
<b>B</b>	<b>PFC -TOTAL</b>	0.00	0.00	0.00	0.00	0.00	0.00
	Gross loan - Opening	402001.32	402001.32	402001.32	402001.32	402001.32	402001.32
	Cumulative repayments of Loans upto previous period	402001.32	402001.32	402001.32	402001.32	402001.32	402001.32
	Net loan - Opening	0.00	0.00	0.00	0.00	0.00	0.00
	Increase/ Decrease Other	0.00	0.00	0.00	0.00	0.00	0.00
	Increase/ Decrease due to FERV	0.00	0.00	0.00	0.00	0.00	0.00
	Increase/ Decrease due to ACE/Drawl during the period	0.00	0.00	0.00	0.00	0.00	0.00

अविनाश शुक्ला / AVINASH SHUKLA  
वरिष्ठ प्रबंधक (ई०ई०एम०सी०)  
Sr. Manager (EEMG)  
बी.आर.वी.सी.एल. / BRBCL  
नवीनगर टी.पी.पी. / Nabinagar T.P.P.  
औरंगाबाद, बिहार / Aurangabad, Bihar

Name of the Petitioner	BRBCL
Name of the Generating Station	BRBCL, NTPP (4X250 MW)

(Amount in lacs)

Sl. no.	Particulars	2023-24 (01-04-2023 TO 31-03-2024)	2024-25 (01-04-2024 TO 31-03-2025)	2025-26 (01-04-2025 TO 31-03-2026)	2026-27 (01-04-2026 TO 31-03-2027)	2027-28 (01-04-2027 TO 31-03-2028)	2028-29 (01-04-2028 TO 31-03-2029)
	Total	0.00	0.00	0.00	0.00	0.00	0.00
	Repayments of Loans during the period	0.00	0.00	0.00	0.00	0.00	0.00
	Net loan - Closing	0.00	0.00	0.00	0.00	0.00	0.00
	Average Net Loan	0.00	0.00	0.00	0.00	0.00	0.00
	Rate of Interest on Loan	0.0000%	0.0000%	0.0000%	0.0000%	0.0000%	0.0000%
	Interest on Loan Annualised	0.00	0.00	0.00	0.00	0.00	0.00
<b>C</b>	<b>VIJAYA BANK</b>						
	Gross loan - Opening	149875.00	149875.00	149875.00	149875.00	149875.00	149875.00
	Cumulative repayments of Loans upto previous period	37566.21	47534.60	57502.99	67471.38	77439.77	87408.16
	Net loan - Opening	112308.79	102340.40	92372.01	82403.62	72435.23	62466.84
	Increase/ Decrease Other						
	Increase/ Decrease due to FERV	0.00	0.00	0.00	0.00	0.00	0.00
	Increase/ Decrease due to ACE/Drawl during the period	0.00	0.00	0.00	0.00	0.00	0.00
	Total	112308.79	102340.40	92372.01	82403.62	72435.23	62466.84
	Repayments of Loans during the period	9968.39	9968.39	9968.39	9968.39	9968.39	9968.39
	Net loan - Closing	102340.40	92372.01	82403.62	72435.23	62466.84	52498.45
	Average Net Loan	107324.59	97356.20	87387.81	77419.42	67451.03	57482.64
	Rate of Interest on Loan	8.81%	8.81%	8.81%	8.81%	8.81%	8.81%
	Interest on Loan Annualised	9455.30	8577.08	7698.87	6820.65	5942.44	5064.22
<b>D</b>	<b>CANARA BANK</b>						
	Gross loan - Opening	100000.00	100000.00	100000.00	100000.00	100000.00	100000.00
	Cumulative repayments of Loans upto previous period	24999.70	31666.39	38333.09	44999.79	51666.48	58333.18
	Net loan - Opening	75000.30	68333.61	61666.91	55000.21	48333.52	41666.82
	Increase/ Decrease Other						
	Increase/ Decrease due to FERV	0.00	0.00	0.00	0.00	0.00	0.00
	Increase/ Decrease due to ACE/Drawl during the period	0.00	0.00	0.00	0.00	0.00	0.00
	Total	75000.30	68333.61	61666.91	55000.21	48333.52	41666.82
	Repayments of Loans during the period	6666.70	6666.70	6666.70	6666.70	6666.70	6666.70
	Net loan - Closing	68333.61	61666.91	55000.21	48333.52	41666.82	35000.12
	Average Net Loan	71666.96	65000.26	58333.56	51666.87	45000.17	38333.47
	Rate of Interest on Loan	9.29%	9.29%	9.29%	9.29%	9.29%	9.29%
	Interest on Loan Annualised	6660.64	6041.05	5421.45	4801.86	4182.26	3562.67
<b>E</b>	<b>CANARA BANK- ST LOAN</b>						
	Gross loan - Opening	120000.00	120000.00	120000.00	120000.00	120000.00	120000.00
	Cumulative repayments of Loans upto previous period	120000.00	120000.00	120000.00	120000.00	120000.00	120000.00
	Net loan - Opening	0.00	0.00	0.00	0.00	0.00	0.00
	Increase/ Decrease Other	0.00	0.00	0.00	0.00	0.00	0.00
	Increase/ Decrease due to FERV	0.00	0.00	0.00	0.00	0.00	0.00
	Increase/ Decrease due to ACE/Drawl during the period	0.00	0.00	0.00	0.00	0.00	0.00
	Total	0.00	0.00	0.00	0.00	0.00	0.00
	Repayments of Loans during the period	0.00	0.00	0.00	0.00	0.00	0.00
	Net loan - Closing	0.00	0.00	0.00	0.00	0.00	0.00
	Average Net Loan	0.00	0.00	0.00	0.00	0.00	0.00
	Rate of Interest on Loan	7.190%	7.190%	7.190%	7.190%	7.190%	7.190%
	Interest on Loan Annualised	0.00	0.00	0.00	0.00	0.00	0.00
<b>E</b>	<b>CANARA BANK- ST LOAN</b>						
	Gross loan - Opening	30000.00	30000.00	30000.00	30000.00	30000.00	30000.00
	Cumulative repayments of Loans upto previous period	30000.00	30000.00	30000.00	30000.00	30000.00	30000.00
	Net loan - Opening	0.00	0.00	0.00	0.00	0.00	0.00
	Increase/ Decrease Other	0.00	0.00	0.00	0.00	0.00	0.00

अविनाश शुक्ला / AVINASH SHUKLA  
वरिष्ठ प्रबंधक (ईईएमजी)  
Sr. Manager (EEMG)  
बी.आर.बी.सी.एल. / BRBCL  
नवीनगर टी.पी.पी. / Nabnagar T.P.P.  
औरंगाबाद, बिहार / Aurangabad Bihar

Name of the Petitioner	BRBCL
Name of the Generating Station	BRBCL, NTPP (4X250 MW)

(Amount in laes)

Sl. no.	Particulars	2023-24 (01-04-2023 TO 31-03-2024)	2024-25 (01-04-2024 TO 31-03-2025)	2025-26 (01-04-2025 TO 31-03-2026)	2026-27 (01-04-2026 TO 31-03-2027)	2027-28 (01-04-2027 TO 31-03-2028)	2028-29 (01-04-2028 TO 31-03-2029)
	Increase/ Decrease due to FERV	0.00	0.00	0.00	0.00	0.00	0.00
	Increase/ Decrease due to ACE/Drawl during the period	0.00	0.00	0.00	0.00	0.00	0.00
	Total	0.00	0.00	0.00	0.00	0.00	0.00
	Repayments of Loans during the period	0.00	0.00	0.00	0.00	0.00	0.00
	Net loan - Closing	0.00	0.00	0.00	0.00	0.00	0.00
	Average Net Loan	0.00	0.00	0.00	0.00	0.00	0.00
	Rate of Interest on Loan	4.750%	4.750%	4.750%	4.750%	4.750%	4.750%
	Interest on Loan Annualised	0.00	0.00	0.00	0.00	0.00	0.00
<b>F</b>	<b>SBI LOAN-TL1</b>						
	Gross loan - Opening	150000.00	150000.00	150000.00	150000.00	150000.00	150000.00
	Cumulative repayments of Loans upto previous period	19091.66	30000.75	40909.84	51818.93	62728.02	73637.11
	Net loan - Opening	130908.34	119999.25	109090.16	98181.07	87271.98	76362.89
	Increase/ Decrease Other	0.00	0.00	0.00	0.00	0.00	0.00
	Increase/ Decrease due to FERV	0.00	0.00	0.00	0.00	0.00	0.00
	Increase/ Decrease due to ACE/Drawl during the period	0.00	0.00	0.00	0.00	0.00	0.00
	Total	130908.34	119999.25	109090.16	98181.07	87271.98	76362.89
	Repayments of Loans during the period	10909.09	10909.09	10909.09	10909.09	10909.09	10909.09
	Net loan - Closing	119999.25	109090.16	98181.07	87271.98	76362.89	65453.80
	Average Net Loan	125453.80	114544.71	103635.61	92726.52	81817.43	70908.34
	Rate of Interest on Loan	9.59%	9.59%	9.59%	9.59%	9.59%	9.59%
	Interest on Loan Annualised	12034.00	10987.56	9941.12	8894.68	7848.24	6801.80
<b>G</b>	<b>SBI LOAN-TL2</b>						
	Gross loan - Opening	10000.00	10000.00	15132.74	19244.69	22433.13	24342.96
	Cumulative repayments of Loans upto previous period	0.00	0.00	2500.00	5000.00	7500.00	10000.00
	Net loan - Opening	10000.00	10000.00	12632.74	14244.69	14933.13	14342.96
	Increase/ Decrease Other	0.00	0.00	0.00	0.00	0.00	0.00
	Increase/ Decrease due to FERV	0.00	0.00	0.00	0.00	0.00	0.00
	Increase/ Decrease due to ACE/Drawl during the period	0.00	5132.74	4111.95	3188.44	1909.83	857.80
	Total	10000.00	15132.74	16744.69	17433.13	16842.96	15200.76
	Repayments of Loans during the period	0.00	2500.00	2500.00	2500.00	2500.00	2500.00
	Net loan - Closing	10000.00	12632.74	14244.69	14933.13	14342.96	12700.76
	Average Net Loan	10000.00	11316.37	13438.72	14588.91	14638.05	13521.86
	Rate of Interest on Loan	8.53%	8.53%	8.53%	8.53%	8.53%	8.53%
	Interest on Loan Annualised	853.21	965.52	1146.61	1244.74	1248.93	1153.70
<b>G</b>	<b>SBI LOAN-TL3</b>						
	Gross loan - Opening	17700.00	17700.00	17700.00	17700.00	17700.00	17700.00
	Cumulative repayments of Loans upto previous period	0.03	1475.03	2950.03	4425.03	5900.03	7375.03
	Net loan - Opening	17699.97	16224.97	14749.97	13274.97	11799.97	10324.97
	Increase/ Decrease Other	0.00	0.00	0.00	0.00	0.00	0.00
	Increase/ Decrease due to FERV	0.00	0.00	0.00	0.00	0.00	0.00
	Increase/ Decrease due to ACE/Drawl during the period	0.00	0.00	0.00	0.00	0.00	0.00
	Total	17699.97	16224.97	14749.97	13274.97	11799.97	10324.97
	Repayments of Loans during the period	1475.00	1475.00	1475.00	1475.00	1475.00	1475.00
	Net loan - Closing	16224.97	14749.97	13274.97	11799.97	10324.97	8849.97
	Average Net Loan	16962.47	15487.47	14012.47	12537.47	11062.47	9587.47
	Rate of Interest on Loan	8.53%	8.53%	8.53%	8.53%	8.53%	8.53%
	Interest on Loan Annualised	1447.58	1321.70	1195.83	1069.95	944.07	818.20
<b>H</b>	<b>ICICI LOAN-TL 1</b>						
	Gross loan - Opening	25000.00	25000.00	25000.00	25000.00	25000.00	25000.00
	Cumulative repayments of Loans upto previous period	2777.78	4629.63	6481.48	8333.33	10185.19	12037.04
	Net loan - Opening	22222.22	20370.37	18518.52	16666.67	14814.81	12962.96

अविनाश शुक्ला / AVINASH SHUKLA  
वरिष्ठ प्रबंधक (ई०ई०एम०जी०)  
Sr. Manager (EEMG)  
बी.आर.टी.सी.एल./ BRBCL  
नवीनगर टी.पी.पी./ Nabinagar T.P.P.  
औरंगाबाद, बिहार/ Aurangabad, Bihar



Name of the Petitioner	BRBCL
Name of the Generating Station	BRBCL, NTPP (4X250 MW)

(Amount in lacs)

Sl. no.	Particulars	2023-24 (01-04-2023 TO 31-03-2024)	2024-25 (01-04-2024 TO 31-03-2025)	2025-26 (01-04-2025 TO 31-03-2026)	2026-27 (01-04-2026 TO 31-03-2027)	2027-28 (01-04-2027 TO 31-03-2028)	2028-29 (01-04-2028 TO 31-03-2029)
	<b>HDFC LOAN -D2</b>						
	Gross loan - Opening						
	Cumulative repayments of Loans upto previous period	0.00	5000.00	5000.00	5000.00	5000.00	5000.00
	Net loan - Opening	0.00	0.00	0.00	0.00	416.67	833.33
	Increase/ Decrease Other	0.00	5000.00	5000.00	5000.00	4583.33	4166.67
	Increase/ Decrease due to FERV	0.00	0.00	0.00	0.00	0.00	0.00
	Increase/ Decrease due to ACE/Drawl during the period	0.00	0.00	0.00	0.00	0.00	0.00
	Total	5000.00	0.00	0.00	0.00	0.00	0.00
	Repayments of Loans during the period	5000.00	5000.00	5000.00	5000.00	4583.33	4166.67
	Net loan - Closing	0.00	0.00	0.00	416.67	416.67	416.67
	Average Net Loan	5000.00	5000.00	5000.00	4583.33	4166.67	3750.00
	Rate of Interest on Loan	2500.00	5000.00	5000.00	4791.67	4375.00	3958.33
	Interest on Loan Annualised	8.35%	8.35%	8.35%	8.35%	8.35%	8.35%
		208.71	417.42	417.42	400.03	365.24	330.46
	<b>HDFC LOAN -D3</b>						
	Gross loan - Opening						
	Cumulative repayments of Loans upto previous period	0.00	4000.00	4000.00	4000.00	4000.00	4000.00
	Net loan - Opening	0.00	0.00	0.00	0.00	333.33	666.67
	Increase/ Decrease Other	0.00	4000.00	4000.00	4000.00	3666.67	3333.33
	Increase/ Decrease due to FERV	0.00	0.00	0.00	0.00	0.00	0.00
	Increase/ Decrease due to ACE/Drawl during the period	0.00	0.00	0.00	0.00	0.00	0.00
	Total	4000.00	0.00	0.00	0.00	0.00	0.00
	Repayments of Loans during the period	4000.00	4000.00	4000.00	4000.00	3666.67	3333.33
	Net loan - Closing	0.00	0.00	0.00	333.33	333.33	333.33
	Average Net Loan	4000.00	4000.00	4000.00	3666.67	3333.33	3000.00
	Rate of Interest on Loan	2000.00	4000.00	4000.00	3833.33	3500.00	3166.67
	Interest on Loan Annualised	8.37%	8.37%	8.37%	8.37%	8.37%	8.37%
		167.39	334.78	334.78	320.83	292.93	265.03
	<b>HDFC LOAN -D4</b>						
	Gross loan - Opening						
	Cumulative repayments of Loans upto previous period	0.00	9500.00	26566.36	40238.61	50840.17	57190.34
	Net loan - Opening	0.00	0.00	0.00	0.00	6333.33	12666.67
	Increase/ Decrease Other	0.00	9500.00	26566.36	40238.61	44506.83	44523.67
	Increase/ Decrease due to FERV	0.00	0.00	0.00	0.00	0.00	0.00
	Increase/ Decrease due to ACE/Drawl during the period	0.00	0.00	0.00	0.00	0.00	0.00
	Total	9500.00	17066.36	13672.25	10601.56	6350.17	2852.20
	Repayments of Loans during the period	9500.00	26566.36	40238.61	50840.17	50857.01	47375.87
	Net loan - Closing	0.00	0.00	0.00	6333.33	6333.33	6333.33
	Average Net Loan	9500.00	26566.36	40238.61	44506.83	44523.67	41042.54
	Rate of Interest on Loan	4750.00	18033.18	33402.48	42372.72	44515.25	42783.11
	Interest on Loan Annualised	8.55%	8.55%	8.55%	8.55%	8.55%	8.55%
		406.13	1541.84	2855.91	3622.87	3806.05	3657.96
	<b>TOTAL LOANS</b>						
	Gross loan - Opening						
	Cumulative repayments of Loans upto previous period	12,84,851	13,03,351	13,25,550	13,43,335	13,57,125	13,65,385
	Net loan - Opening	7,98,523	8,38,793	8,81,564	9,24,334	9,74,637	10,24,940
	Increase/ Decrease Other	4,86,328	4,64,558	4,43,987	4,19,001	3,82,488	3,40,444
	Increase/ Decrease due to FERV	-	-	-	-	-	-
	Increase/ Decrease due to ACE/Drawl during the period	-	-	-	-	-	-
	Total	18,500	22,199	17,784	13,790	8,260	3,710
	Repayments of Loans during the period	5,04,828	4,86,757	4,61,771	4,32,791	3,90,748	3,44,154
	Net loan - Closing	40,270	42,770	42,770	50,303	50,303	50,303
	Average Net Loan	4,64,558	4,43,987	4,19,001	3,82,488	3,40,444	2,93,851
	Rate of Interest on Loan	4,75,443	4,54,272	4,31,494	4,00,744	3,61,466	3,17,148
		8.99%	8.9636%	8.9421%	8.9258%	8.9155%	8.9084%

अविनाश शुक्ला / AVINASH SHUKLA

वरिष्ठ प्रबंधक (ईंईंएमजी)

Sr. Manager (EEMG)

बी.आर.बी.सी.एल. / BRBCL

नवीनगर टी.पी.पी. / Nabinagar T.P.P.

औरंगाबाद, बिहार / Aurangabad, Bihar

97

Name of the Petitioner	BRBCL
Name of the Generating Station	BRBCL, NTPP (4X250 MW)

(Amount in lacs)

Sl. no.	Particulars	2023-24 (01-04-2023 TO 31-03-2024)	2024-25 (01-04-2024 TO 31-03-2025)	2025-26 (01-04-2025 TO 31-03-2026)	2026-27 (01-04-2026 TO 31-03-2027)	2027-28 (01-04-2027 TO 31-03-2028)	2028-29 (01-04-2028 TO 31-03-2029)
	Interest on Loan Annualised	42,725	40,719	38,585	35,770	32,227	28,253



अविनाश शुक्ला / AVINASH SHUKLA  
वरिष्ठ प्रबंधक (ईंईंएमंजीं)  
Sr. Manager (EEMG)  
बी.आर.वी.सी.एल. / BRBCL  
नवीनगर टी.पी.पी. / Natnagar TPP  
औरंगाबाद, बिहार / Aurangabad Bihar

**Details of Source wise Fuel for Computation of Energy Charges**

S. No.	Month	Apr-23		May-23		Part-I Form-15
		Unit		Unit		
		DOMESTIC COAL	IMPORTED COAL	DOMESTIC COAL	IMPORTED COAL	
<b>A) OPENING QUANTITY</b>						
1	Opening Quantity of Coal/ Lignite		0			
2	Value of Stock	44,558.37	22,222.43			
<b>B) QUANTITY</b>						
3	Quantity of Coal supplied by Coal Company	145767604.7	40,58,28,672.05	36,724.00	24,477.64	
4	Adjustment (+/-) in quantity supplied made by Coal Company			10,85,79,292.32	44,79,42,592.46	
5	Coal supplied by Coal Company (3+4)	4,13,305.07	30,788.60	4,02,750.04	3,857.80	
6	Normative Transit & Handling Losses	4,13,305.07	30,788.60			
7	Net coal/ Lignite Supplied (5-6)	3,306.44	61.58	4,02,750.04	3,857.80	
<b>C) PRICE</b>						
8	Amount charged by the Coal Company	4,09,998.63	30,727.02	3,99,528.04	3,850.08	
9	Adjustment (+/-) in amount charged made by Coal Company	87,00,30,206.71	56,31,50,026.00			
10	Unloading, Handling and Sampling Charges			84,42,37,369.52	7,11,81,536.00	
11	Total amount Charged (8+9+10)	1,43,23,461.42	56,31,50,026.00	2,45,76,282.18	0.08	
<b>D) TRANSPORTATION</b>						
12	Transportation charges by rail ship, road transport	88,43,53,668.13	56,31,50,026.00	86,88,13,651.70	7,11,81,536.08	
13	Adjustment (+/-) in amount charged made by Railways/ Transport Company	31,10,30,805.00		29,88,84,805.00		
14	Demurrage Charges, if any					
15	Cost of fuel in transporting coal through MGR system, if applicable					
16	Total Transportation Charges (12+13+14+15)	28,04,887.59		25,94,286.54		
17	Total amount Charged for coal supplied including Transportation (11+16)	31,38,35,692.59		30,14,79,091.54		
<b>E) TOTAL COST</b>						
18	Landed cost of coal (2+17)/(1+7)	1,19,81,89,360.72	56,31,50,026.00	1,17,02,92,743.24	7,11,81,536.08	
19	Blending Ratio					
20	Weighted average cost of coal	2,956.63	18,300.07	2,931.50	18,325.65	
<b>F) QUALITY</b>						
21	GCV of Domestic Coal of the opening stock as per bill of Coal Company	93.69%	6.31%	94.50%	5.50%	
22	GCV of Domestic Coal supplied as per bill of Coal Company	3924.80		3778.18		
23	GCV of Imported Coal of the opening stock as per bill of Coal Company					
24	GCV of Imported Coal supplied as per bill of Coal Company					
25	Weighted average GCV of coal/ Lignite as Billed					
26	GCV of Domestic Coal of opening stock as received at Station	2957.00		3147.00		
27	GCV of Domestic Coal supplied as received at Station	3168.00		2996.00		
28	GCV of Imported Coal of opening stock as received at Station		5090.00			
29	GCV of Imported Coal supplied as received at Station		5076.00			
30	Weighted average GCV of coal/ Lignite as Received	3269		3123		

अविनाश शुक्ला / AVINASH SHUKLA  
 वरिष्ठ प्रबंधक (ईंफोर्मेशन)  
 Sr. Manager (EEMG)  
 वा.आर.वा.सं.सं.सं. / BRBCL  
 नवीनगर टी.पी.पी. / Nabinagar T.P.P.  
 औरंगाबाद, विहार / Aurangabad, Bihar

Details of Source wise Fuel for Computation of Energy Charges		Part-I Form-15		Part-I Form-15		
Name of the Company :Bhartiya Rail Bijlee Company Limited		Name of the Power Station :Nabinagar Thermal Power Project (4x250 MW)		Name of the Power Station :Nabinagar Thermal Power Project (4x250 MW)		
S. No.	Month	Unit	Jun-23		Jul-23	
			DOMESTIC COAL	IMPORTED COAL	DOMESTIC COAL	IMPORTED COAL
			COAL (CCL-FSA)	COAL_IMPORTED		
<b>A) OPENING QUANTITY</b>						
1	Opening Quantity of Coal/ Lignite	(MT)	49,384.04	5,768.14	53,174.56	1,114.14
2	Value of Stock	(Rs.)	14,47,69,222.24	10,57,04,967.00	16,29,06,697.92	1,85,19,580.60
<b>B) QUANTITY</b>						
3	Quantity of Coal supplied by Coal Company	(MT)	4,29,428.95	-	4,08,887.86	-
4	Adjustment (+/-) in quantity supplied made by Coal Company	(MT)	-	-	-	-
5	Coal supplied by Coal Company (3+4)	(MT)	4,29,428.95	-	4,08,887.86	-
6	Normative Transit & Handling Losses	(MT)	3,435.432	-	3,271.10	-
7	Net coal / Lignite Supplied (5-6)	(MT)	4,25,993.52	-	4,05,616.76	-
<b>C) PRICE</b>						
8	Amount charged by the Coal Company	(Rs.)	94,85,83,534.34	-98,25,248.12	85,91,41,955.07	-
9	Adjustment (+/-) in amount charged made by Coal Company	(Rs.)	-	-	-	-
10	Unloading, Handling and Sampling Charges	(Rs.)	2,92,14,916.80	-	39,84,090.03	0.08
11	Total amount Charged (8+9+10)	(Rs.)	97,77,98,451.14	-98,25,248.12	86,31,26,045.10	0.08
<b>D) TRANSPORTATION</b>						
12	Transportation charges by rail, ship, road transport	(Rs.)	33,13,53,918.00	-	30,04,84,266.00	-
13	Adjustment (+/-) in amount charged made by Railways/ Transport Company	(Rs.)	-	-	-	-
14	Demurrage Charges, if any	(Rs.)	-	-	-	-
15	Cost of fuel in transporting coal through MGR system, if applicable	(Rs.)	24,55,092.19	-	25,90,739.15	-
16	Total Transportation Charges (12+13+14+15)	(Rs.)	33,38,09,010.19	-	30,30,75,005.15	-
17	Total amount Charged for coal supplied including Transportation (11+16)	(Rs.)	1,31,16,07,461.33	-98,25,248.12	1,16,62,01,050.25	-
<b>E) TOTAL COST</b>						
18	Landed cost of coal (2+17)/(1+7)	Rs./MT	3,063.62	16,622.29	2,896.98	16,622.29
19	Blending Ratio	%	98.91%	1.09%	99.71%	0.29%
20	Weighted average cost of coal	Rs./MT	3211.41	-	2936.78	-
<b>F) QUALITY</b>						
21	GCV of Domestic Coal of the opening stock as per bill of Coal Company	(kCal/Kg)				
22	GCV of Domestic Coal supplied as per bill Coal Company	(kCal/Kg)				
23	GCV of Imported Coal of the opening stock as per bill of Coal Company	(kCal/Kg)				
24	GCV of Imported Coal supplied as per bill Coal Company	(kCal/Kg)				
25	Weighted average GCV of coal/ Lignite as Billed	(kCal/Kg)				
26	GCV of Domestic Coal of opening stock as received at Station	(kCal/Kg)	3009.00		3059.00	
27	GCV of Domestic Coal supplied as received at Station	(kCal/Kg)	3065.00		2834.00	
28	GCV of Imported Coal of opening stock as received at Station	(kCal/Kg)		5076.00		5076.00
29	GCV of Imported Coal supplied as received at Station	(kCal/Kg)		0.00		0.00
30	Weighted average GCV of coal/ Lignite as Received	(kCal/Kg)	3081		2867	

अविनाश शुक्ला / AVINASH SHUKLA  
 वरिष्ठ प्रबंधक (ईंफ्रामान्ति)  
 Sr. Manager (EEMG)  
 बा.आर.वी.सी.एल./ BRVCL  
 नबिनगर टी.पी.पी./ Nabnagar T.P.P.  
 औरंगाबाद, बिहार/ Aurangabad, Bihar

**Details of Source wise Fuel for Computation of Energy Charges**

		Part-I Form-15		Part-I Form-15		
		Aug-23		Sep-23		
S. No.	Month	Unit	DOMESTIC COAL	IMPORTED COAL	DOMESTIC COAL	IMPORTED COAL
<b>A) OPENING QUANTITY</b>						
1	Opening Quantity of Coal/ Lignite	(MT)	43,656.32			
2	Value of Stock	(Rs.)	12,64,71,331.20		38,896.90	
<b>B) QUANTITY</b>						
3	Quantity of Coal supplied by Coal Company	(MT)			11,96,05,447.33	
4	Adjustment (+/-) in quantity supplied made by Coal Company	(MT)	4,20,804.02			
5	Coal supplied by Coal Company (3+4)	(MT)	4,20,804.02		4,44,024.45	
6	Normative Transit & Handling Losses	(MT)	3,366.43			
7	Net coal / Lignite Supplied (5-6)	(MT)	4,17,437.59		4,44,024.45	
<b>C) PRICE</b>						
8	Amount charged by the Coal Company	(Rs.)	95,20,18,591.80		98,04,87,078.11	
9	Adjustment (+/-) in amount charged made by Coal Company	(Rs.)				
10	Unloading, Handling and Sampling Charges	(Rs.)	2,07,71,210.29		1,62,66,124.25	
11	Total amount Charged (8+9+10)	(Rs.)	97,27,89,802.09		99,67,53,202.36	
<b>D) TRANSPORTATION</b>						
12	Transportation charges by rail ship, road transport	(Rs.)				
13	Adjustment (+/-) in amount charged made by Railways/ Transport Company	(Rs.)	31,58,43,954.00		33,47,05,302.00	
14	Demurrage Charges, if any	(Rs.)				
15	Cost of fuel in transporting coal through MGR system, if applicable	(Rs.)				
16	Total Transportation Charges (12+13+14+15)	(Rs.)	27,28,618.97		30,06,252.30	
17	Total amount Charged for coal supplied including Transportation (11+16)	(Rs.)	31,85,72,572.97		33,77,11,554.30	
<b>E) TOTAL COST</b>						
18	Landed cost of coal (2+17)/(1+7)	Rs./MT	3,074.93		3,033.30	
19	Blending Ratio	%	100.00%		100.00%	
20	Weighted average cost of coal	Rs./MT	3074.93		3033.30	
<b>F) QUALITY</b>						
21	GCV of Domestic Coal of the opening stock as per bill of Coal Company	(kCal/Kg)				
22	GCV of Domestic Coal supplied as per bill Coal Company	(kCal/Kg)				
23	GCV of Imported Coal of the opening stock as per bill of Coal Company	(kCal/Kg)				
24	GCV of Imported Coal supplied as per bill Coal Company	(kCal/Kg)				
25	Weighted average GCV of coal/ Lignite as Billed	(kCal/Kg)				
26	GCV of Domestic Coal of opening stock as received at Station	(kCal/Kg)	2911.00		3051.00	
27	GCV of Domestic Coal supplied as received at Station	(kCal/Kg)	3067.00		3070.00	
28	GCV of Imported Coal of opening stock as received at Station	(kCal/Kg)				
29	GCV of Imported Coal supplied as received at Station	(kCal/Kg)				
30	Weighted average GCV of coal/ Lignite as Received	(kCal/Kg)	3051.00		3068	

अविनाश शुकला / AVINASH SHUKLA  
 बॉ.अ. प्रबंधक (इंजीनियरिंग)  
 S. Manager (EEMG)  
 बॉ.अ.र.ए.प्रा.सं. / Narmada P.P.  
 नवीनार, टी.पी.सी. / Narayan  
 औरंगाबाद, वि.नं. / Aurangabad

(Petitioner)



Details of Source wise Fuel for Computation of Energy Charges		Part-I Form-15	Part-I Form-15
Name of the Company :Bharatiya Rail Bijlee Company Limited Name of the Power Station :Nabinagar Thermal Power Project (4x250 MW)		Dec-23	Jan-24
S. No.	Month	Unit	
		DOMESTIC COAL	IMPORTED COAL
		COAL (CCL-FSA)	COAL_IMPORTED
<b>A) OPENING QUANTITY</b>			
1	Opening Quantity of Coal/ Lignite	56,561.67	4,373.00
2	Value of Stock	(Rs.) 22,51,20,695.98	5,10,06,097.77
<b>B) QUANTITY</b>			
3	Quantity of Coal supplied by Coal Company	3,26,465.08	35,328.56
4	Adjustment (+/-) in quantity supplied made by Coal Company	-	-
5	Coal supplied by Coal Company (3+4)	3,26,465.08	35,328.56
6	Normative Transit & Handling Losses	2,611.72	70.66
7	Net coal / Lignite Supplied (5-6)	3,23,853.36	35,257.90
<b>C) PRICE</b>			
8	Amount charged by the Coal Company	95,88,96,545.24	42,30,86,539.91
9	Adjustment (+/-) in amount charged made by Coal Company	-	-
10	Unloading, Handling and Sampling Charges	87,58,005.61	-
11	Total amount Charged (8+9+10)	96,76,54,550.85	42,30,86,539.91
<b>D) TRANSPORTATION</b>			
12	Transportation charges by rail ship, road transport	26,36,15,479.00	-
13	Adjustment (+/-) in amount charged made by Railways/ Transport Company	-	-
14	Demurrage Charges, if any	-	-
15	Cost of fuel in transporting coal through MGR system, if applicable	15,38,089.68	-
16	Total Transportation Charges (12+13+14+15)	26,51,53,568.68	-
17	Total amount Charged for coal supplied including Transportation (11+16)	1,23,28,08,119.53	42,30,86,539.91
<b>E) TOTAL COST</b>			
18	Landed cost of coal (2+17)/(1+7)	3,832.47	11,962.70
19	Blending Ratio	93.89%	6.11%
20	Weighted average cost of coal	4329.23	3989.24
<b>F) QUALITY</b>			
21	GCV of Domestic Coal of the opening stock as per bill of Coal Company	(kCal/Kg)	
22	GCV of Domestic Coal supplied as per bill Coal Company	(kCal/Kg)	
23	GCV of Imported Coal of the opening stock as per bill of Coal Company	(kCal/Kg)	
24	GCV of Imported Coal supplied as per bill Coal Company	(kCal/Kg)	
25	Weighted average GCV of coal/ Lignite as Billed	(kCal/Kg)	
26	GCV of Domestic Coal of opening stock as received at Station	3645	3329.00
27	GCV of Domestic Coal supplied as received at Station	3271	3231.00
28	GCV of Imported Coal of opening stock as received at Station		
29	GCV of Imported Coal supplied as received at Station		
30	Weighted average GCV of coal/ Lignite as Received	5,044	5,019
		3434	3355

अविनाश शुक्ला / AVINASH SHUKLA  
वरिष्ठ प्रबंधक (ईंफॉर्मेशन)  
St. Manager (EEMO)  
बी.आर.बी.पी.सी. डी.ए.सी.  
नवीनगर टी.पी.सी. / Nabinagar TPP,  
औरंगाबाद, बिहार / Aurangabad Bihar

**Details of Source wise Fuel for Computation of Energy Charges**

		PART-I FORM- 15				
Name of the Company :Bhartiya Rail Bijlee Company Limited Name of the Power Station :Nabinagar Thermal Power Project (4x250 MW)						
S. No.	Month	Unit	Feb-24		Mar-24	
			DOMESTIC COAL	IMPORTED COAL	DOMESTIC COAL	IMPORTED COAL
<b>A) OPENING QUANTITY</b>						
1	Opening Quantity of Coal/ Lignite	(MT)	1,00,163.48	3,090.56	61,891.83	4,767.59
2	Value of Stock	(Rs.)	34,88,39,296.58	3,63,85,345.50	21,21,25,350.01	5,45,84,765.45
<b>B) QUANTITY</b>						
3	Quantity of Coal supplied by Coal Company	(MT)	4,21,026.56	3,784.60	5,17,852.74	-
4	Adjustment (+/-) in quantity supplied made by Coal Company	(MT)	-	-	-	-
5	Coal supplied by Coal Company (3+4)	(MT)	4,21,026.56	3,784.60	5,17,852.74	-
6	Normative Transit & Handling Losses	(MT)	3,368.21	7.57	4,142.82	-
7	Net coal / Lignite Supplied (5-6)	(MT)	4,17,658.35	3,777.03	5,13,709.92	-
<b>C) PRICE</b>						
8	Amount charged by the Coal Company	(Rs.)	1,08,24,28,741.18	4,22,42,617.55	1,33,08,44,217.43	-
9	Adjustment (+/-) in amount charged made by Coal Company	(Rs.)	-	-	-	-
10	Unloading, Handling and Sampling Charges	(Rs.)	85,96,504.96	-	2,79,79,850.42	-
11	Total amount Charged (8+9+10)	(Rs.)	1,09,10,25,246.14	4,22,42,617.55	1,35,88,24,067.85	-
<b>D) TRANSPORTATION</b>						
12	Transportation charges by rail ship, road transport	(Rs.)	33,25,01,647.00	-	41,49,18,988.00	-
13	Adjustment (+/-) in amount charged made by Railways/ Transport Company	(Rs.)	-	-	-	-
14	Demurrage Charges, if any	(Rs.)	-	-	-	-
15	Cost of fuel in transporting coal through MGR system, if applicable	(Rs.)	-	-	-	-
16	Total Transportation Charges (12+13+14+15)	(Rs.)	23,93,730.07	-	30,91,370.30	-
17	Total amount Charged for coal supplied including Transportation (11+16)	(Rs.)	33,48,95,377.07	-	41,80,10,358.30	-
<b>E) TOTAL COST</b>						
18	Landed cost of coal (2+17)/(1+7)	Rs./MT	3,427.36	11,449.14	3,455.44	11,449.14
19	Blending Ratio	%	99.45%	0.55%	98.98%	1.02%
20	Weighted average cost of coal	Rs./MT	3471.48	-	3536.98	-
<b>F) QUALITY</b>						
21	GCV of Domestic Coal of the opening stock as per bill of Coal Company	(kCal/Kg)	-	-	-	-
22	GCV of Domestic Coal supplied as per bill Coal Company	(kCal/Kg)	-	-	-	-
23	GCV of Imported Coal of the opening stock as per bill of Coal Company	(kCal/Kg)	-	-	-	-
24	GCV of Imported Coal supplied as per bill Coal Company	(kCal/Kg)	-	-	-	-
25	Weighted average GCV of coal/ Lignite as Billed	(kCal/Kg)	-	-	-	-
26	GCV of Domestic Coal of opening stock as received at Station	(kCal/Kg)	3248	-	3221.00	-
27	GCV of Domestic Coal supplied as received at Station	(kCal/Kg)	3214	-	3418.00	-
28	GCV of Imported Coal of opening stock as received at Station	(kCal/Kg)	-	5019	-	5032.00
29	GCV of Imported Coal supplied as received at Station	(kCal/Kg)	-	5019	-	5032.00
30	Weighted average GCV of coal/ Lignite as Received	(kCal/Kg)	3230	-	3412	-

अविनाश शुक्ला / AVINASH SHUKLA  
वरिष्ठ प्रबंधक (ईंजीनियरिंग)  
Sr. Manager (Engineering)  
P. 1037  
श्रीमान्  
3/11/2024

**Details of Secondary Fuel for Computation of Energy Charges**

Name of the Company :Bhartiya Rail Bijlee Company Limited

Name of the Power Station :Nabinagar Thermal Power Project (4x250 MW)

Sl.No.	Month	Unit	Apr-23	May-23
			<b>LDO</b>	<b>LDO</b>
1	Opening Quantity of Oil	KL	973.224	1,137.22
2	Value of Opening	(Rs)	8,77,91,123.18	9,85,86,433.29
3	Quantity of Oil supplied by Oil Company	KL		
4	Adjustment (+/-) in quantity supplied made by Oil Company	KL	518.00	-
5	Oil supplied by oil company (3+4)	KL	518.00	-
6	Normative Transit & Handling Losses	KL	-	-
7	Net Oil Supplied (5-6)	KL	518.00	-
8	Amount charged by the Oil Company	(Rs)	4,14,83,721.00	
9	Adjustment(+/-) in amount charged made by Oil Company	(Rs)	-	
10	Handling, Sampling and such other Similar Charges	(Rs)	-	
11	<b>Total amount charged (8+9+10)</b>	(Rs)	4,14,83,721.00	-
12	Transportation charges by rail / ship / road transport			
	By Rail	(Rs)	-	
	By Road	(Rs)	-	
	By Ship	(Rs)	-	
13	Adjustment (+/-) in amount charged made by Railways/Transport Company	(Rs)	-	-
14	Demurrage Charges, if any	(Rs)	-	
15	Cost of diesel in transporting Oil through MGR system, if applicable	(Rs)	-	
16	Total Transportation Charges (12+/-13-14+15)	(Rs)	-	-
17	Total amount Charged for fuel supplied including Transportation (11+16)	(Rs)	4,14,83,721.00	-
18	Landed Cost of Oil (LDO/HFO) (2+17)/(1+7)	(Rs)	86,690.43	86,690.43
19	Blending Ratio		100.00%	100.00%
20	Weighted average cost of Secondary Fuel/ For Month	(kCal/Ltr)	86690.43	86690.43
21	GCV of Oil of the Opening stock as per bill of Oil company	(kCal/Ltr)		
22	GCV of oil supplied as per bill of oil company	(kCal/Ltr)		
23	GCV if Imported coal of the opening stock as per bill of Oil company	(kCal/Ltr)		
24	GCV of Imported Oil supplied as per bill of coal company	(kCal/Ltr)		
25	Weighted average GCV if Oil as billed	(kCal/Ltr)		
26	GCV of Oil of the Opening stock as received at station	(kCal/Ltr)	9,178	9,131
27	GCV of Oil supplied as received at station	(kCal/Ltr)	9,053	
28	GCV of Imported coal of the Opening stock as received at station	(kCal/Ltr)		
29	GCV of Imported coal supplied as received at station	(kCal/Ltr)		
30	Weighted Average GCV of Secondary Fuel/ as received	(kCal/Ltr)	<b>9136</b>	<b>9131</b>

(Petitioner)

आवनाश  
 वरिष्ठ प्रबंधक (ईंईंएमजी)  
 Sr. Manager (EEMG)  
 बी.आर.बी.सी.एल./ BRBCL  
 नवीनगर टी.पी.पी./ Nabinagar T.P.P.  
 औरंगाबाद, बिहार/ Aurangabad, Bihar

**Details of Secondary Fuel for Computation of Energy Charges**

Name of the Company :Bhartiya Rail Bijlee Company Limited

Name of the Power Station :Nabinagar Thermal Power Project (4x250 MW)

Sl.No.	Month	Unit	Jun-23	Jul-23
			<b>LDO</b>	<b>LDO</b>
1	Opening Quantity of Oil	KL	864.22	1,410.10
2	Value of Opening	(Rs)	7,49,19,946.93	11,32,64,596.00
3	Quantity of Oil supplied by Oil Company	KL		
4	Adjustment (+/-) in quantity supplied made by Oil Company	KL	925.186	467.94
5	Oil supplied by oil company (3+4)	KL	925.19	467.94
6	Normative Transit & Handling Losses	KL	-	-
7	Net Oil Supplied (5-6)	KL	925.19	467.94
8	Amount charged by the Oil Company	(Rs)	6,87,80,679.45	3,71,23,086.00
9	Adjustment(+/-) in amount charged made by Oil Company	(Rs)		
10	Handling, Sampling and such other Similar Charges	(Rs)		
11	<b>Total amount charged (8+9+10)</b>	<b>(Rs)</b>	<b>6,87,80,679.45</b>	<b>3,71,23,086.00</b>
12	Transportation charges by rail / ship / road transport			
	By Rail	(Rs)		
	By Road	(Rs)		
	By Ship	(Rs)		
13	Adjustment (+/-) in amount charged made by Railways/Transport Company	(Rs)		
14	Demurrage Charges, if any	(Rs)		
15	Cost of diesel in transporting Oil through MGR system, if applicable	(Rs)		
16	Total Transportation Charges (12+/-13-14+15)	(Rs)	-	-
17	Total amount Charged for fuel supplied including Transportation (11+16)	(Rs)	6,87,80,679.45	3,71,23,086.00
18	Landed Cost of Oil (LDO/HFO) (2+17)/(1+7)	(Rs)	80,306.15	80,076.85
19	Blending Ratio		100.00%	100.00%
20	Weighted average cost of Secondary Fuel/ For Month	(kCal/Ltr)	80306.15	80076.85
21	GCV of Oil of the Opening stock as per bill of Oil company	(kCal/Ltr)		
22	GCV of oil supplied as per bill of oil company	(kCal/Ltr)		
23	GCV if Imported coal of the opening stock as per bill of Oil company	(kCal/Ltr)		
24	GCV of Imported Oil supplied as per bill of coal company	(kCal/Ltr)		
25	Weighted average GCV if Oil as billed	(kCal/Ltr)		
26	GCV of Oil of the Opening stock as received at station	(kCal/Ltr)	9,131	9,228
27	GCV of Oil supplied as received at station	(kCal/Ltr)	9,330	9,335
28	GCV of Imported coal of the Opening stock as received at station	(kCal/Ltr)		
29	GCV of Imported coal supplied as received at station	(kCal/Ltr)		
30	Weighted Average GCV of Secondary Fuel/ as received	(kCal/Ltr)	<b>9228</b>	<b>9253</b>
				(Petitioner)

अविनाश शुक्ला / AVINASH SHUKLA  
वरिष्ठ प्रबंधक (ईंईंएमजी)  
Sr. Manager (EEMG)  
बी.आर.बी.सी.एल. / BRBCL  
नवीनगर टी.पी.पी. / Nabinagar T.P.P.  
औरंगाबाद, बिहार / Aurangabad Bihar

**Details of Secondary Fuel for Computation of Energy Charges**

Name of the Company :Bhartiya Rail Bijlee Company Limited

Name of the Power Station :Nabinagar Thermal Power Project (4x250 MW)

Sl.No.	Month	Unit	Aug-23	Sep-23
			<b>LDO</b>	<b>LDO</b>
1	Opening Quantity of Oil	KL	1,810.04	1,443.35
2	Value of Opening	(Rs)	14,49,42,456.00	11,55,31,652.00
3	Quantity of Oil supplied by Oil Company	KL		
4	Adjustment (+/-) in quantity supplied made by Oil Company	KL	48.31	-
5	Oil supplied by oil company (3+4)	KL	48.31	-
6	Normative Transit & Handling Losses	KL	-	-
7	Net Oil Supplied (5-6)	KL	48.31	-
8	Amount charged by the Oil Company	(Rs)	38,07,452.00	-
9	Adjustment(+/-) in amount charged made by Oil Company	(Rs)		
10	Handling, Sampling and such other Similar Charges	(Rs)		
11	<b>Total amount charged (8+9+10)</b>	(Rs)	38,07,452.00	-
12	Transportation charges by rail / ship / road transport			
	By Rail	(Rs)		
	By Road	(Rs)		
	By Ship	(Rs)		
13	Adjustment (+/-) in amount charged made by Railways/Transport Company	(Rs)		
14	Demurrage Charges, if any	(Rs)		
15	Cost of diesel in transporting Oil through MGR system, if applicable	(Rs)		
16	Total Transportation Charges (12+/-13-14+15)	(Rs)	-	-
17	Total amount Charged for fuel supplied including Transportation (11+16)	(Rs)	38,07,452.00	-
18	Landed Cost of Oil (LDO/HFO) (2+17)/(1+7)	(Rs)	80,043.99	80,043.99
19	Blending Ratio		100.00%	100.00%
20	Weighted average cost of Secondary Fuel/ For Month	(kCal/Ltr)	80043.99	80043.99
21	GCV of Oil of the Opening stock as per bill of Oil company	(kCal/Ltr)		
22	GCV of oil supplied as per bill of oil company	(kCal/Ltr)		
23	GCV if Imported coal of the opening stock as per bill of Oil company	(kCal/Ltr)		
24	GCV of Imported Oil supplied as per bill of coal company	(kCal/Ltr)		
25	Weighted average GCV if Oil as billed	(kCal/Ltr)		
26	GCV of Oil of the Opening stock as received at station	(kCal/Ltr)	9,335.00	9,254.00
27	GCV of Oil supplied as received at station	(kCal/Ltr)	9,254.00	9,325.00
28	GCV of Imported coal of the Opening stock as received at station	(kCal/Ltr)		
29	GCV of Imported coal supplied as received at station	(kCal/Ltr)		
30	Weighted Average GCV of Secondary Fuel/ as received	(kCal/Ltr)	<b>9254</b>	<b>9254</b>
				(Petitioner)

अविनाश शुक्ला / AVINASH SHUKLA  
 वरिष्ठ प्रबंधक (ईंईंएसमंजी०)  
 Sr. Manager (EEMG)  
 वी.आर.वी.सी.एन. / DRBCL  
 नवीनगर टी.पी.पी. / Nabinagar T.P.P.  
 औरंगाबाद, बिहार / Aurangabad Bihar





**Details of Secondary Fuel for Computation of Energy Charges**

Name of the Company :Bhartiya Rail Bijlee Company Limited

Name of the Power Station :Nabinagar Thermal Power Project (4x250 MW)

Sl.No.	Month	Unit	Feb-24	Mar-24
			<b>LDO</b>	<b>LDO</b>
1	Opening Quantity of Oil	KL		
2	Value of Opening	(Rs)	868.35	868.35
3	Quantity of Oil supplied by Oil Company	KL	7,43,18,282.00	7,43,18,282.00
4	Adjustment (+/-) in quantity supplied made by Oil Company	KL	-	
5	Oil supplied by oil company (3+4)	KL		373.00
6	Normative Transit & Handling Losses	KL	-	373.00
7	Net Oil Supplied (5-6)	KL		-
8	Amount charged by the Oil Company	(Rs)	-	373.00
9	Adjustment(+/-) in amount charged made by Oil Company	(Rs)	-	3,05,83,823.00
10	Handling, Sampling and such other Similar Charges	(Rs)		
11	<b>Total amount charged (8+9+10)</b>	(Rs)		
12	Transportation charges by rail / ship / road transport	(Rs)	-	3,05,83,823.00
	By Rail	(Rs)		
	By Road	(Rs)		
	By Ship	(Rs)		
13	Adjustment (+/-) in amount charged made by Railways/Transport Company	(Rs)		
14	Demurrage Charges, if any	(Rs)		
15	Cost of diesel in transporting Oil through MGR system, if applicable	(Rs)		
16	Total Transportation Charges (12+/-13-14+15)	(Rs)		
17	Total amount Charged for fuel supplied including Transportation (11+16)	(Rs)	-	3,05,83,823.00
18	Landed Cost of Oil (LDO/HFO) (2+17)/(1+7)	(Rs)	85,585.43	84,506.33
19	Blending Ratio		100.00%	100.00%
20	Weighted average cost of Secondary Fuel/ For Month	(kCal/Ltr)	85585.43	84506.33
21	GCV of Oil of the Opening stock as per bill of Oil company	(kCal/Ltr)		
22	GCV of oil supplied as per bill of oil company	(kCal/Ltr)		
23	GCV if Imported coal of the opening stock as per bill of Oil company	(kCal/Ltr)		
24	GCV of Imported Oil supplied as per bill of coal company	(kCal/Ltr)		
25	Weighted average GCV if Oil as billed	(kCal/Ltr)		
26	GCV of Oil of the Opening stock as received at station	(kCal/Ltr)	9,221.00	9,221.00
27	GCV of Oil supplied as received at station	(kCal/Ltr)		
28	GCV of Imported coal of the Opening stock as received at station	(kCal/Ltr)		
29	GCV of Imported coal supplied as received at station	(kCal/Ltr)		
30	Weighted Average GCV of Secondary Fuel/ as received	(kCal/Ltr)	9221.00	9221.00

(Petitioner)

अविनाश शुक्ला / AVINASH SHUKLA  
वरिष्ठ प्रबंधक (ईंईंएमंजीं)  
Sr. Manager (EEMG)  
बी.आर.वी.पी.एन. / BRBCL  
नवीनगर टी.पी.सी. / Nabinagar T.P.S.  
औरंगाबाद, विहार / Aurangabad, Bihar

Computation of Energy Charges

Form-15B  
ADDITIONAL FORM

Name of the Company	Bhartiya Rail Bijlee Company Limited			
Name of the Power Station	Nabinagar Thermal Power Project (4x250 MW)			

Computation of Energy Charges

	2024-25	2025-26	2026-27	2027-28	2028-29
1 Rate of Energy Charge from Sec. Fuel Oil/ Alternate Fuel (p/kwh)	4.188	4.188	4.188	4.188	4.188
2 Heat Contribution from SFO / Alternate Fuel (H <sub>1</sub> )	4.610	4.610	4.610	4.610	4.610
3 Heat Contribution from coal (H <sub>2</sub> )	2420.97	2420.97	2420.97	2420.97	2420.97
4 Specific Primary Fuel Consumption (qp) <sub>h</sub>	0.766	0.766	0.766	0.766	0.766
5 Rate of Energy charge from Primary Fuel (p/kwh) (REC) <sub>p</sub>	276.055	276.055	276.055	276.055	276.055
6 Rate of Energy charge bus (p/kWh)	307.959	307.959	307.959	307.959	307.959
6 Rate of Energy charge bus (p/kWh)	307.959	307.959	307.959	307.959	307.959

	2024-25	2025-26	2026-27	2027-28	2028-29
No of Days in the period	365	365	365	366	365
No of Days in the year	365	365	365	366	365
Sp. Oil consumption ml/kwh	0.5	0.5	0.5	0.5	0.5
Auxiliary consumption %	9.00%	9.00%	9.00%	9.00%	9.00%
Heat Rate Kcal/kwh	2,425.58	2,425.58	2,425.58	2,425.58	2,425.58

Computation of Variable Charges

	2024-25	2025-26	2026-27	2027-28	2028-29
Variable Charge (Coal) p/kwh	303.357	303.357	303.357	303.357	303.357
Variable Charge (Oil) p/kwh	4.602	4.602	4.602	4.602	4.602
Total p/kwh	307.959	307.959	307.959	307.959	307.959

Price of fuel from Form-15/15A

	2024-25	2025-26	2026-27	2027-28	2028-29
Coal Cost (Rs./MT)	3602.47	3602.47	3602.47	3602.47	3602.47
Oil Cost (Rs./KL)	83755.18	83755.18	83755.18	83755.18	83755.18

Computation of Fuel Expenses for Calculation of IWC:

	2024-25	2025-26	2026-27	2027-28	2028-29
ESO in a year (MUS)	6775.86	6775.86	6775.86	6794.42	6775.86
ESO for 50 days (MUS)	928.200	928.200	928.200	928.200	928.200
Cost of coal for 50 Days (Rs. Lakh)	28157.58	28157.58	28157.58	28157.58	28157.58
Cost of oil for 2 months (Rs. Lakh)	519.70	519.70	519.70	521.12	519.70
Energy Expenses for 45 days (Rs. Lakh)	25726.26	25726.26	25726.26	25726.26	25726.26

	2024-25	2025-26	2026-27	2027-28	2028-29
Coal	2024-25	2025-26	2026-27	2027-28	2028-29
Wtd. Avg. Price of Coal Rs./MT	3602.47	3602.47	3602.47	3602.47	3602.47
Wtd. Avg. GCV of Coal as received KCal/Kg	3244.33	3244.33	3244.33	3244.33	3244.33
Wtd. Avg. GCV of Coal as received after adjustment of 85 kcal/kg KCal/Kg	3159.33	3159.33	3159.33	3159.33	3159.33
Sec. Oil					
Wtd. Avg. Price of Secondary Fuel Rs/KL	83755.18	83755.18	83755.18	83755.18	83755.18
Wtd. Avg. GCV of Secondary Fuel KCal/L	9219.67	9219.67	9219.67	9219.67	9219.67

शुभमिका शुक्ला / AVINASH SHUKLA  
 वरिष्ठ प्रबंधक (इंजीनियरिंग)  
 Sr. Manager (EEMG)  
 श्री. बि. ए. सी. ए. / BRBCL  
 नबिनगर थर्मल पावर प्रोजेक्ट, अरुंगाबाद, बिहार

## Statement of Capital cost

Name of the Petitioner  
Bhartiya Rail Bijlee Company Limited  
Name of the Generating Station  
Nabinagar Thermal Power Project (4x250 MW)  
COD  
01-12-2021  
For Financial Year  
2024-29

Sl. No.	Particulars	2024-25		2025-26		2026-27		2027-28		2028-29		(Rs Lakh)
		Accrual Basis	Un-discharged Liabilities	Accrual Basis	Un-discharged Liabilities	Accrual Basis	Un-discharged Liabilities	Accrual Basis	Un-discharged Liabilities	Accrual Basis	Un-discharged Liabilities	
A	a) Opening Gross Block Amount as per books	9,21,024.25	42,788.61									
	b) Amount of IDC in A(a) above	2,29,217.05	-									
	c) Amount of FC in A(a) above	0.00	-									
	d) Amount of FERV in A(a) above	0.00	-									
	e) Amount of Hedging Cost in A(a) above	0.00	-									
	f) Amount of IEDC in A(a) above	67,686.61	-									
	a) Addition in Gross Block Amount during the period (Direct purchases)											
B	b) Amount of IDC in B(a) above											
	c) Amount of FC in B(a) above											
	d) Amount of FERV in B(a) above											
	e) Amount of Hedging Cost in B(a) above											
	f) Amount of IEDC in B(a) above											
		a) Addition in Gross Block Amount during the period (Transferred from CWIP)										
C	b) Amount of IDC in C(a) above											
	c) Amount of FC in C(a) above											
	d) Amount of FERV in C(a) above											
	e) Amount of Hedging Cost in C(a) above											
	f) Amount of IEDC in C(a) above											
		a) Deletion in Gross Block Amount during the period										
D	b) Amount of IDC in D(a) above											
	c) Amount of FC in D(a) above											
	d) Amount of FERV in D(a) above											
	e) Amount of Hedging Cost in D(a) above											
	f) Amount of IEDC in D(a) above											
		a) Closing Gross Block Amount as per books										
E	b) Amount of IDC in E(a) above											
	c) Amount of FC in E(a) above											
	d) Amount of FERV in E(a) above											
	e) Amount of Hedging Cost in E(a) above											
	f) Amount of IEDC in E(a) above											

SHALL BE PROVIDED AT THE TIME OF TRUE-UP.

SHALL BE PROVIDED AT THE TIME OF TRUE-UP.



(Petitioner)

अविनाश शुक्ला / AVINASH SHUKLA

वरिष्ठ प्रबंधक (इंजीनियरिंग)

Sr. Manager (EEMG)

बी.आर.बी.सी.एल. / BRBCL

नवीनगर टी.पी.पी. / Nabinagar T.P.P.

औरंगाबाद, बिहार / Aurangabad, Bihar

## Statement of Capital Works in Progress

Name of the Petitioner **Bhartiya Rail Bijlee Company Limited**  
 Name of the Generating Station **Nabinagar Thermal Power Project (4x250 MW)**

COD **01-12-2021**

For Financial Year **2024-29**

Sl. No.	Particulars	2024-29						2025-26						2026-27						2027-28						2028-29					
		Accrual Basis	Un-discharged Liabilities	Cash Basis	Accrual Basis	Un-discharged Liabilities	Cash Basis	Accrual Basis	Un-discharged Liabilities	Cash Basis	Accrual Basis	Un-discharged Liabilities	Cash Basis	Accrual Basis	Un-discharged Liabilities	Cash Basis	Accrual Basis	Un-discharged Liabilities	Cash Basis	Accrual Basis	Un-discharged Liabilities	Cash Basis									
A	a) Opening CWIP as per books	78,613.74	18,309.88	60,303.87																											
	b) Amount of IDC in A(a) above	3,793.26	-	3,793.26																											
	c) Amount of FC in A(a) above	-	-	-																											
	d) Amount of FERV in A(a) above	-	-	-																											
	e) Amount of Hedging Cost in A(a) above	-	-	-																											
	f) Amount of IEDC in A(a) above	900.21	-	900.21																											

SHALL BE PROVIDED AT THE TIME OF TRUE-UP.

B	a) Addition in CWIP during the period																					
	b) Amount of IDC in B(a) above																					
	c) Amount of FC in B(a) above																					
	d) Amount of FERV in B(a) above																					
	e) Amount of Hedging Cost in B(a) above																					
	f) Amount of IEDC in B(a) above																					

a) Transferred to Gross Block Amount during the period

SHALL BE PROVIDED AT THE TIME OF TRUE-UP.

C	b) Amount of IDC in C(a) above																					
	c) Amount of FC in C(a) above																					
	d) Amount of FERV in C(a) above																					
	e) Amount of Hedging Cost in C(a) above																					
	f) Amount of IEDC in C(a) above																					

D	a) Deletion in CWIP during the period																					
	b) Amount of IDC in D(a) above																					
	c) Amount of FC in D(a) above																					
	d) Amount of FERV in D(a) above																					
	e) Amount of Hedging Cost in D(a) above																					
	f) Amount of IEDC in D(a) above																					

E	a) Closing CWIP as per books																					
	b) Amount of IDC in E(a) above																					
	c) Amount of FC in E(a) above																					
	d) Amount of FERV in E(a) above																					
	e) Amount of Hedging Cost in E(a) above																					
	f) Amount of IEDC in E(a) above																					

(Petitioner)

अविनाश शुक्ला / AVINASH SHUKLA

वरिष्ठ प्रबंधक (इंजीनियरिंग)

Sr. Manager (EEMG)

बी.आर.बी.सी.एल. / BRBCL

नवीनार टी.पी.सी. / Nabinagar T.P.P.

औरंगाबाद, बिहार / Aurangabad, Bihar

## Calculation of Interest on Normative Loan

Name of the Company :

Bhartiya Rail Bijlee Company Limited

Name of the Power Station :

Nabinagar Thermal Power Project (4x250 MW)

S. No.	Particulars	(Amount in Rs Lakh)											
		Existing 2023-24	2024-25	2025-26	2026-27	2027-28	2028-29						
1													
1	Gross Normative loan – Opening	3	5	6	7	8	9						
2	Cumulative repayment of Normative loan up to previous year	A	6,34,936.35	6,39,197.95	6,52,808.05	6,61,445.35	6,67,083.85						
3	Net Normative loan – Opening	B	2,11,437.23	2,55,216.52	2,99,609.88	3,44,767.65	3,90,415.95						
4	Add: Increase due to addition during the year / period	C=A-B	4,23,499.12	4,261.60	3,53,198.18	3,16,677.70	2,76,667.91						
5	Less: Decrease due to de-capitalisation during the year / period	D	8,408.78		8,637.30		4,025.00						
6	Less: Decrease due to reversal during the year / period	E	134.81										
7	Add: Increase due to discharges during the year / period	F											
8	Normative Loan Closing	G	5,963.36										
9	Repayment of Loan during the year	H=C+D-E-F+G	466635.92	427760.72	397591.54	361835.48	322316.20	280692.91					
10	Repayment adjustment on account of decapitalization	I	43172.51	43779.28	44393.36	45157.78	45648.29	45980.33					
11	Net Repayment of loan during the year	J	35.70	0.00	0.00	0.00	0.00	0.00					
12	Net Normative loan - Closing	K=I-J	43,136.80	43,779.28	44,393.36	45,157.78	45,648.29	45,980.33					
13	Average Normative loan	L=H-K	4,23,499.12	3,83,981.44	3,53,198.18	3,16,677.70	2,76,667.91	2,34,712.58					
14	Weighted average rate of interest	M=Average(C,L)	4,37,948.86	4,03,740.28	3,68,589.81	3,34,937.94	2,96,672.81	2,55,690.24					
15	Interest on Loan	N	8.98638%	8.9636%	8.9421%	8.9258%	8.9155%	8.9084%					
15	Cumulative repayment of Normative loan at the end of the period	O=MxN	39355.74	36189.86	32959.74	29895.89	26449.90	22777.88					
15		P=B+K	2,11,437.23	2,55,216.52	2,99,609.88	3,44,767.65	3,90,415.95	4,36,396.28					

(Petitioner)

अविनाश शुक्ला / AVINASH SHUKLA

नॉल्ट प्रबंधक (इंजीनियरिंग)

Sr. Manager (EEMG)

बी.आर.बी.सी.एल./ BRBCL

नवीनगर टी.पी.पी./ Nabinagar T.P.P.

औरंगाबाद, बिहार/ Aurangabad, Bihar

## Calculation of Interest on Working Capital

Name of the Company :

Bhartiya Rail Bijlee Company Limited

Name of the Power Station :

Nabinagar Thermal Power Project (4x250 MW)

S. No.	Particulars	(Amount in Rs Lakh)							
		Existing 2023-24	2024-25	2025-26	2026-27	2027-28	2028-29		
1	2	3	4	5	6	7	8		
1	Cost of Coal/Lignite	28,484.61	28157.58	28157.58	28157.58	28157.58	28157.58	28157.58	28157.58
2	Cost of Main Secondary Fuel Oil	593.72	519.70	519.70	519.70	519.70	519.70	519.70	519.70
3	Fuel Cost								
4	Liquid Fuel Stock								
5	O & M Expenses	4,072.96	4251.78	4481.45	4723.25	4978.20	5248.15		
6	Maintenance Spares	9,775.10	10204.28	10755.47	11335.81	11947.68	12595.56		
7	Receivables	49,812.02	49557.90	49677.03	49876.67	49907.25	50024.21		
8	Total Working Capital	92738.40	92691.26	93591.23	94613.01	95511.84	96545.21		
9	Rate of Interest	12.00%	11.90%	11.90%	11.90%	11.90%	11.90%		
10	Interest on Working Capital	11128.61	11030.26	11137.36	11258.95	11365.91	11488.88		



(Petitioner)

अविनाश शुक्ला / AVINASH SHUKLA  
वरिष्ठ प्रबंधक (इंजीनियरिंग)  
Sr. Manager (EEMIG)  
बी.आर.बी.सी.एल. / BRBCL  
नवीनगर टी.पी.पी. / Nabinagar T.P.P.  
औरंगाबाद, बिहार / Aurangabad, Bihar

Summary of issue involved in the petition		PART-I FORM-T
Name of the Company :		Bhartiya Rail Bijlee Company Limited
Name of the Power Station :		Nabinagar Thermal Power Project (4x250 MW)
1	Petitioner:	Bhartiya Rail Bijlee Company Limited
2	Subject	Determination of Tariff for 2024-29 period
3	Prayer:	<p>i) Approve tariff of Nabinagar Thermal Power Project (4x250 MW) for the tariff period 01.04.2024 to 31.03.2029.</p> <p>ii) Condone the uncontrollable delay in completion of works under original Scope within cut-off date and allow the capitalization of the same for the tariff purpose during the tariff period 2024-29 (as per Form-9A), by exercising 'Power to Relax' under Regulation-102 of Tariff Regulations, 2024.</p> <p>iii) Consider station heat rate based on design heat rate with applicable operating margin.</p> <p>iv) Allow the recovery of filing fees as &amp; when paid to the Hon'ble Commission and publication expenses from the beneficiaries.</p> <p>v) Allow reimbursement of Ash Utilization Expenditure directly from the beneficiaries on monthly basis, subject to true up.</p> <p>vi) Allow the recovery of pay/wage revision as additional O&amp;M over and above the normative O&amp;M.</p> <p>vii) Pass any other order as it may deem fit in the circumstances mentioned above.</p>
4	Respondents	
Name of Respondents		
1. East Central Railways		
2. North Bihar Power Distribution Company Ltd (NBPDC)		
3. South Bihar Power Distribution Company Ltd (SBPDCL)		
5	Project Scope	
Date of Station COD		01-12-2021
Claim (Rs Lakh)		
AFC		
Capital Cost		As per petition
Initial spare		
NAPAF (Gen)		85%
Any Specific		

(Petitioner)

अविनाश शुक्ला / AVINASH SHUKLA  
 वरिष्ठ प्रबंधक (ईंईंरमंजीं)  
 Sr. Manager (EEMG)  
 बी.आर.बी.सी.एल. / BRBCL  
 नवीनगर टी.पी.पी. / Nabinagar T.P.P.  
 औरंगाबाद, बिहार / Aurangabad, Bihar

To,  
NTPC Limited Noida

TO WHOMSOEVER IT MAY CONCERN

Sub: Support for Installed System at Various Location at NTPC Plants

As per Lifecycle policy of Yokogawa, we have Two Phases in Lifecycle:

- a) Standard Sales Phase
- b) Maintenance Phase

The Hardware is supported for at least 10 Years in the maintenance phase

While in Standard Sales Phase the Hardware is supplied for all NEW Projects and / or expansion projects while in Maintenance phase initially it is provided for expansion projects and later only for maintenance purpose

The Hardware (CENTUM VP) Supplied at NTPC except controllers for Barh - Offsites is in Standard Sales Phase

Please note as WINDOWS 7 Support is not available from Microsoft, CENTUM VP Licensed Software version is also changed to be compatible to WINDOWS 10. The earlier version of CENTUM VP Software compatible to WINDOWS 7 is obsolete.

The Workstation, Server, network Switches compatible to WINDOWS 7 are also obsolete and are not available.

The Same will not be available for following Projects

1. Kudgi STPP- 1, 3x 800 MW
2. Lara STPP- 1, 2x 800 MW
3. NTPC Barh STPP-I, 3 x 660 MW
4. BRBCL- 4 x 250 MW
5. NTPC Talcher, Kaniya- 2 x 500 MW
6. NTPC Vindiyachal-V, 1 x 500 MW

Further:

**Support Availability -for Windows 10 and Windows Server 2019 along with Control System:**

Support for the Supplied control system will be available for next 10 years from year 2022 after Upgradation of HMI, when read in conjunction with following:

- Windows 10 LTSC Version Support will be available till 2029 (as per Microsoft)
- Windows Server 2019 will be available till 2029 (as per Microsoft)
- In ONLY BARH SSTPP- offsites section the support for supplied controller will be available till 2025

With the Operating System and CENTUM VP System Software Upgrade - application Software and the NEW CENTUM VP System Software will work seamlessly

We endeavor to provide unstinted Services and envisage to have continued relation with your esteemed organization

Thanking you and assuring you best of attention at all times Yours sincerely

For Yokogawa India Limited



Avnish Garg

AVP- System Sales

अविनाश शुक्ला / AVINASH SHUKLA  
वरिष्ठ प्रबंधक (ई.एम.जी.)  
Sr. Manager (EEMG)  
बी.आर.बी.सी.एल. / BRBCL  
नवीनगर टी.पी.पी. / Nabinagar T.P.P.  
औरंगाबाद, बिहार / Aurangabad, Bihar

CIN No.: U74210KA1987FLC008304

Email ID: YIL-contactus@yokogawa.com

Website: <http://www.yokogawa.com/in>

For Internal Use Only





भारत सरकार  
Government of India  
विद्युत मंत्रालय  
Ministry of Power  
केन्द्रीय विद्युत प्राधिकरण  
Central Electricity Authority  
सूचना प्रौद्योगिकी एवं साइबर सुरक्षा प्रभाग  
Information Technology & Cyber Security Division  
\*\*\*\*\*

विषय : CEA (Cyber Security in Power Sector) Guidelines, 2021.

CEA is mandated to prepare 'Guidelines on Cyber Security' in Power Sector under the provision of regulation (10) of the Central Electricity Authority (Technical Standards for Connectivity to the Grid) (Amendment) Regulations, 2019. Guidelines on Cyber Security in Power Sector incorporating the cardinal principles has been prepared by CEA. In compliance to the provision of the above regulation, CEA (Cyber Security in Power Sector) Guidelines, 2021 are issued for compliance by all entities listed in the clause 2.3 (Applicability of the Guidelines) of the guidelines.

Encl: Guidelines on Cyber Security

  
07/10/21  
(V.K Mishra)  
Secretary CEA




अविनाश शुक्ला / AVINASH SHUKLA  
वरिष्ठ प्रबंधक (ई०ई०एम०जी०)  
Sr. Manager (EEMG)  
बी.आर.बी.सी.एल. / BRBCL  
नवीनगर टी.पी.पी. / Nabinagar T.P.P.  
औरंगाबाद, बिहार / Aurangabad, Bihar

## CEA (Cyber Security in Power Sector) Guidelines, 2021

### 1.0 Background

- 1.1 Cyber intrusion attempts and Cyber-attacks in any critical sector are carried out with a malicious intent. In Power Sector it's either to compromise the Power Supply System or to render the grid operation in-secure. Any such compromise, may result in mal-operations of equipments, equipment damages or even in a cascading grid brownout/blackout. The much hyped air gap myth between IT and OT Systems now stands shattered. The artificial air gap created by deploying firewalls between any IT and OT System can be jumped by any insider or an outsider through social engineering. Cyber-attacks are staged through tactics & techniques of Initial Access, Execution, Persistence, Privilege Escalation, Defence Evasion, Command and Control, Exfiltration. After gaining the entry inside the system through privilege escalation, the control of IT network and operations of OT systems can be taken over even remotely by any cyber adversary. The gain of sensitive operational data through such intrusions may help the Nation/State sponsored or non-sponsored adversaries and cyber attackers to design more sinister and advanced cyber-attacks.
- 1.2 Government of India has set up the Indian Computer Emergency Response Team (CERT-In) for Early Warning and Response to cyber security incidents and to have collaboration at National and International level for information sharing on mitigation of cyber threats. CERT-In regularly issues advisories on safeguarding computer systems and publishes Security Guidelines which are widely circulated for compliances. All Central Government Ministries/ Departments and State/Union Territory Governments have been advised to conduct cyber security audit of their entire Cyber Infrastructure including websites at regular interval through CERT-In empanelled Auditors so as to identify gaps and appropriate corrective actions to be taken in cyber security practices. CERT-In extends supports to enable Responsible Entity in conducting cyber security mock drills and in assessment of their preparation to withstand cyber-attacks. The Responsible Entity must submit Reports of Cyber Audit of cyber security controls, architecture, vulnerability management, network security and periodic cyber security drills to sectoral CERT as well as CERT-In. Team of experts shall review these reports and shortcomings if any in the compliances shall be flagged by them. CERT-In on regular basis also conducts workshops and training programs to enhance Cyber awareness of all Stakeholders.
- 1.3 Ministry of Power has created 6(six) sectoral CERTs namely Thermal, Hydro, Transmission, Grid Operation, RE and Distribution for ensuring cyber security in Indian Power Sector. Each Sectoral CERT has prepared their sub-sector specific model Cyber Crisis Management Plan(C-CMP) for countering cyber-attacks and cyber terrorism. Each Sectoral CERT has circulated their model C-CMPs for preparation and implementation of organization specific C-CMP by each of their Constituent Utility.
- 1.4 All Responsible Entities, Service Providers, Equipment Suppliers/Vendors and Consultants engaged in Power Sector are equally responsible for ensuring cyber security of the Indian Power Supply System. They are to act timely upon each threat intelligence,

  
अविनाश शुक्ला / AVINASH SHUKLA  
वरिष्ठ प्रबंधक (ईएमजी) / Sr. Manager (EEMG)  
बी.आर.बी.सी.एल. / BRBCL  
नवीनगर टी.पी.पी. / Nabinagar T.P.P.  
औरंगाबाद, बिहार / Aurangabad, Bihar

advisories and other inputs received from authenticated sources, for continuous improvement in their cyber security posture.

- 1.5 In the current Indian scenario though many cyber security directives and guidelines exists, but none of them are power sector specific. Ministry of Power has directed CEA to prepare Regulation on Cyber Security in Power Sector. And as an interim measures CEA has been directed to issue Guideline on Cyber Security in Power Sector, under the provision of Regulation 10 on Cyber Security in the “Central Electricity Authority (Technical Standards for Connectivity to the Grid) (Amendment) Regulations, 2019”.
- 1.6 The Guidelines on Cyber Security, in the form of Articles written below, requires mandatory Compliance by all Responsible Entities. The Guidelines shall come into effect from the date of issue by Central Electricity Authority, New Delhi.
- 2.0 Hereby the Guidelines on Cyber Security are drawn in the form of Articles for compliance by the Requester as well as User under the following provision of Regulation 10 on Cyber Security, in the “Central Electricity Authority (Technical Standards for Connectivity to the Grid) (Amendment) Regulations, 2019”.

***“The requester and the user shall comply with cyber security guidelines issued by the Central Government, from time to time, and the technical standards for communication system in Power Sector laid down by the Authority.”***

2.1 **Objective of issuing Guideline:**

- a) Creating cyber security awareness
- b) Creating a secure cyber ecosystem,
- c) Creating a cyber-assurance framework,
- d) Strengthening the regulatory framework,
- e) Creating mechanisms for security threat early warning, vulnerability management and response to security threats,
- f) Securing remote operations and services,
- g) Protection and resilience of critical information infrastructure,
- h) Reducing cyber supply chain risks,
- i) Encouraging use of open standards,
- j) Promotion of research and development in cyber security,
- k) Human resource development in the domain of Cyber Security,
- l) Developing effective public private partnerships,
- m) Information sharing and cooperation
- n) Operationalization of the National Cyber Security Policy

2.2 Within the text of these Articles, ‘**Responsible Entity**’ shall mean all:

- a) Transmission Utilities as well as Transmission Licensees,
- b) Load despatch centres (State, Regional and National),
- c) Generation utilities (Hydro, Thermal, Nuclear, RE),
- d) Distribution Utilities
- e) Generation Aggregators,
- f) Trading Exchanges,
- g) Regional Power Committees, and
- h) Regulatory Commissions.



अविनाश शुक्ला / AVINASH SHUKLA  
वरिष्ठ प्रबंधक (ईंईएमजी)  
Sr. Manager (EEMG)  
बी.आर.बी.सी.एल. / BRBCL  
नवीनगर टी.पी.पी. / Nabinagar T.P.P.  
औरंगाबाद, बिहार / Aurangabad, Bihar

### 2.3 Applicability:

All Responsible Entities as well as System Integrators, Equipment Manufacturers, Suppliers/Vendors, Service Providers, IT Hardware and Software OEMs engaged in the Indian Power Supply System.

### 2.4 Scope:

#### 2.4.1 Control Systems for System Operation and Operation Management.

- a) Grid Control and Management Systems,
- b) Power Plant Control Systems,
- c) Central Systems used to monitor and control of distributed generation and loads e.g. virtual power plants, storage management, central control rooms for hydroelectric plants, photovoltaic/wind power installations,
- d) Systems for fault management and work force management,
- e) Metering and measurement management systems,
- f) Data archiving systems,
- g) Parameterisation, configuration and programming systems,
- h) Supporting systems required for operation of the above mentioned systems,

#### 2.4.2 Communication System.

- a) Routers switches and firewalls,
- b) Communication technology-related network components,
- c) Wireless digital systems.
- d) Control Centre to Control Centre Communications for data exchange on ICCP.  
(IEC 61850/60850-5/TASE.2/)

#### 2.4.3 Secondary, Automation and Tele control technologies


- a) Control and Automation components,
- b) Control and field devices,
- c) Tele control devices,
- d) Programmable logic controllers / Remote Terminal Units, including digital sensor and actuators elements,
- e) Protection devices,
- f) Safety components,
- g) Digital measurement and metering installations,
- h) Synchronisation devices,
- i) Excitation Systems,

### 3.0 Definition of Terms:

1. **Access Management:** shall mean set of policies and procedures of the Responsible Entity for allowing Personnel, devices and IoT to securely perform a broad range of operational, maintenance, and asset management tasks either on site or remotely as laid down in Clause 5.2.5 of IS 16335.
2. **Accreditation:** shall mean the process of verifying that an organisation is capable of conducting the tests and assessments against a product/process that are required to be certified.

  
अविनाश शुक्ला / AVINASH SHUKLA  
वरिष्ठ प्रबंधक (ई०ई०एम०जी०)  
Sr. Manager (EEMG)  
बी.आर.बी.सी.एल./ BRBCL  
नवीनगर टी.पी.पी./ Nabinagar T.P.P.  
औरंगाबाद, बिहार/ Aurangabad, Bihar

3. **Accreditation Body:** shall mean an organisation that has been accredited to verify the credentials and capabilities of the organisations that wish to become a certification body.
4. **Act:** shall mean the Information Technology Act, 2000 (21 of 2000)
5. **Asset:** shall mean anything that has value to the organization.
6. **Certification:** shall mean the process of verifying that a product has been manufactured in conformance with a set of predefined standards and/or regulations by an organisation, that is accredited to conduct the certification process
7. **Certification Body:** shall mean an organisation that has been accredited by an accreditation body to certify products / process against a certification scheme.
8. **Certification Scheme:** shall mean the processes, paperwork, tools, and documentation that define how a product or manufacturer is certified
9. **Chief Information Security Officer:** shall mean the designated employee of Senior management level directly reporting to Managing Director/Chief Executive Officer/Secretary of the Responsible Entity, having knowledge of Information Security and related issues, responsible for cyber security efforts and initiatives including planning, developing, maintaining, reviewing and implementation of Information Security Policies
10. **Critical Assets:** shall mean the facilities, systems and equipment which, if destroyed, degraded or otherwise declared unavailable, would affect the reliability or operability of the Power Supply System.
11. **Critical System:** shall mean cyber assets essential to the reliable operation of critical asset. Critical System consists of those cyber assets that have at least one of the following characteristics:
  - a) The cyber asset uses a routable protocol to communicate outside the electronic security perimeter.
  - b) The cyber asset uses a routable protocol within a control centre.
  - c) The cyber asset is dial-up accessible.
12. **Critical Information Infrastructure:** shall mean Critical Information Infrastructure as defined in explanation of sub-section (1) of Section 70 of the Act.
13. **Cyber Assets:** shall mean the programmable electronic devices, including the hardware, software and data in those devices that are connected over a network, such as LAN, WAN and HAN.
14. **Cyber Crisis Management Plan:** shall mean a framework for dealing with cyber related incidents for a coordinated, multi-disciplinary and broad-based approach for rapid identification, information exchange, swift response and remedial actions to mitigate and recover from malicious cyber related incidents impacting critical processes.
15. **Cyber Security Breach:** shall mean any cyber incident or cyber security violation that results in unauthorized or illegitimate access or use by a person as well as an entity, of data, applications, services, networks and/or devices through bypass of the underlying cyber security protocols, policies and mechanisms resulting in the compromise of the confidentiality, integrity or availability of data/information maintained in a computer resource or cyber asset.
16. **Cyber Security Incident:** shall mean any real or suspected adverse cyber security event that violates, explicitly or implicitly, cyber security policy of Responsible Entity resulting in unauthorized access, denial of service or disruption, unauthorized use of computer resource for processing or storage of information or changes to data or information

  
 अविनाश कुमार / Sr. Manager (EEMG)  
 वरिष्ठ प्रबंधक (ईईएमजी)  
 Sr. Manager (EEMG)  
 बी.आर.बी.सी.एल. / BRBCL  
 नवीनगर टी.पी.पी. / Nabinagar T.P.P.  
 औरंगाबाद, बिहार / Aurangabad, Bihar


- without authorization, leading to harm to the power grid or its critical sub-sectoral elements Generation, Transmission and Distribution.
17. **Cyber Security Policy:** shall mean documented set of business rules and processes for protecting information, computer resources, networks, devices, Industrial Control Systems and other OT resources.
  18. **Electronic Security Perimeter:** shall mean the logical border surrounding a network to which the Cyber Systems of Power Supply System are connected using a routable protocol.
  19. **Information Security Division:** shall mean a division accountable for cyber security and protection of the Critical System of the Responsible Entity.
  20. **Protected System:** shall mean any computer, computer system or computer network of the Responsible Entity notified under section 70 of the Act, in the official gazette by appropriate Government.
  21. **Security Architecture:** shall mean a framework and guidance to implement and operate a system using the appropriate security controls with the goal to maintain the system's quality attributes like confidentiality, integrity, availability, accountability and assurance.
  22. **Vulnerability:** shall mean intrinsic properties of something resulting in susceptibility to a risk source that can lead to an event with a consequence
  23. **Vulnerability Assessment:** shall mean a process of identifying and quantifying vulnerabilities

#### 4.0 Standards

Reference	Description
ISO/IEC 15408	Common Criteria Certification Standard
ISO/IEC 17011	General requirements for accreditation bodies accrediting conformity assessment bodies
ISO/IEC 17025	General requirements for the competence of testing and calibration laboratories
ISO/IEC 21827	Systems Security Engineering - Capability Maturity Model (SSE-CMM)
ISO/IEC 24748-1	Systems and software engineering — Life cycle management — Part 1: Guidelines for life cycle management.
ISO 27001/2	Information Security Management
ISO/IEC 27019	Information technology — Security techniques — Information Security controls for the energy utility industry
ISO/IEC 61508	Functional Safety of Electrical / Electronic / Programmable Electronic Safety-related Systems
IEC 61850	Communication networks and systems for power utility automation
IEC 62351	Standards for Securing Power System Communications
IEC 62443	Cyber Security for Industrial Control Systems
IS 16335	Power Control Systems – Security Requirements.

#### 5.0 Abbreviations

Abbreviations	Description
a) BES	Bulk Electric System


 अविनाश शुक्ला / AVINASH SHUKLA  
 वरिष्ठ प्रबंधक (ई०ई०एम०जी०)  
 Sr. Manager (EEMG)  
 बी.आर.वी.सी.एल. / BRBCL  
 नवीनगर टी.पी.पी. / Nabinagar T.P.P.  
 औरंगाबाद, बिहार / Aurangabad, Bihar

b)	CDAC	Centre for Development of Advanced Computing
c)	CEA	Central Electricity Authority
d)	CERC	Central Electricity Regulatory Commission
e)	CERT	Computer Emergency Response Team
f)	CERT-In	Indian Computer Emergency Response Team
g)	CII	Critical Information Infrastructure
h)	CISO	Chief Information Security Officer
i)	CSK	Cyber Swachhta Kendra
j)	COTS	Commercial off-the Shelf
k)	ESP	Electronic Security perimeter
l)	ICS	Industrial Control Systems
m)	ICT	Information and Communications Technology
n)	IEC	International Electro Technical Commission
o)	ISAC	Information Sharing and Analysis Centre
p)	ISD	Information Security Division
q)	ISO	International Organization for Standardization
r)	ISMS	Information Security Management System
s)	IT	Information Technology
t)	FAT	Factory Acceptance Test
u)	NABL	National Accreditation Board for Testing and Calibration Laboratories
v)	NCIIPC	National Critical Information Infrastructure Protection Centre
w)	NLDC	National Load Dispatch Centre
x)	NPTI	National Power Training Institute
y)	NSCS	National Security Council Secretariat
z)	OEM	Original Equipment Manufacturer
aa)	OT	Operational Technology
bb)	RLDC	Regional Load Dispatch Centres
cc)	SAT	Site Acceptance Test
dd)	SERC	State Electricity Regulatory Commission
ee)	SCADA	Supervisory Control and Data Acquisition Systems
ff)	SIEM	Security Information and Event Management
gg)	SLA	Service Level Agreement
hh)	SLDC	State Load Dispatch Centre
ii)	QCI	Quality Council of India




अविनाश शुक्ला / AVINASH SHUKLA  
 वरिष्ठ प्रबंधक (इंजीनियरिंग)  
 Sr. Manager (EEMG)  
 बी.आर.बी.सी.एल. / BRBCL  
 नवीनगर टी.पी.पी. / Nabinagar T.P.P.  
 औरंगाबाद, बिहार / Aurangabad, Bihar

## CEA (Cyber Security in Power Sector) Guidelines, 2021

### Article 1. Cyber Security Policy.

#### a. Cardinal Principles: The Responsible entity will strictly adhere to following cardinal principles while framing cyber security policy:

- i. There is hard isolation of their OT Systems from any internet facing IT system.
  - ii. May keep only one of their IT systems with internet facing at any of their site/location if required which is isolated from all OT zones and kept in a separate room under the security and control of CISO.
  - iii. Downloading/Uploading of any data/information from their internet facing IT system is done only through an identifiable whitelisted device followed by scanning of both for any vulnerability/malware as per the SOP laid down and for all such activities digital logs are maintained and retained under the custody of CISO for at least 6 months. The log shall be readily to carry out the forensic analysis if asked by investigation agency.
  - iv. List of whitelisted IP addresses for each firewall is maintained by CISO and each firewall is configured for allowing communication with the whitelisted IP addresses only.
  - v. Communication between OT equipment/systems is done through the secure channel preferably of POWERTEL through the fibre optic cable. Security configuration of the communication channel is also to be ensured.
  - vi. All ICT based equipment/system deployed in infrastructure/system mandatorily CII are sourced from the list of the "Trusted Sources" as and when drawn by MoP/CEA.
- b. The Responsible Entity shall be ISO/IEC 27001 certified (including sector specific controls as per ISO/IEC 27019).
  - c. The Responsible Entity shall have a Cyber Security Policy drawn upon the guidelines issued by NCIIPC.
  - d. The Responsible Entity shall ensure annual review of their Cyber Security Policy by subject matter expert and changes shall be made therein only after obtaining the due approval from Board of Directors.
  - e. The process of Access Management for all Cyber Assets owned or under control of the Responsible Entity shall be detailed in the Cyber Security Policy.
  - f. The Cyber Security Policy shall leverage state-of-art cyber security technologies and relevant processes at multiple layers to mitigate the cyber security risks.
  - g. The Responsible Entity shall be solely responsible to get Cyber Security Policy implemented through its Information Security Division (ISD).
  - h. The CISO shall record the reason(s) for exemption required, if any, in case, unable to comply with any of the provision(s) of the Cyber Security Policy. Any exception shall be allowed only after an approval of provisions of compensatory control(s) to mitigate residual cyber security risks.

  
अविनाश शुक्ला / AVINASH SHUKLA  
वरिष्ठ प्रबंधक (ई०ई०एम०जी०)  
Sr. Manager (EEMG)  
बी.आर.बी.सी.एल. / BRBCL  
नवीनगर टी.पी.पी. / Nabinagar T.P.P.  
औरंगाबाद, बिहार / Aurangabad, Bihar

- i. The CISO shall record the exemptions sought in statement of applicability controls, while getting the ISO 27001 certified. All exemptions and its justification need to be in conformance with Cyber Security Policy of the Responsible Entity.
- j. The Responsible Entity shall allocate sufficient Annual budget for enhancing cyber security posture, enhanced year over year.
- k. The Responsible Entity shall work in collaboration with other Industry Stakeholders as well as Academia to promote R&D activity in the domain of cyber security.
- l. The Responsible Entity shall ensure that cyber security issues are taken up as agenda items in their Board meetings once in every three months.

## Article 2 Appointment of CISO.


- a) The Responsible Entity shall mandatorily appoint a CISO and shall confirm to qualification, if any, laid by Quality Council of India (QCI). In absence, the work of CISO shall be looked upon by Alternate CISO. In case qualification for appointment of Alternate CISO has been relaxed for reasons recorded thereof, Alternate CISO has to mandatorily acquire the minimum required cyber security skill sets within six months from the date of his appointment.
- b) The Responsible Entity shall regularly update details of CISO and Alternate CISO, with the Sectoral CERT, as well as on ISAC-Power Portal.
- c) Roles and Responsibility of CISOs shall be as laid by CERT-In and ring-fenced to ensure cyber security of the Cyber Assets of the Responsible Entity.

## Article 3: Identification of Critical Information Infrastructure (CII).

- a) The Responsible Entity shall submit to NCIIPC through Sectoral CERT, details of Cyber Assets which uses a routable protocol to communicate outside the Electronic Security Perimeter drawn by the Responsible Entity or a routable protocol within a control centre and dial-up accessible Cyber Assets, within 30 days from the date of their commissioning in the System.
- b) The Responsible Entity shall submit details of Critical Business Processes and underlying information infrastructure along with mapped impact and Risk Profile to NCIIPC and shall get their CIIs identified in consultation with NCIIPC. The process of the notification/declaration by Appropriate Government shall follow thereafter.
- c) The Responsible Entity shall review their declared/notified CIIs at least once a year to examine changes if any in the functional dependencies, protocols and technologies or upon any change in security architecture. The Responsible Entity shall review their declared/notified CIIs once in every 6 months, in case if NCIIPC has directed them to constitute an Information Security Steering Committee.
- d) The Responsible Entity shall ensure that all cyber assets of their identified/notified CIIs are recorded in the asset register and considered for risk assessment as well as for finalization of controls in statement of applicability.

## Article 4. Electronic Security Perimeter

- a) The Responsible Entity shall identify and document the Electronic Security Perimeter(s) and all Access Points to the perimeter(s).

  
अविनाश शुक्ला / AVINASH SHUKLA  
वरिष्ठ प्रबंधक (ई०ई०एम०जी०)  
Sr. Manager (EEMG)  
बी.आर.बी.सी.एल. / BRBCL  
नवीनगर टी.पी.पी. / Nabinagar T.P.P.  
औरंगाबाद, बिहार / Aurangabad, Bihar


- b) The Responsible Entity shall follow procedure of identifying “Electronic Security Perimeter” in case of distributed and/or hybrid information infrastructure, as per IEC 62443 / IS16335 (as amended from time to time).
- c) The Responsible Entity shall ensure that every Critical System resides within an Electronic Security Perimeter.
- d) The Responsible Entity shall perform a cyber-Vulnerability Assessment of each electronic Access Points to the Electronic Security Perimeter(s) at least once in every 6 (six) months and/or after any change in Security Architecture.
- e) The Responsible Entity shall ensure that all critical, high and medium vulnerabilities identified as a result of cyber Vulnerability Assessment shall be closed and verified for the effective closure.

#### Article 5. Cyber Security Requirements

- a) The Responsible Entity shall have an Information Security Division (ISD), headed by CISO.
- b) The Responsible Entity shall ensure that the ISD must be functional on 24x7x365 basis and is manned by sufficient numbers of Engineers having valid certificate of successful completion of course on cyber security of Power Sector from the Training Institutes designated by CEA.
- c) The Responsible Entity shall ensure that ISD
  - 1) has on-boarded Cyber Swachhta Kendra(CSK) of CERT-In, if they have public IPs.
  - 2) has timely acted upon the advisories, guidelines and directive of NCIIPC, CSK, CERT-In and Sectoral CERTs,
  - 3) has deployed an Intrusion Detection System and Intrusion Prevention System capable of identifying behavioural anomaly in both IT as well as OT Systems.
  - 4) shares reports on incident response and targeted malware samples with CERT-In,
  - 5) updates the firmware/software with the digitally signed OEM validated patches only.
  - 6) enables only those ports and services that are required for normal operations. In case of any emergency the procedure as laid in Access management be followed.
  - 7) maintains firewall logs for the last 6 months duration. Firewall logs shall be analysed and all critical and high severity comments shall be addressed for effective closure.
  - 8) retains document of FAT, SAT test results and report/ certificate of cyber tests carried out for compliance of Government Orders and Cyber Security Audit.\*
  - 9) maintains all cyber logs and cyber forensic records of any incident for at least\*\* 90 days.

\* FAT, SAT must include comprehensive cyber security tests of the component/equipment/system to be delivered/delivered at site.

\*\* 90 days from date of the commissioning of the system/recovery from any incident, whichever is later.
- d) The Responsible Entity shall routinely audit and test security properties of the Critical System and must act upon, in case if any new vulnerabilities is identified through testing or by the equipment manufacturer.

  
 अविनाश शुक्ला / Avinash Shukla  
 वरिष्ठ प्रबंधक (ईंटीएमटीए)  
 Sr. Manager (EEMG)  
 बी.आर.वी.सी.एल. / BRBCL  
 नवीनगर टी.पी.पी. / Nabinagar T.P.P.  
 औरंगाबाद, बिहार / Aurangabad, Bihar

- e) The Responsible Entity shall design a secure architecture for control system appropriate for their process control environment\*.
- f) All State Load Dispatch Centres(SLDCs) shall comply with the directions issued by the National Load Dispatch Centre(NLDC) as well as Regional Load Dispatch Centres(RLDCs) U/s 29 (1) of the Electricity Act, 2003 to ensure stability and cyber security of grid operation and achieve efficiency in the grid operation. In case of any non-compliance, the Head of SLDC shall be responsible and shall be liable for Penalty as per the provision of CERC/SERC.

\*There are so many different types of systems in existence and so many possible solutions, it is important that the selection process ensures that the level of protection is commensurate with the business risk and the Responsible Entity shall not rely on one single security measure for its defence. (Reference IEC/TR62351-10 Edition1.0 2012-10 Power systems management and associated information exchange –Data and communications security – Part 10: Security architecture guidelines).

#### **Article 6 Cyber Risk Assessment and Mitigation Plan**

- a) The Responsible Entity shall document in their Cyber Security Policy a Cyber Risk Assessment and Mitigation Plans drawn upon the best practises being followed in the Power Sector, and the same shall be approved by Board of Directors.
- b) The Cyber Risk Assessment and Mitigation Plans shall clearly define the matrix for assessing the cyber risk of both IT and OT environment and risk acceptance criteria.
- c) The Cyber Risk Assessment Plan shall be capable to demonstrate that repeated cyber security risk assessment delivers consistent, valid and comparable results.
- d) The review of cyber risk assessment shall be carried out at least once in a Quarter. The actionable of risk treatment and mitigation shall be tracked in this review for their effectiveness.
- e) The CISO shall be responsible for implementation and regular review, on the basis of internal and external feedbacks, of the Cyber Risk Assessment and Mitigation Plans.

#### **Article 7 Phasing out of Legacy System**

- a) As the life cycle of the Power System Equipment/System is longer than that of IT Systems deployed therein, the Responsible Entity shall ensure that all IT technologies in the Power System Equipment/System should have the ability to be upgraded.
- b) The Responsible Entity shall ensure that the Information Security Division shall draw the list of all communicable equipments/systems nearing end life or are left without support from OEM. Thereafter CISO shall identify equipment/systems to be phased out from the list drawn, firm up their replacement plan and put up the replacement plan for approval before the Board of Directors.
- c) The CISO shall ensure that till equipments/systems nearing end life or left without support from OEM are not replaced, their cyber security is hardened and ensured through additional controls provisioned in consultation with the OEM or alternate Supplier(s)\*.  
\*e.g. Use of CDAC developed AppSamvid and whitelisting of applications installed may be explored across all legacy systems.
- d) The Responsible Entity shall document in their Cyber Security Policy a Standard Operating Procedure for safe and secure disposal of outlived or legacy devices.

अविनाश शुक्ला / AVINASH SHUKLA  
वरिष्ठ प्रबंधक (ई०ई०एम०जी०)  
Sr. Manager (EEMG)  
बी.आर.बी.सी.एल. / BRBCL  
नवीनगर टी.पी.पी. / Nabinagar T.P.P.  
औरंगाबाद, बिहार / Aurangabad, Bihar

## Article 8. Cyber Security Training.

- a) The Responsible Entity shall establish, document, implement, and maintain an annual cyber security training program for personnel having authorized cyber or authorized physical access (unescorted or escorted) to their Critical Systems.
- b) The Responsible Entity shall review annually their cyber security training program and shall update it whenever necessary. Annual Review shall record evaluation of the effectiveness of the trainings held.
- c) The Responsible Entity shall ensure that Cyber Security training program designed for their IT as well as OT O&M Personnel must include following topics and as per their functional requirements and security concerns additional topics shall be added:
  - 1) User authentication and authorization.
  - 2) Cyber Security and Protection mechanisms of IT/OT/ICS Systems.
  - 3) Introduction to various standards i.e. ISO/IEC:15408, ISO/IEC:24748-1, ISO: 27001, ISO: 27002, ISO 27019, IS 16335, IEC/ISO:62443.
  - 4) Training on implementation of ISO/IEC 27001 and awareness on IEC 62443.
  - 5) Vulnerability Assessment in the Critical System.
  - 6) Monitoring and preserving of electronic logs of access of Critical Assets.
  - 7) Detecting cyber-attacks on SCADA and ICS systems
  - 8) The handling of Critical System during cyber crisis.
  - 9) Action plans and procedures to recover or re-establish normal functioning of Critical Assets and access thereto following a Cyber Security Incident.
  - 10) Hands on SCADA operation at any of the Regional Load Dispatch Centre.
  - 11) Handling of risks involved in the procurement of COTS Products.
- d) All Personnel engaged in O&M of IT & OT Systems shall mandatorily undergo courses on cyber security of Power Sector from any of the training institute designated by CEA, immediately within 90 days from the notification of CEA Guidelines on Cyber Security in Power Sector.
- e) The Responsible Entity shall ensure that none of their newly hired or the current Personnel have access to the Critical System, prior to the satisfactory completion of cyber security training programme from the Training Institutes designated in India, except in specified circumstances such as cyber crisis or an emergency.
- f) NPTI in consultation with CEA shall identify and design domain specific courses on Cyber Security for different target groups. The "Governing Board for PSO Training and Certification" shall approve the content, duration etc of these courses and shall review it Annually. NPTI shall conduct these courses at all of their branches on regular basis and shall maintain the list of the Participants successfully completing the course.

## Article 9 Cyber Supply Chain Risk Management

- a) The Responsible Entity shall ensure that, as and when Ministry of Power, Government of India notifies the Model Contractual Clauses on cyber security, these clauses are included in their every Bid invited for procurement of any ICT based components/equipments/System to be used for Power System.
- b) The Responsible Entity shall ensure that all the Communicable Intelligent Equipments and the Service Level Agreements (SLAs) for their Critical Systems shall be sourced from the list of the "Trusted Sources" as and when drawn by MoP/CEA.

अविनाश शुक्ला / AVINASH SHUKLA  
वरिष्ठ प्रबंधक (ई.ओ.सी.एल.)  
Sr. Manager (E.O.S.L.)  
बी.आर.बी.सी.एल. / RBCL  
नवीनगर टी.पी.पी. / Nabinagar T.P.P.  
औरंगाबाद, बिहार / Aurangabad, Bihar



Cyber Security Incident(s) as a Cyber Crisis in the System owned or controlled by them.

- d) The Responsible Entity shall mandatorily designate an Officer along with his/her standby by name and designation and empower them to declare an occurrence of the incident(s) as "Cyber Crisis". The contact details of these Officers shall be updated in the C-CMP within 15 days of changes if any due to transfer or superannuation etc.
- e) The CISO shall ensure that during any Cyber Security Incident, ISD monitors and minutely records every details of cyber security events and incidents in both IT as well as the OT System owned or controlled by the Responsible Entity.
- f) The CISO shall ensure that each cyber incident is handled strictly as per Cyber Security Incident Response Plan detailed in the latest C-CMP approved by the Board of Directors.
- g) The Responsible Entity shall ensure that the efficacy of the Cyber Security Incident Response Plan is tested annually through mock drill(s) carried out, if feasible, as simulation exercise(s) or as table top exercise(s) with wider participation of their employees, in consultation with CERT-In and sectoral CERT. In case if any shortcoming is observed in the Cyber Security Incident Response Plan suitable changes shall be made in it.
- h) The Responsible Entity shall ensure that the CISO compiles details of incident detection, incident handling, learnings from each incident and damage claims made if any and shall report to CERT-In as well as upload information on ISAC-Power Portal.

#### **Article 11 Cyber Crisis Management Plan(C-CMP)**

- a) The Responsible Entity shall prepare a Cyber Crisis Management Plan and submit to their sectoral-CERT for review with intimation to Ministry of Power/CISO-MoP. Responsible Entity shall update their C-CMP on the basis of comments made by sectoral-CERT and then submit for vetting to CERT-In. The C-CMP shall be updated once again to include the observations made by CERT-In before seeking approval of Board of Directors for implementation of C-CMP.
- b) The Responsible Entity shall ensure that the C-CMP is reviewed at least annually. The CISO shall ensure that all changes are made in C-CMP only with the due approval of Board of Directors and the changes made in C-CMP have been communicated through a verifiable means to all the concerned Personnel of the Responsible Entity.
- c) The CISOs shall be the custodian of all the cyber security related documents including Cyber Crisis Management Plan, Risk Treatment Plan, Statement of Applicability of controls, and compliance to regulator's requirement.
- d) The CISO shall be accountable for ensuring enforcement of C-CMP by Information Security Division of the Responsible Entity, during a cyber-crisis, as and when declared by the designated Officer. (refer Article 10(d))

#### **Article 12: Sabotage Reporting%**

- a) The Responsible Entity shall incorporate procedure for identifying and reporting of sabotage in their Cyber Security Policy within 30 days from issue of the Guidelines, or grant of licence under the appropriate legal provisions to the Responsible Entity.
- b) The CISO shall be held liable for non-reporting of identified sabotage(s) as per procedure laid for identifying and reporting of sabotage in the Cyber Security Policy of the Responsible Entity.

अविनाश शुक्ला / AVINASH SHUKLA  
वरिष्ठ प्रबंधक (ई०ई०एम०ई०)  
Sr. Manager (EEM)  
बी.आर.बी.सी.एल. / BRBCL  
नवीनगर टी.पी.ओ. / Nabinagar T.P.O.  
औरंगाबाद, बिहार / Aurangabad, Bihar

- c) The CISO shall prepare a detailed report on disturbances or unusual occurrences, identified, suspected or determined to be caused by sabotage in the Critical System of the Responsible Entity, and shall submit the report to the Sectoral CERT as well as to CERT-In within 24 hours of its occurrence.
- d) The CISO shall submit to NCIIPC within 24 hours of occurrence the report on every sabotage classified as cyber incidents(s) on "Protected System".
- e) The CISO upon occurrence on every sabotage shall take custody of all log records as well as digital forensic records of affected Cyber Assets, Intrusion Detection System, Intrusion Protection System, SIEM and shall preserve them for at least 90 days and shall make them available as and when called upon for investigation by the concerned Agencies.

*%Disturbances or unusual occurrences, suspected or determined to be caused by sabotage.*

*Sabotage e.g. can be a forced intrusion in un-manned/manned facility and taking control of operation of Critical System through a communicating device.*

### **Article 13 Security and Testing of Cyber Assets**

- a) The Responsible Entity shall ensure security of all in-service phase as well as standby Cyber Assets through regular firmware/Software updates and patching, Vulnerability management, Penetration testing (of combined installations), securing configuration, supplementing security controls. CISO shall maintain details of update version of each firmware and software and their certification if received from OEMs.
- b) The Responsible Entity shall carry out regularly Vulnerability Assessment of all Cyber Assets owned or under their control. If a Cyber Asset is found vulnerable to any exploits or upon any patch updates or major configuration changes, then further Penetration Testing may be carried out offline or in a suitably configured laboratory test-bed to determine other vulnerabilities that may have not been identified so far.
- c) The Responsible Entity shall specify security requirement and evaluation criteria during each phase of their procurement Process.
- d) The Responsible Entity shall ensure that all Cyber Assets being procured shall conform to the type tests as mentioned in the specification for type testing listed in the bid document. Type test reports of tests conducted in NABL accredited Labs or internationally accredited labs (with in last 5 years from the date of bid opening) shall be mandated to be submitted along with bid. In case, the submitted Type Test reports are not as per specification, the re-tests shall be conducted without any cost implication to the Responsible Entity.
- e) The Responsible Entity shall ensure that all Communicable devices are tested for communication protocol as per the ISO/IEC/IS standards listed in **MoP Order No. 12/13/2020-T&R dated 8<sup>th</sup> June, 2021(Annexure-B)**.
- f) The Responsible Entity shall ensure that all Critical Systems designed with Open Source Software are adequately cyber secured.
- g) The Responsible Entity as a best practise upon any incidence of Cyber Security Breach shall carry out cyber security tests at any lab designated for cyber testing by Ministry of Power. These tests shall be similar to Pre Commissioning Security Test and those essential for carrying out Post Incident Forensics Analysis.

### **Article 14 Cyber Security Audit**

अविनाश शुक्ला / AVINASH SHUKLA  
 वरिष्ठ प्रबंधक (ई-सुरक्षा)  
 Sr. Manager (EEM)  
 बी.आर.बी.सी.एल. / BRECL  
 नवीनगर टी.पी.पी. / Nabinagar T.P.P.  
 औरंगाबाद, बिहार / Aurangabad, Bihar

- a) The Responsible Entity shall implement Information Security Management System (ISMS) covering all its Critical Systems.
- b) The Responsible Entity shall through a CERT-In Empanelled Cyber Security OT Auditor shall get their IT as well as OT System audited at least once in every 6 (six) months and shall close all critical and high vulnerabilities within a period of one month and medium as well as low non-conformity before the next audit. Effective closure of all non-conformities shall be verified during the next audit.
- c) The Cyber Security Audit shall be as per ISO/IEC 27001 along with sector specific standard ISO/IEC 27019, IS 16335 and other guidelines issued by appropriate Authority if any. These mentioned standards shall be current with all amendments if any and in case if any standard is superseded, the new standard shall be applicable. CISO shall ensure immediate closure of non-conformance, based on the criticality and by means all non-conformances are to be closed before the next audit.
- d) The Responsible Entity shall ensure that CISO has all the required systems and documents in place, as mandated by NSCS for base line cyber security audit.

  
अविनाश शुक्ला / AVINASH SHUKLA  
वरिष्ठ प्रबंधक (ई०ई०एम०जी०)  
Sr. Manager (EEMG)  
बी.आर.सी.सी.एन. / BRBCL  
नवीनगर टॉ.पी.पी. / Narainagar T.P.P.  
औरंगाबाद, विद्यार्थी नगर, औरंगाबाद - 431 004

**FAT & SAT**

1. During FAT stage, the customer has to verify all types test reports / certificates including Communication protocol and security conformance tests of the devices offered for FAT.
2. FAT of SCADA involves testing as a whole system in the integrated scale down set up. For SCADA, Indian standard IS 15953: 2011 “SCADA System for Power System Applications” provides definition and guidelines for the specification, performance analysis and application of SCADA systems for use in electrical utilities (for transmission & Distribution) including guidance on Tests and inspections.
3. The SAT will be done at customer site as per the SAT document mutually agreed by buyer and supplier. For SAT also, guidance from IS 15953: 2011 need to be applied.
4. IEC 61850-10-3 Communication Networks and Systems For Power Utility Automation- Functional testing of IEC 61850 systems (in draft stage - CDTR) covers testing of applications within substations covering
  - a. A methodical approach to the verification and validation of a substation solution
  - b. The use of IEC 61850 resources for testing in Edition 2.1
  - c. Recommended testing practices for different use cases
  - d. Definition of the process for testing of IEC 61850 based devices and systems using communications instead of hard wired system interfaces (ex. GOOSE and SV instead of hardwired interfaces)
  - e. Use cases related to protection and control functions verification and testing.

This standard may be used as a guidelines for FAT & SAT for Substation Automation System (SAS) based on IEC 61850.



अविनाश शुक्ला / AVINASH SHUKLA  
वरिष्ठ प्रबंधक (ई०ई०एम०जी०)  
Sr. Manager (EEMG)  
बी.आर.वी.सी.एल. / BRBCL  
नवीनगर टी.पी.पी. / Nabnagar T.P.P.  
औरंगाबाद, बिहार / Aurangabad, Bihar

## Annexure - B

## Annexure – 1

## List of designated laboratories for cyber security conformance testing

Table -A. Field Equipment /Operational Technology (OT)

Sl. No.	Equipment	Communication Protocol Conformance Standards	Protocol Security Conformance Standards	Designated Laboratories
1	Remote Terminal Units (RTUs) & PLCs with IEC communications protocols	IEC 60870-5 -101 / IEC 60870-5 -104 (Test Details Annexure 2)	IEC 60870-5-7 Security extension & IEC 62351 series (specifically IEC 62351-100 parts 1 & 3) ( Test Details Annexure-2)	Central Power Research Institute (CPRI), Prof Sir C V Raman Road, Sadashivanagar P O, Bengaluru – 560080, Karnataka
2	Intelligent Electronic Equipment / Numerical Protection Relays / Bay Control Units / Bay Protection Units, Gateways, Transformer Tap controller/ changer, etc. with IEC 61850 communication protocol	IEC 61850 – 5 to IEC 61850 – 10  ( Test Details Annexure 2)		CPRI
3	Smart meters with IEC 62056 communication protocols	IEC 62056 series / DLMS & IS 15959 series and IS 16444 series ( Test details Annexure 2)	IEC 62056 series / DLMS & IS 15959 series and IS 16444 series (Test Details Annexure 2)	1. CPRI 2. Electrical Research and Development Association (ERDA), ERDA Road, GIDC, Makarpura, Vadodara - 390 010 Gujarat 3. Yadav Measurements Pvt. Ltd. (YMPL) 373-375, RIICO Bhamashah Industrial Area Kaladwas 313003 Udaipur – Rajasthan

अविनाश शुक्ला / AVINASH SHUKLA  
वरिष्ठ प्रबंधक (ई०ई०एम०ए०)  
Sr. Manager (EEM&A)  
बी.आर.बी.सी.एल. / BRBCL  
नवीनगर टी.पी.पी. / Nabinagar T.P.P.  
औरंगाबाद, बिहार / Aurangabad, Bihar

**Information Technology (IT) Equipment (Main / Backup / Disaster recovery (DR) Control Centre / Substation control centre IT equipment)**

All IT products procured /supplied shall have a valid Certificate of Common Criteria as per ISO/IEC 15408 issued by signatories of the Common Criteria Recognition Agreement (CCRA) ([www.commoncriteriaportal.org](http://www.commoncriteriaportal.org)).

Import/procurement/supplied from vendors sourcing from prior reference countries, the Certificate for Common Criteria shall be from Government Laboratories in India according to the IC3S scheme operated by Ministry of Electronics and Information Technology, which is a signatory to CCRA.

<https://www.commoncriteria-india.gov.in/>

  
अविनाश शुक्ला / AVINASH SHUKLA  
वरिष्ठ प्रबंधक (ई०ई०एम०जी०)  
Sr. Manager (EEMG)  
बी.आर.बी.सी.एल. / BRBCL  
नवीनगर टी.पी.पी. / Nabinagar T.P.P.  
औरंगाबाद, बिहार / Aurangabad Bihar

**Details of tests for various identified products**

**Remote Terminal Units (RTUs) (Sl. No. 1 of Table – A of Annexure – 1)**

**Test protocol:**

Utilities / manufacturers will submit the sample along with all the required technical documentation for taking up testing to the designated laboratory.

**Reference standards**

- 1) IEC 60870-5-101 & IEC 60870-5-104 as applicable
- 2) IEC 60870-5-7 Telecontrol equipment and systems - Part 5-7: Transmission protocols - Security extensions to IEC 60870-5-101 and IEC 60870-5-104 protocols (applying IEC 62351)
- 3) IEC 62351-100-1 & IEC 62351-100-3 and other cross referenced standards.

**Test cases**

**Extract from standard (IEC 62351-100-1)**

The conformance test cases are divided into four clauses:

- Clause 5: Verification of configuration parameters. This clause contains the configuration parameters affecting the message contents and/or the protocol behaviour.
- Clause 6: Verification of communication. The goal of this clause is to verify that Device Under Test (DUT) is able to implement the security extension messages as described in IEC TS 60870-5-7.
- Clause 7: Verification of procedures. The goal of this clause is to verify that DUT is able to execute the security extension procedures as described in IEC TS 62351-5.
- Clause 8: Test result chart. This clause contains the results of the test cases listed in Clauses 6 and 7 for each supported value of the configuration parameters listed in Clause 5.

The test cases are organized in tables. They are numbered; their numbering syntax is: Subclause number (where the Table is located) + test case number.

In the column 'reference' each test case has a direct reference to IEC TS 62351-5 or IEC TS 60870-5-7 where the clause under test is defined.

Test cases are mandatory depending on the description in the column 'Required'. The following situations are possible:

M= Mandatory test case. The test is referencing a clause that is mandatory in IEC TS 62351-5 or IEC TS 60870-5-7.

Protocol Information Conformance Statement (PICS) x, x = Mandatory test case if the functionality is enabled in the PICS (by marking the applicable check box), with a reference to the section number of the PICS (x.x).

अविनाश शुक्ला / AVINASH SHUKLA  
वरिष्ठ प्रबंधक (ई०ई०एम०जे०)  
Sr. Manager (EEMG)  
बी.आर.बी.सी.एल. / BRBCL  
नवीनगर टी.पी.पी. / Nabinagar T.P.P.  
औरंगाबाद, बिहार / Aurangabad, Bihar

## Conformance testing of security extension procedures

The security extension procedures can be summarized as follows:

- User management
- Update key maintenance
- Session key maintenance
- Challenge/Reply authentication
- Aggressive Mode authentication

### Extract from standard (IEC 62351-100-3)

IEC 62351-3 defines the requirements related to the authentication/encryption protocol, procedures and methods to be implemented at TCP/IP (transport) level.

The conformance test cases are divided into three clauses:

- Clause 5: Verification of configuration parameters. This clause contains the parameters specified by the standards referencing IEC 62351-3 (see IEC 62351-3:2014/AMD1:2018, Clause 7) and affecting the protocol behaviour.
- Clause 6: Verification of IEC 62351-3 requirements. The goal of this clause is to verify that DUT is conformant to the requirements of the IEC 62351-3.
- Clause 7: Test result chart. This clause contains the results of the test cases listed in Clause 6 for each supported value of the configuration parameters listed in Clause 5.

The test cases are organized in tables. They are numbered, their numbering syntax is: Subclause number (where the table is located) + test case number.

In the column 'Reference' each test case has a direct reference to IEC 62351-3 where the clause under test is defined. PICS or Protocol Implementation eXtra Information for Testing (PIXIT) could be found in the "Reference" column for some test cases whenever the execution of the test case shall take into account specific parameter values declared in the PICS or PIXIT of the DUT.


Test cases are mandatory depending on the description in the column 'Required'. The following situations are possible:

M = Mandatory test case. The test is referencing to a clause that is mandatory in IEC 62351-3.

PICS

or

PIXIT = Mandatory test case if the functionality is enabled in the PICS or PIXIT by marking the applicable check box or declaring the applicable value.

  
अविनाश शुक्ला / AVINASH SHUKLA  
वरिष्ठ प्रबंधक (ई०ई०एम०जी०)  
Sr. Manager (EEMG)  
बी.आर.बी.सी.एल. / BRBCL  
नवीनगर टी.पी.पी. / Nabinagar T.P.P.  
औरंगाबाद, बिहार / Aurangabad Bihar

### **Intelligent Electronic Devices (IEDs) (Sl. No. 2 of Table – A of Annexure – 1)**

Utilities / manufacturers will submit the sample along with all the required technical documentation for taking up testing to the designated laboratory.

#### **Reference standards**

IEC 61850 series

Specifically IEC 61850-5, IEC 61850-6, IEC 61850-7, IEC 61850-8, IEC 61850-9 and IEC 61850-10

#### **Test cases**

Communication protocol conformance as per IEC 61850 -10. This part of standard defines methods and abstract test cases for conformance testing of client, server and sampled values devices used in power utility automation systems, the methods and abstract test cases for conformance testing of engineering tools used in power utility automation systems, and the metrics to be measured within devices according to the requirements defined in IEC 61850-5. Further this part of standard specifies standard techniques for testing of conformance of client, server and sampled value devices and engineering tools, as well as specific measurement techniques to be applied when declaring performance parameters. The use of these techniques will enhance the ability of the system integrator to integrate IEDs easily, operate IEDs correctly, and support the applications as intended.


### **Smart Meters (Sl. No. 3 of Table – A of Annexure – 1)**

Utilities / manufacturers will submit the sample along with all the required technical documentation for taking up testing to the designated laboratory.

IEC 62056 series of standards (Electricity metering data exchange – The DLMS/COSEM suite) specifies details of communication protocol requirements, conformance testing and security requirements. The Part 5-3 (DLMS/COSEM application layer) specifies the DLMS/COSEM application layer in terms of structure, services and protocols for DLMS/COSEM clients and servers, and defines rules to specify the DLMS/COSEM communication profiles. It defines services for establishing and releasing application associations, and data communication services for accessing the methods and attributes of COSEM interface objects, defined in IEC 62056-6-2 using either logical name (LN) or short name (SN) referencing.

Clause 5 and sub clauses specifies security requirements. It cover security concepts, Identification and authentication, Cryptographic algorithms, Cryptographic keys – overview, Key used with symmetric key algorithms, Keys used with public key algorithms and Applying cryptographic protection.

**Note:** All above referred standards shall be latest with amendments if any at the time of submission of sample(s) for testing.

  
अविनाश शुक्ला / AVINASH SHUKLA  
वरिष्ठ प्रबंधक (ई०ई०एम०सी०)  
Sr. Manager (EEMG)  
बी.आर.वी.सी.एल. / BRBCL  
नवीनगर टी.पी.पी. / Nabinagar T.P.P.  
औरंगाबाद, बिहार / Aurangabad, Bihar

**Testing Criteria**

**1) Supply from Trusted Sources**

The sample size shall be as specified by CEA as per the approved criteria for Trusted Vendors

**2) Supply from other than trusted vendors**

The sample size shall be shall be 5% of the supply lot / ordered quantity (minimum one). The manufacturer shall submit request to the Nodal agency along with vendor's / manufacturer's certifications for supply chain management system practices and secure product development process implementations based on any one or more of standards ISO / IEC 27036, ISO / IEC 20243, IEC 62443 for verification.

After scrutiny of vendor's / manufacturer's certifications the supplier / utilities shall be asked to submit product to the designated laboratory for communication and cyber security conformance testing.

The supply lot shall stand rejected on failure to comply with the test requirements.


**3) Supply from prior reference countries**

The utility shall obtain prior permission from the Government of India for importing the product / system from prior reference countries.

The sample size shall be shall be 10 % of the supply lot / ordered quantity (minimum one). The manufacturer shall submit request to the Nodal agency along with vendor's / manufacturer's certifications for supply chain management system practices and secure product development process implementations based on any one or more of standards ISO / IEC 27036, ISO / IEC 20243, IEC 62443 for verification.

After scrutiny of vendor's / manufacturer's certifications the supplier / utilities shall be asked to submit product to the designated Government / Government controlled Autonomous laboratory for type tests (Annexure – 4) and communication & cyber security conformance testing.

The supply lot shall stand rejected on failure to comply with the test requirements.

  
अविनाश शुक्ला / AVINASH SHUKLA  
वरिष्ठ प्रबंधक (ई०ई०एम०जी०)  
Sr. Manager (EEMG)  
बी.आर.बी.सी.एल. / BRBCL  
नवीनगर टी.पी.पी. / Nabinagar T.P.P.  
औरंगाबाद, बिहार / Aurangabad, Bihar

### Type Tests

Products imported from prior reference countries shall also undergo type testing as per following standards in addition to communication protocol and security conformance testing at the designated Government / Government controlled Autonomous laboratory:

#### Type test standards for RTUs

1. IEC 60870-1-2:1989 Telecontrol equipment and systems. Part 1: General considerations. Section Two: Guide for specifications.
2. IEC 60870-2-1:1995 Telecontrol equipment and systems - Part 2: Operating conditions - Section 1: Power supply and electromagnetic compatibility.
3. IEC 60870-2-2:1996 Telecontrol equipment and systems - Part 2: Operating conditions -Section 2: Environmental conditions (climatic, mechanical and other non-electrical influences).
4. IEC 60870-3:1989 Telecontrol equipment and systems. Part 3: Interfaces (electrical characteristics)

#### Type test standard for IEDs / Numerical Protection Relays / Bay controls units


1. IEC 61850-3: 2013, Ed. 2 Communication networks and systems for power utility automation – Part 3: General requirements.

#### Type test standards for Smart meters

1. IS 16444: 2015 AC static direct connected watthour smart meter class 1 and 2 – Specification.
2. IS 16444 Part 2: 2017 AC static transformer operated watthour and var - Hour smart meters, class 0.2 S, 0.5 S and 1.0 S: Part 2 specification transformer operated smart meters.

#### Note:

1. All above referred standards shall be latest with amendments if any at the time of submission of sample(s) for testing.
2. Type tests generally covers functionality, environmental, mechanical, EMI/ EMC and electrical safety related tests.

  
अविनाश शुक्ला / Avinash Shukla  
वरिष्ठ प्रबंधक (ईएमजी)  
Sr. Manager (EEMG)  
बी.आर.बी.सी.एल. / BRBCL  
नवीनगर टी.पी.पी. / Nabinagar T.P.P.  
औरंगाबाद, बिहार / Aurangabad, Bihar

Mail  Contacts  Calendar  Tasks  Briefcase  Preferences  Search  FW: Regarding t

Close  Reply  Reply to All  Forward  Delete  Spam  Actions

**FW: Regarding to obsolete letter against Electronic cards of Safe Scan I and Safe Scan II flame scanners**

From: [dkram](#)  
 To: [Rajendra Prasad राजेन्द्र प्रसाद](#) [nkyadav](#)  
 Cc: [hkverma02](#) [Ajaya Kumar](#) [amresh](#)

[PR1.pdf \(92.1 KB\)](#) [Download](#) | [Briefcase](#) | [Remove](#)  
[BID Doc.pdf \(2.3 MB\)](#) [Download](#) | [Briefcase](#) | [Remove](#)  
[Download all attachments](#)  
[Remove all attachments](#)

\*\*\*\*Security Advisory: This Email has been sent by a Non-NTPC mail ID from Internet. The Actual sender determined by Security Gateway recognise the source of this email and know the content is safe. \*\*\*\*  
 Dear Sir,

Your NIT no. 990022218  
 Our offer no. SB20P0091

Design and majority of the electronic parts used in the modules of Safe Scan I & II Flame scanners are obsolete and not available in the market. Due to these reasons the modules of Safe Scan I & II Flame scanners cannot be manufactured. However, the modules will be serviced for next 2 to 3 years".

Regards,

D K RAM  
 BHEL-SSBG-Patna

-----Original Message-----  
 From: Rajendra Prasad [mailto:rajendraprasad04@ntpc.co.in]  
 Sent: 22 August 2020 12:02  
 To: dkram@bhel.in; amresh@bhel.in  
 Cc: anup.kumar@bhel.in; hkverma02 <hkverma02@ntpc.co.in>  
 Subject: Fwd: Regarding to obsolete Letter against Electronic cards of Safe Scan I and Safe Scan II Flame scanners

वॉरिष्ठ प्रबंधक (ई-ईएमओ)  
 Sr. Manager (EEMG)  
 श्री.आर.डी.सी.एस. / BRBCL  
 नवीनगर टी.पी.पी. / Nabinagar THP  
 औरंगाबाद, बिहार / Aurangabad, Bihar

DETAILS OF SOURCE WISE FUEL FOR COMPUTATION OF ENERGY CHARGES		PART 1		
		FORM-15 (Provisional)		
NAME OF THE COMPANY		BHARTIYA RAIL BIJLEE COMPANY LIMITED		
NAME OF THE GENERATING STATION		Nabinagar Thermal Power Station		
MONTH:		Apr-23		
S NO.	Particulars	Unit	Domestic Coal	Imported Coal
A)	OPENING QUANTITY			
1	OPENING QUANTITY OF COAL/LIGNITE	(MT)	44,558.372	22,222.427
2	VALUE OF STOCK	(RS)	14,57,67,604.70	40,58,28,672.05
B)	QUANTITY			
3	QUANTITY OF COAL/LIGNITE SUPPLIED BY COAL/LIGNITE COMPANY	(MT)	4,13,305.070	30,788.600
4	ADJUSTMENT (+/-) IN QUANTITY SUPPLIED MADE BY COAL/LIGNITE COMPANY	(MT)		
5	COAL SUPPLIED BY COAL/LIGNITE COMPANY(3+4)	(MT)	4,13,305.070	30,788.600
6	NORMATIVE TRANSIT & HANDLING LOSSES (FOR COAL/LIGNITE BASED PROJECTS)	(MT)	3,306.441	61.577
7	NET COAL/LIGNITE SUPPLIED [5-6]	(MT)	4,09,998.629	30,727.023
C)	PRICE			
8	AMOUNT CHARGED BY COAL/LIGNITE COMPANY	(Rs.)	87,00,30,206.71	56,31,50,026.00
9	ADJUSTMENT (+/-) IN AMOUNT CHARGED BY COAL/LIGNITE COMPANY	(Rs.)		
10	HANDLING, SAMPLING AND SUCH OTHER SIMILAR CHARGES		1,43,23,461.42	0.04
11	TOTAL AMOUNT CHARGED (8+9+10)	(Rs.)	88,43,53,668.13	56,31,50,026.04
D)	TRANSPORTATION			
12	TRANSPORTATION CHARGES BY RAIL/ROAD/SHIP TRANSPORT	(Rs.)	31,10,30,805.00	
	BY RAIL		31,10,30,805.00	
	BY ROAD			
	BY SHIP			
13	ADJUSTMENT (+/-) IN AMOUNT CHARGED MADE BY	(Rs.)		
14	DEMURRAGE CHARGES, IF ANY	(Rs.)		
15	COST OF DIESEL IN TRANSPORTING COAL THROUGH MGR SYSTEM, IF APPLICABLE	(Rs.)	28,04,887.59	
16	TOTAL TRANSPORTATION CHARGES(12+13+14+15)	(Rs.)	31,38,35,692.59	
17	TOTAL AMOUNT CHARGED FOR COAL/LIGNITE SUPPLIED INCLUDING TRANSPORTATION (11+16)	(Rs.)	1,19,81,89,350.72	56,31,50,026.04
E)	TOTAL COST			
18	LANDED COST OF COAL/LIGNITE(2+17)/(1+7)	Rs./MT	2,956.63	18,300.07
19	BLENDED RATIO(DOMESTIC/IMPORTED)		0.9369	0.0631
20	WEIGHTED AVERAGE COST OF COAL/LIGNITE	Rs./MT	3,924.80	
F)	QUALITY			
21	GCV OF DOMESTIC COAL OF THE OPENING STOCK AS PER BILL OF COAL COMPANY	(kCal/Kg)	4370	
22	GCV OF DOMESTIC COAL SUPPLIED AS PER BILL OF COAL COMPANY	(kCal/Kg)	4367	
23	GCV OF IMPORTED COAL OF THE OPENING STOCK AS PER BILL OF COAL COMPANY	(kCal/Kg)		5000
24	GCV OF IMPORTED COAL SUPPLIED AS PER BILL OF COAL COMPANY	(kCal/Kg)		5000
25	WEIGHTED AVERAGE GCV OF COAL/LIGNITE AS BILLED	(kCal/Kg)	4367	5000
26	GCV OF DOMESTIC COAL OF THE OPENING STOCK AS RECEIVED AT STATION	(kCal/Kg)	2957	
27	GCV OF DOMESTIC COAL SUPPLIED AS RECEIVED AT STATION	(kCal/Kg)	3168	
28	GCV OF IMPORTED COAL OF OPENING STOCK AS RECEIVED AT STATION	(kCal/Kg)		5090
29	GCV OF IMPORTED COAL OF OPENING STOCK AS RECEIVED AT STATION	(kCal/Kg)		5076
30	WEIGHTED AVERAGE GCV OF COAL/LIGNITE AS RECEIVED AT STATION	(kCal/Kg)	3147	5082
31	WEIGHTED AVERAGE GCV OF COAL/LIGNITE	(kCal/Kg)		3269

*Muni Dhanraj*

M No. 422905  
PARTNER



*R. Vijayashree*  
(Vijayashree Ranganathan)  
CFO

विजयश्री रंगनाथन / Vijayashree Ranganathan  
मुख्य वित्त अधिकारी  
Chief Financial Officer  
बीआरबीसीएल, नवीनगर, औरंगाबाद, बिहार  
BRBCL, Nabinagar Thermal Power Station

*Avinash Shukla*  
अविनाश शुक्ला / AVINASH SHUKLA  
वरिष्ठ प्रबंधक (ई०ई०एम०जी०)  
Sr. Manager (EEMG)  
बी.आर.बी.सी.एल./ BRBCL  
नवीनगर टी.पी.पी./ Nabinagar T.P.P.  
औरंगाबाद, बिहार/ Aurangabad, Bihar

DETAILS OF SOURCE WISE FUEL FOR COMPUTATION OF ENERGY CHARGES		PART 1		
		FORM-15 (Provisional)		
NAME OF THE COMPANY		BHARTIYA RAIL BIJLEE COMPANY LIMITED		
NAME OF THE GENERATING STATION		Nabinagar Thermal Power Station		
MONTH:		May-23		
S NO.	Particulars	Unit	Domestic Coal	Imported Coal
A)	OPENING QUANTITY			
1	OPENING QUANTITY OF COAL/LIGNITE	(MT)	36,724.001	24,477.643
2	VALUE OF STOCK	(RS)	10,85,79,292.32	44,79,42,592.46
B)	QUANTITY			
3	QUANTITY OF COAL/LIGNITE SUPPLIED BY COAL/LIGNITE COMPANY	(MT)	4,02,750.040	3,857.800
4	ADJUSTMENT (+/-) IN QUANTITY SUPPLIED MADE BY COAL/LIGNITE COMPANY	(MT)		
5	COAL SUPPLIED BY COAL/LIGNITE COMPANY(3+4)	(MT)	4,02,750.040	3,857.800
6	NORMATIVE TRANSIT & HANDLING LOSSES (FOR COAL/LIGNITE BASED PROJECTS)	(MT)	3,222.000	7.716
7	NET COAL/LIGNITE SUPPLIED (5-6)	(MT)	3,99,528.040	3,850.084
C)	PRICE			
8	AMOUNT CHARGED BY COAL/LIGNITE COMPANY	(Rs.)	84,42,37,389.52	7,11,81,535.78
9	ADJUSTMENT(+/-) IN AMOUNT CHARGED BY COAL/LIGNITE COMPANY	(Rs.)		
10	HANDLING, SAMPLING AND SUCH OTHER SIMILAR CHARGES		2,93,76,222.10	0.00
11	TOTAL AMOUNT CHARGED (8+9+10)	(Rs.)	86,88,13,671.70	7,11,81,535.86
D)	TRANSPORTATION			
12	TRANSPORTATION CHARGES BY RAIL/ROAD/SHIP TRANSPORT	(Rs.)	29,88,84,805.00	-
	BY RAIL		29,88,84,805.00	-
	BY ROAD			
	BY SHIP			
13	ADJUSTMENT(+/-) IN AMOUNT CHARGED MADE BY	(Rs.)		
14	DEMURRAGE CHARGES, IF ANY	(Rs.)		
15	COST OF DIESEL IN TRANSPORTING COAL THROUGH MGR SYSTEM, IF APPLICABLE	(Rs.)	25,94,286.54	-
16	TOTAL TRANSPORTATION CHARGES(12+13+14+15)	(Rs.)	30,14,79,091.54	-
17	TOTAL AMOUNT CHARGED FOR COAL/LIGNITE SUPPLIED INCLUDING TRANSPORTATION (11+16)	(Rs.)	1,17,02,92,763.24	7,11,81,535.86
E)	TOTAL COST			
18	LANDED COST OF COAL/LIGNITE(2+17)/(1+7)	Rs./MT	2,931.50	18,325.65
19	BLENDING RATIO(DOMESTIC/IMPORTED)		0.945	0.055
20	WEIGHTED AVERAGE COST OF COAL/LIGNITE	Rs./MT	3,778.18	
F)	QUALITY			
21	GCV OF DOMESTIC COAL OF THE OPENING STOCK AS PER BILL OF COAL COMPANY	(kCal/Kg)	4367	
22	GCV OF DOMESTIC COAL SUPPLIED AS PER BILL OF COAL COMPANY	(kCal/Kg)	4152	
23	GCV OF IMPORTED COAL OF THE OPENING STOCK AS PER BILL OF COAL COMPANY	(kCal/Kg)		5000
24	GCV OF IMPORTED COAL SUPPLIED AS PER BILL OF COAL COMPANY	(kCal/Kg)		5000
25	WEIGHTED AVERAGE GCV OF COAL/LIGNITE AS BILLED	(kCal/Kg)	4171	5000
26	GCV OF DOMESTIC COAL OF THE OPENING STOCK AS RECEIVED AT STATION	(kCal/Kg)	3147	
27	GCV OF DOMESTIC COAL SUPPLIED AS RECEIVED AT STATION	(kCal/Kg)	2996	
28	GCV OF IMPORTED COAL OF OPENING STOCK AS RECEIVED AT STATION	(kCal/Kg)		5082
29	GCV OF IMPORTED COAL OF OPENING STOCK AS RECEIVED AT STATION	(kCal/Kg)		5041
30	WEIGHTED AVERAGE GCV OF COAL/LIGNITE AS RECEIVED AT STATION	(kCal/Kg)	3009	5076
31	WEIGHTED AVERAGE GCV OF COAL/LIGNITE	(kCal/Kg)		3123

*M. No. - 422905*

M. No. - 422905  
PARTNER



*R. Vijay*  
(Vijayaree Ranganathan)  
CFO

विजयश्री रंगनाथन / Vijayaree Ranganathan  
मुख्य वित्त अधिकारी  
Chief Financial Officer  
बीआरबीडीएल, सर्वनाथ, औरंगाबाद, बिहार  
BRBCL, Nabinagar, Aurangabad, Bihar

*Shukla*  
अविनाश शुक्ला / AVINASH SHUKLA  
वरिष्ठ प्रबंधक (ईंजीनियरिंग)  
Sr. Manager (EEMG)  
बी.आर.बी.डी.एल. / BRBCL  
नवीनगर टी.पी.पी. / Nabinagar T.P.P.  
औरंगाबाद, बिहार / Aurangabad, Bihar

DETAILS OF SOURCE WISE FUEL FOR COMPUTATION OF ENERGY CHARGES		PART 1 FORM-15 (Provisional)		
NAME OF THE COMPANY		BHARTIYA RAIL BIJLEE COMPANY LIMITED		
NAME OF THE GENERATING STATION		Nabinagar Thermal Power Station		
MONTH:		Jun-23		
S NO.	Particulars	Unit	Domestic Coal	Imported Coal
A)	OPENING QUANTITY			
1	OPENING QUANTITY OF COAL/LIGNITE	(MT)	49,384.041	5,768.141
2	VALUE OF STOCK	(RS)	14,47,69,222.24	10,57,04,967.00
B)	QUANTITY			
3	QUANTITY OF COAL/LIGNITE SUPPLIED BY COAL/LIGNITE COMPANY	(MT)	4,29,428.950	
4	ADJUSTMENT (+/-) IN QUANTITY SUPPLIED MADE BY COAL/LIGNITE COMPANY	(MT)		
5	COAL SUPPLIED BY COAL/LIGNITE COMPANY(3+4)	(MT)	4,29,428.950	
6	NORMATIVE TRANSIT & HANDLING LOSSES (FOR COAL/LIGNITE BASED PROJECTS)	(MT)	3,435.432	
7	NET COAL/LIGNITE SUPPLIED (5-6)	(MT)	4,25,993.518	
C)	PRICE			
8	AMOUNT CHARGED BY COAL/LIGNITE COMPANY	(Rs.)	94,85,83,534.34	-98,25,248.12
9	ADJUSTMENT (+/-) IN AMOUNT CHARGED BY COAL/LIGNITE COMPANY	(Rs.)		
10	HANDLING, SAMPLING AND SUCH OTHER SIMILAR CHARGES		2,92,14,916.80	-
11	TOTAL AMOUNT CHARGED (8+9+10)	(Rs.)	97,77,98,451.14	-98,25,248.12
D)	TRANSPORTATION			
12	TRANSPORTATION CHARGES BY RAIL/ROAD/SHIP TRANSPORT	(Rs.)	33,13,53,918.00	-
	BY RAIL		33,13,53,918.00	-
	BY ROAD			
	BY SHIP			
13	ADJUSTMENT (+/-) IN AMOUNT CHARGED MADE BY	(Rs.)		
14	DEMURRAGE CHARGES, IF ANY	(Rs.)		
15	COST OF DIESEL IN TRANSPORTING COAL THROUGH MGR SYSTEM, IF APPLICABLE	(Rs.)	24,55,092.19	-
16	TOTAL TRANSPORTATION CHARGES(12+13+14+15)	(Rs.)	33,38,09,010.19	-
17	TOTAL AMOUNT CHARGED FOR COAL/LIGNITE SUPPLIED INCLUDING TRANSPORTATION (11+16)	(Rs.)	1,31,16,07,461.33	-98,25,248.12
E)	TOTAL COST			
18	LANDED COST OF COAL/LIGNITE(2+17)/(1+7)	Rs./MT	3,063.62	16,622.29
19	BLENDED RATIO(DOMESTIC/IMPORTED)		0.9891	0.0109
20	WEIGHTED AVERAGE COST OF COAL/LIGNITE	Rs./MT	3,211.41	
F)	QUALITY			
21	GCV OF DOMESTIC COAL OF THE OPENING STOCK AS PER BILL OF COAL COMPANY	(kCal/Kg)	4171	
22	GCV OF DOMESTIC COAL SUPPLIED AS PER BILL OF COAL COMPANY	(kCal/Kg)	4251	
23	GCV OF IMPORTED COAL OF THE OPENING STOCK AS PER BILL OF COAL COMPANY	(kCal/Kg)		5000
24	GCV OF IMPORTED COAL SUPPLIED AS PER BILL OF COAL COMPANY	(kCal/Kg)		0
25	WEIGHTED AVERAGE GCV OF COAL/LIGNITE AS BILLED	(kCal/Kg)	4242	5000
26	GCV OF DOMESTIC COAL OF THE OPENING STOCK AS RECEIVED AT STATION	(kCal/Kg)	3009	
27	GCV OF DOMESTIC COAL SUPPLIED AS RECEIVED AT STATION	(kCal/Kg)	3065	
28	GCV OF IMPORTED COAL OF OPENING STOCK AS RECEIVED AT STATION	(kCal/Kg)		5076
29	GCV OF IMPORTED COAL OF OPENING STOCK AS RECEIVED AT STATION	(kCal/Kg)		0
30	WEIGHTED AVERAGE GCV OF COAL/LIGNITE AS RECEIVED AT STATION	(kCal/Kg)	3059	5076
31	WEIGHTED AVERAGE GCV OF COAL/LIGNITE	(kCal/Kg)		3081

*Munish Om Gupta*

M. No- 422905  
PARTNER



*R. Vijayashree*  
(Vijayashree Ranganathan)  
CFO  
विजयश्री रंगनाथन / Vijayashree Ranganathan  
मुख्य वित्त अधिकारी  
Chief Financial Officer  
बीआरबीसीएल, नबीनगर, औरंगाबाद, बिहार  
BRBCL, Nabinagar, Aurangabad, Bihar

*Shukla*  
अविनाश शुक्ला / AVINASH SHUKLA  
वरिष्ठ प्रबंधक (ई०ई०एम०जी०)  
Sr. Manager (EEMG)  
बी.आर.बी.सी.एल. / BRBCL  
नबीनगर टी.पी.पी. / Nabinagar T.P.P.  
औरंगाबाद, बिहार / Aurangabad, Bihar

DETAILS OF SOURCE WISE FUEL FOR COMPUTATION OF ENERGY CHARGES		PART 1 FORM-15 (Provisional)		
NAME OF THE COMPANY		BHARTIYA RAIL BULEE COMPANY LIMITED		
NAME OF THE GENERATING STATION		Nabinagar Thermal Power Station		
MONTH:		Jul-23		
S NO.	Particulars	Unit	Domestic Coal	Imported Coal
A)	OPENING QUANTITY			
1	OPENING QUANTITY OF COAL/LIGNITE	(MT)	53,174.559	1,114.141
2	VALUE OF STOCK	(RS)	16,29,06,697.92	1,85,19,580.60
B)	QUANTITY			
3	QUANTITY OF COAL/LIGNITE SUPPLIED BY COAL/LIGNITE COMPANY	(MT)	4,08,887.860	
4	ADJUSTMENT (+/-) IN QUANTITY SUPPLIED MADE BY COAL/LIGNITE COMPANY	(MT)		
5	COAL SUPPLIED BY COAL/LIGNITE COMPANY(3+4)	(MT)	4,08,887.860	
6	NORMATIVE TRANSIT & HANDLING LOSSES (FOR COAL/LIGNITE BASED PROJECTS)	(MT)	3,271.103	
7	NET COAL/LIGNITE SUPPLIED (5-6)	(MT)	4,05,616.757	
C)	PRICE			
8	AMOUNT CHARGED BY COAL/LIGNITE COMPANY	(Rs.)	85,91,41,955.07	-
9	ADJUSTMENT(+/-) IN AMOUNT CHARGED BY COAL/LIGNITE COMPANY	(Rs.)		
10	HANDLING, SAMPLING AND SUCH OTHER SIMILAR CHARGES		39,84,090.03	0.08
11	TOTAL AMOUNT CHARGED (8+9+10)	(Rs.)	86,31,26,045.10	0.08
D)	TRANSPORTATION			
12	TRANSPORTATION CHARGES BY RAIL/ROAD/SHIP TRANSPORT	(Rs.)	30,04,84,266.00	-
	BY RAIL		30,04,84,266.00	-
	BY ROAD			
	BY SHIP			
	-----			
13	ADJUSTMENT(+/-) IN AMOUNT CHARGED MADE BY	(Rs.)		
14	DEMURRAGE CHARGES, IF ANY	(Rs.)		
15	COST OF DIESEL IN TRANSPORTING COAL THROUGH MGR SYSTEM, IF APPLICABLE	(Rs.)	25,80,739.15	-
16	TOTAL TRANSPORTATION CHARGES(12+13+14+15)	(Rs.)	30,30,75,005.15	-
17	TOTAL AMOUNT CHARGED FOR COAL/LIGNITE SUPPLIED INCLUDING TRANSPORTATION (11+16)	(Rs.)	1,16,62,01,050.25	0.08
E)	TOTAL COST			
18	LANDED COST OF COAL/LIGNITE(2+17)/(1+7)	Rs./MT	2,896.98	16,622.29
19	BLENDING RATIO(DOMESTIC/IMPORTED)		0.9971	0.0029
20	WEIGHTED AVERAGE COST OF COAL/LIGNITE	Rs./MT	2,938.78	
F)	QUALITY			
21	GCV OF DOMESTIC COAL OF THE OPENING STOCK AS PER BILL OF COAL COMPANY	(kCal/Kg)	4242	
22	GCV OF DOMESTIC COAL SUPPLIED AS PER BILL OF COAL COMPANY	(kCal/Kg)	4359	
23	GCV OF IMPORTED COAL OF THE OPENING STOCK AS PER BILL OF COAL COMPANY	(kCal/Kg)		5000
24	GCV OF IMPORTED COAL SUPPLIED AS PER BILL OF COAL COMPANY	(kCal/Kg)		0
25	WEIGHTED AVERAGE GCV OF COAL/LIGNITE AS BILLED	(kCal/Kg)	4345	5000
26	GCV OF DOMESTIC COAL OF THE OPENING STOCK AS RECEIVED AT STATION	(kCal/Kg)	3059	
27	GCV OF DOMESTIC COAL SUPPLIED AS RECEIVED AT STATION	(kCal/Kg)	2834	
28	GCV OF IMPORTED COAL OF OPENING STOCK AS RECEIVED AT STATION	(kCal/Kg)		5076
29	GCV OF IMPORTED COAL OF OPENING STOCK AS RECEIVED AT STATION	(kCal/Kg)		0
30	WEIGHTED AVERAGE GCV OF COAL/LIGNITE AS RECEIVED AT STATION	(kCal/Kg)	2861	5076
31	WEIGHTED AVERAGE GCV OF COAL/LIGNITE	(kCal/Kg)		2867

*Mini Dinkupte*

M.No. 422905  
PARTNER



*R. Vijay*  
Vijayasree Ranganathan  
CFO


विजयश्री रंगनाथन / Vijayasree Ranganathan  
मुख्य वित्त अधिकारी  
Chief Financial Officer  
बीआरबीसीएल, नवीनगर, बिहार  
BRBCL, Nabinagar

*Shukla*  
अविनाश शुक्ला / AVINASH SHUKLA  
वरिष्ठ प्रबंधक (ईंईएमसी)  
Sr. Manager (EEMG)  
बी.आर.बी.सी.एल. / BRBCL  
नवीनगर टी.पी.पी. / Nabinagar TPP.  
औरंगाबाद, बिहार / Aurangabad, Bihar

DETAILS OF SOURCE WISE FUEL FOR COMPUTATION OF ENERGY CHARGES		PART 1 FORM-15 (Provisional)		
NAME OF THE COMPANY		BHARTIYA RAIL BIJLEE COMPANY LIMITED		
NAME OF THE GENERATING STATION		Nabinagar Thermal Power Station		
MONTH:		Aug-23		
S NO.	Particulars	Unit	Domestic Coal	Imported Coal
A)	OPENING QUANTITY			
1	OPENING QUANTITY OF COAL/LIGNITE	(MT)	43,656.317	
2	VALUE OF STOCK	(RS)	12,64,71,331.20	
B)	QUANTITY			
3	QUANTITY OF COAL/LIGNITE SUPPLIED BY COAL/LIGNITE COMPANY	(MT)	4,20,804.020	
4	ADJUSTMENT (+/-) IN QUANTITY SUPPLIED MADE BY COAL/LIGNITE COMPANY	(MT)		
5	COAL SUPPLIED BY COAL/LIGNITE COMPANY (3+4)	(MT)	4,20,804.020	
6	NORMATIVE TRANSIT & HANDLING LOSSES (FOR COAL/LIGNITE BASED PROJECTS)	(MT)	3,366.432	
7	NET COAL/LIGNITE SUPPLIED (5-6)	(MT)	4,17,437.588	
C)	PRICE			
8	AMOUNT CHARGED BY COAL/LIGNITE COMPANY	(Rs.)	95,20,18,591.80	
9	ADJUSTMENT (+/-) IN AMOUNT CHARGED BY COAL/LIGNITE COMPANY	(Rs.)		
10	HANDLING, SAMPLING AND SUCH OTHER SIMILAR CHARGES		2,07,71,210.29	
11	TOTAL AMOUNT CHARGED (8+9+10)	(Rs.)	97,27,89,802.09	
D)	TRANSPORTATION			
12	TRANSPORTATION CHARGES BY RAIL/ROAD/SHIP TRANSPORT	(Rs.)	31,58,43,954.00	
	BY RAIL		31,58,43,954.00	
	BY ROAD			
	BY SHIP			
	.....			
13	ADJUSTMENT (+/-) IN AMOUNT CHARGED MADE BY	(Rs.)		
14	DEMURRAGE CHARGES, IF ANY	(Rs.)		
15	COST OF DIESEL IN TRANSPORTING COAL THROUGH MGR SYSTEM, IF APPLICABLE	(Rs.)	27,28,616.97	
16	TOTAL TRANSPORTATION CHARGES (12+13+14+15)	(Rs.)	31,85,72,572.97	
17	TOTAL AMOUNT CHARGED FOR COAL/LIGNITE SUPPLIED INCLUDING TRANSPORTATION (11+16)	(Rs.)	1,29,13,62,375.06	
E)	TOTAL COST			
18	LANDED COST OF COAL/LIGNITE (2+17)/(1+7)	Rs./MT	3,074.93	
19	BLENDING RATIO (DOMESTIC/IMPORTED)		1	
20	WEIGHTED AVERAGE COST OF COAL/LIGNITE	Rs./MT	3,074.93	
F)	QUALITY			
21	GCV OF DOMESTIC COAL OF THE OPENING STOCK AS PER BILL OF COAL COMPANY	(kCal/Kg)	4204	
22	GCV OF DOMESTIC COAL SUPPLIED AS PER BILL OF COAL COMPANY	(kCal/Kg)	4625	
23	GCV OF IMPORTED COAL OF THE OPENING STOCK AS PER BILL OF COAL COMPANY	(kCal/Kg)		
24	GCV OF IMPORTED COAL SUPPLIED AS PER BILL OF COAL COMPANY	(kCal/Kg)		
25	WEIGHTED AVERAGE GCV OF COAL/LIGNITE AS BILLED	(kCal/Kg)	4581	
26	GCV OF DOMESTIC COAL OF THE OPENING STOCK AS RECEIVED AT STATION	(kCal/Kg)	2911	
27	GCV OF DOMESTIC COAL SUPPLIED AS RECEIVED AT STATION	(kCal/Kg)	3067	
28	GCV OF IMPORTED COAL OF OPENING STOCK AS RECEIVED AT STATION	(kCal/Kg)		
29	GCV OF IMPORTED COAL OF OPENING STOCK AS RECEIVED AT STATION	(kCal/Kg)		
30	WEIGHTED AVERAGE GCV OF COAL/LIGNITE AS RECEIVED AT STATION	(kCal/Kg)	3051	
31	WEIGHTED AVERAGE GCV OF COAL/LIGNITE	(kCal/Kg)		3051

*Muni Om Prakash*

M No. 422905  
PARTNER



*R. Vijay*  
(Vijayasree Ranganathan)  
CFO

विजयश्री रंगनाथन / Vijayasree Ranganathan  
मुख्य वित्त अधिकारी  
Chief Financial Officer  
बीआरसीएल, नवीनगर, औरंगाबाद, बिहार  
BRCL, Nabinagar, Aurangabad, Bihar

*Avinash* अविनाश शुक्ला / AVINASH SHUKLA  
वरिष्ठ प्रबंधक (ई०ई०एम०जी०)  
Sr. Manager (EEMG)  
बी.आर.बी.सी.एल. / BRCL  
नवीनगर टी.पी.पी. / Nabinagar T.P.P.  
औरंगाबाद, बिहार / Aurangabad, Bihar

DETAILS OF SOURCE WISE FUEL FOR COMPUTATION OF ENERGY CHARGES		PART 1		
		FORM-15 (Provisional)		
NAME OF THE COMPANY		BHARTIYA RAIL BIJLEE COMPANY LIMITED		
NAME OF THE GENERATING STATION		Nabinagar Thermal Power Station		
MONTH:		Sep-23		
S NO.	Particulars	Unit	Domestic Coal	Imported Coal
A)	OPENING QUANTITY			
1	OPENING QUANTITY OF COAL/LIGNITE	(MT)	38,896.905	
2	VALUE OF STOCK	(RS)	11,96,05,447.53	
B)	QUANTITY			
3	QUANTITY OF COAL/LIGNITE SUPPLIED BY COAL/LIGNITE COMPANY	(MT)	4,44,024.450	
4	ADJUSTMENT (+/-) IN QUANTITY SUPPLIED MADE BY COAL/LIGNITE COMPANY	(MT)		
5	COAL SUPPLIED BY COAL/LIGNITE COMPANY (3+4)	(MT)	4,44,024.450	
6	NORMATIVE TRANSIT & HANDLING LOSSES (FOR COAL/LIGNITE BASED PROJECTS)	(MT)	3,552.196	
7	NET COAL/LIGNITE SUPPLIED (5-6)	(MT)	4,40,472.254	
C)	PRICE			
8	AMOUNT CHARGED BY COAL/LIGNITE COMPANY	{ Rs. }	98,04,87,078.11	
9	ADJUSTMENT (+/-) IN AMOUNT CHARGED BY COAL/LIGNITE COMPANY	{ Rs. }		
10	HANDLING, SAMPLING AND SUCH OTHER SIMILAR CHARGES		1,62,66,124.25	
11	TOTAL AMOUNT CHARGED (8+9+10)	{ Rs. }	99,67,53,202.36	
D)	TRANSPORTATION			
12	TRANSPORTATION CHARGES BY RAIL/ROAD/SHIP TRANSPORT	{ Rs. }	33,47,05,302.00	
	BY RAIL		33,47,05,302.00	
	BY ROAD			
	BY SHIP			
	.....			
13	ADJUSTMENT (+/-) IN AMOUNT CHARGED MADE BY	{ Rs. }		
14	DEMURRAGE CHARGES, IF ANY	{ Rs. }		
15	COST OF DIESEL IN TRANSPORTING COAL THROUGH MGR SYSTEM, IF APPLICABLE	{ Rs. }	30,06,252.30	
16	TOTAL TRANSPORTATION CHARGES (12+13+14+15)	{ Rs. }	33,77,11,554.30	
17	TOTAL AMOUNT CHARGED FOR COAL/LIGNITE SUPPLIED INCLUDING TRANSPORTATION (11+16)	{ Rs. }	1,33,44,64,756.66	
E)	TOTAL COST			
18	LANDED COST OF COAL/LIGNITE (2+17) (1+7)	Rs./MT	3,033.30	
19	BLENDING RATIO (DOMESTIC/IMPORTED)		1	
20	WEIGHTED AVERAGE COST OF COAL/LIGNITE	Rs./MT	3,033.30	
F)	QUALITY			
21	GCV OF DOMESTIC COAL OF THE OPENING STOCK AS PER BILL OF COAL COMPANY	(kCal/Kg)	4581	
22	GCV OF DOMESTIC COAL SUPPLIED AS PER BILL OF COAL COMPANY	(kCal/Kg)	4625	
23	GCV OF IMPORTED COAL OF THE OPENING STOCK AS PER BILL OF COAL COMPANY	(kCal/Kg)	0	
24	GCV OF IMPORTED COAL SUPPLIED AS PER BILL OF COAL COMPANY	(kCal/Kg)	0	
25	WEIGHTED AVERAGE GCV OF COAL/LIGNITE AS BILLED	(kCal/Kg)	4621	
26	GCV OF DOMESTIC COAL OF THE OPENING STOCK AS RECEIVED AT STATION	(kCal/Kg)	3051	
27	GCV OF DOMESTIC COAL SUPPLIED AS RECEIVED AT STATION	(kCal/Kg)	3070	
28	GCV OF IMPORTED COAL OF OPENING STOCK AS RECEIVED AT STATION	(kCal/Kg)	0	
29	GCV OF IMPORTED COAL OF OPENING STOCK AS RECEIVED AT STATION	(kCal/Kg)	0	
30	WEIGHTED AVERAGE GCV OF COAL/LIGNITE AS RECEIVED AT STATION	(kCal/Kg)	3068	
31	WEIGHTED AVERAGE GCV OF COAL/LIGNITE	(kCal/Kg)	3068	

*M. N. Gupta*

M.No - 422905  
PARTNER



*R. Vijayasree*  
(Vijayasree Ranganathan)  
CFO

विजयश्री रंगनाथन / Vijayasree Ranganathan  
मुख्य वित्त अधिकारी  
Chief Financial Officer  
बीआरबीएल, नवीनगर, औरंगाबाद, बिहार  
BRBCL, Nabinagar, Aurangabad, Bihar

*Avinash Shukla*  
अविनाश शुकला / AVINASH SHUKLA  
वरिष्ठ प्रबंधक (ईंईएमएनजीओ)  
Sr. Manager (EEMG)  
बी.आर.बी.सी.एल. / BRBCL  
नवीनगर टी.पी. / Nabinagar T.P.P.  
औरंगाबाद, बिहार / Aurangabad, Bihar




**DETAILS OF SOURCE WISE FUEL FOR COMPUTATION OF ENERGY CHARGES**

PART 1  
FORM-15  
(Revised)

NAME OF THE COMPANY  
NAME OF THE GENERATING STATION  
MONTH:

BHARTIYA RAIL BULEE COMPANY LIMITED  
Nabinagar Thermal Power Station.  
November-2023

S NO.	Particulars	Unit	Domestic Coal	Imported Coal
<b>A) OPENING QUANTITY</b>				
1	OPENING QUANTITY OF COAL/LIGNITE	(MT)	7,205.737	5,349.851
2	VALUE OF STOCK	(RS)	2,43,30,682.81	6,47,51,585.14
<b>B) QUANTITY</b>				
3	QUANTITY OF COAL/LIGNITE SUPPLIED BY COAL/LIGNITE COMPANY	(MT)	4,31,282.190	23,225.600
4	ADJUSTMENT (+/-) IN QUANTITY SUPPLIED MADE BY COAL/LIGNITE COMPANY	(MT)		
5	COAL SUPPLIED BY COAL/LIGNITE COMPANY(3+4)	(MT)	4,31,282.190	23,225.600
6	NORMATIVE TRANSIT & HANDLING LOSSES (FOR COAL/LIGNITE BASED PROJECTS)	(MT)	3,450.258	46.451
7	NET COAL/LIGNITE SUPPLIED (5-6)	(MT)	4,27,831.932	23,179.149
<b>C) PRICE</b>				
8	AMOUNT CHARGED BY COAL/LIGNITE COMPANY	(Rs.)	1,35,86,94,436.78	26,80,06,924.62
9	ADJUSTMENT (+/-) IN AMOUNT CHARGED BY COAL/LIGNITE COMPANY	(Rs.)		
10	HANDLING, SAMPLING AND SUCH OTHER SIMILAR CHARGES		1,03,69,746.58	-
11	TOTAL AMOUNT CHARGED (8+9+10)	(Rs.)	1,36,90,64,183.36	26,80,06,924.62
<b>D) TRANSPORTATION</b>				
12	TRANSPORTATION CHARGES BY RAIL/ROAD/SHIP TRANSPORT	(Rs.)	33,41,20,241.00	-
	BY RAIL		33,41,20,241.00	-
	BY ROAD			
	BY SHIP			
	.....			
13	ADJUSTMENT (+/-) IN AMOUNT CHARGED MADE BY	(Rs.)		
14	DEMURRAGE CHARGES, IF ANY	(Rs.)		
15	COST OF DIESEL IN TRANSPORTING COAL THROUGH MGR SYSTEM, IF APPLICABLE	(Rs.)	39,75,221.07	
16	TOTAL TRANSPORTATION CHARGES(12+13+14+15)	(Rs.)	33,80,95,462.07	-
17	TOTAL AMOUNT CHARGED FOR COAL/LIGNITE SUPPLIED INCLUDING TRANSPORTATION (11+16)	(Rs.)	1,70,71,59,645.43	26,80,06,924.62
<b>E) TOTAL COST</b>				
18	LANDED COST OF COAL/LIGNITE(2+17)/(1+7)	Rs./MT	3980.09	11663.87
19	BLENDING RATIO(DOMESTIC/IMPORTED)		0.9400	0.0600
20	WEIGHTED AVERAGE COST OF COAL/LIGNITE	Rs./MT	4441.12	
<b>F) QUALITY</b>				
21	GCV OF DOMESTIC COAL OF THE OPENING STOCK AS PER BILL OF COAL COMPANY	(kCal/Kg)	4625	
22	GCV OF DOMESTIC COAL SUPPLIED AS PER BILL OF COAL COMPANY	(kCal/Kg)	4625	
23	GCV OF IMPORTED COAL OF THE OPENING STOCK AS PER BILL OF COAL COMPANY	(kCal/Kg)	0	5000
24	GCV OF IMPORTED COAL SUPPLIED AS PER BILL OF COAL COMPANY	(kCal/Kg)	0	5000
25	WEIGHTED AVERAGE GCV OF COAL/LIGNITE AS BILLED	(kCal/Kg)	4625	5000
26	GCV OF DOMESTIC COAL OF THE OPENING STOCK AS RECEIVED AT STATION	(kCal/Kg)	3284	
27	GCV OF DOMESTIC COAL SUPPLIED AS RECEIVED AT STATION	(kCal/Kg)	3650	
28	GCV OF IMPORTED COAL OF OPENING STOCK AS RECEIVED AT STATION	(kCal/Kg)	0	5050
29	GCV OF IMPORTED COAL OF OPENING STOCK AS RECEIVED AT STATION	(kCal/Kg)	0	5042
30	WEIGHTED AVERAGE GCV OF COAL/LIGNITE AS RECEIVED AT STATION	(kCal/Kg)	3649	5044
31	WEIGHTED AVERAGE GCV OF COAL/LIGNITE	(kCal/Kg)	3732	

  
**अविनाश शुक्ला / AVINASH SHUKLA**  
 वरिष्ठ प्रबंधक (ईईईएमजी)  
 Sr. Manager (EEMG)  
 बी.आर.टी.सी.एल. / BRBCL  
 नवीनगर टी.पी.पी. / Nabinaga. T.P.P.  
 औरंगाबाद, बिहार / Aurangabad Bihar

  
**(Vijayashree Rangarathan)**  
 CFO

**DETAILS OF SOURCE WISE FUEL FOR COMPUTATION OF ENERGY CHARGES**

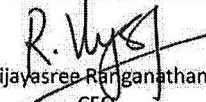
**PART 1  
FORM-15  
(Revised)**

NAME OF THE COMPANY  
NAME OF THE GENERATING STATION  
MONTH:


**BHARTIYA RAIL BIJLEE COMPANY LIMITED**  
Nabinagar Thermal Power Station  
December-2023


S NO.	Particulars	Unit	Domestic Coal	Imported Coal
A)	<b>OPENING QUANTITY</b>			
1	OPENING QUANTITY OF COAL/LIGNITE	(MT)	56,561.669	4,373.000
2	VALUE OF STOCK	(RS)	22,51,20,695.98	5,10,06,097.77
B)	<b>QUANTITY</b>			
3	QUANTITY OF COAL/LIGNITE SUPPLIED BY COAL/LIGNITE COMPANY	(MT)	3,26,465.080	35,328.560
4	ADJUSTMENT (+/-) IN QUANTITY SUPPLIED MADE BY COAL/LIGNITE COMPANY	(MT)		
5	COAL SUPPLIED BY COAL/LIGNITE COMPANY(3+4)	(MT)	3,26,465.080	35,328.560
6	NORMATIVE TRANSIT & HANDLING LOSSES (FOR COAL/LIGNITE BASED PROJECTS)	(MT)	2,611.721	70.657
7	NET COAL/LIGNITE SUPPLIED (5-6)	(MT)	3,23,853.359	35,257.903
C)	<b>PRICE</b>			
8	AMOUNT CHARGED BY COAL/LIGNITE COMPANY	( Rs. )	95,88,96,545.24	42,30,86,539.91
9	ADJUSTMENT(+/-) IN AMOUNT CHARGED BY COAL/LIGNITE COMPANY	( Rs. )		
10	HANDLING, SAMPLING AND SUCH OTHER SIMILAR CHARGES		87,58,006.61	-
11	TOTAL AMOUNT CHARGED (8+9+10)	( Rs. )	96,76,54,550.85	42,30,86,539.91
D)	<b>TRANSPORTATION</b>			
12	TRANSPORTATION CHARGES BY RAIL/ROAD/SHIP TRANSPORT	( Rs. )	26,36,15,479.00	-
	BY RAIL		26,36,15,479.00	-
	BY ROAD			
	BY SHIP			
	.....			
13	ADJUSTMENT(+/-) IN AMOUNT CHARGED MADE BY	( Rs. )		
14	DEMURRAGE CHARGES, IF ANY	( Rs. )		
15	COST OF DIESEL IN TRANSPORTING COAL THROUGH MGR SYSTEM, IF APPLICABLE	( Rs. )	15,38,089.68	
16	TOTAL TRANSPORTATION CHARGES(12+13+14+15)	( Rs. )	26,51,53,568.68	-
17	TOTAL AMOUNT CHARGED FOR COAL/LIGNITE SUPPLIED INCLUDING TRANSPORTATION (11+16)	( Rs. )	1,23,28,08,119.53	42,30,86,539.91
E)	<b>TOTAL COST</b>			
18	LANDED COST OF COAL/LIGNITE(2+17)/(1+7)	Rs./MT	3832.47	11962.70
19	BLENDING RATIO(DOMESTIC/IMPORTED)		0.9389	0.0611
20	WEIGHTED AVERAGE COST OF COAL/LIGNITE	Rs./MT	4329.23	
F)	<b>QUALITY</b>			
21	GCV OF DOMESTIC COAL OF THE OPENING STOCK AS PER BILL OF COAL COMPANY	(kCal/Kg)	4625	
22	GCV OF DOMESTIC COAL SUPPLIED AS PER BILL OF COAL COMPANY	(kCal/Kg)	4625	
23	GCV OF IMPORTED COAL OF THE OPENING STOCK AS PER BILL OF COAL COMPANY	(kCal/Kg)	0	5000
24	GCV OF IMPORTED COAL SUPPLIED AS PER BILL OF COAL COMPANY	(kCal/Kg)	0	5000
25	WEIGHTED AVERAGE GCV OF COAL/LIGNITE AS BILLED	(kCal/Kg)	4625	5000
26	GCV OF DOMESTIC COAL OF THE OPENING STOCK AS RECEIVED AT STATION	(kCal/Kg)	3645	
27	GCV OF DOMESTIC COAL SUPPLIED AS RECEIVED AT STATION	(kCal/Kg)	3271	
28	GCV OF IMPORTED COAL OF OPENING STOCK AS RECEIVED AT STATION	(kCal/Kg)	0	5044
29	GCV OF IMPORTED COAL OF OPENING STOCK AS RECEIVED AT STATION	(kCal/Kg)	0	5019
30	WEIGHTED AVERAGE GCV OF COAL/LIGNITE AS RECEIVED AT STATION	(kCal/Kg)	3331	5019
31	WEIGHTED AVERAGE GCV OF COAL/LIGNITE	(kCal/Kg)	3434	

  
**अविनाश शुक्ला / AVINASH SHUKLA**  
 वरिष्ठ प्रबंधक (ईंजीनियरिंग)  
 Sr. Manager (EEMG)  
 बी.आर.वी.सी.एन. / BRBCL  
 नवीनगर टी.पी.पी. / Nabinaga. TPP  
 औरंगाबाद, बिहार / Aurangabad, Bihar

  
**(Vijayasree Ranganathan)**  
 CFO

DETAILS OF SOURCE WISE FUEL FOR COMPUTATION OF ENERGY CHARGES				PART 1 FORM-15 (Revised)	
NAME OF THE COMPANY		BHARTIYA RAIL BIJLEE COMPANY LIMITED			
NAME OF THE GENERATING STATION		Nabinagar Thermal Power Station			
MONTH:		January-2024			
S NO.	Particulars	Unit	Domestic Coal	Imported Coal	
<b>A) OPENING QUANTITY</b>					
1	OPENING QUANTITY OF COAL/LIGNITE	(MT)	69,982.028	19,531.903	
2	VALUE OF STOCK	(RS)	26,82,03,956.46	23,36,54,312.23	
<b>B) QUANTITY</b>					
3	QUANTITY OF COAL/LIGNITE SUPPLIED BY COAL/LIGNIE COMPANY	(MT)	4,02,149.650	7,573.800	
4	ADJUSTMENT (+/-) IN QUANTITY SUPPLIED MADE BY COAL/LIGNITE COMPANY	(MT)			
5	COAL SUPPLIED BY COAL/LIGNITE COMPANY(3+4)	(MT)	4,02,149.650	7,573.800	
6	NORMATIVE TRANSIT & HANDLING LOSSES (FOR COAL/LIGNITE BASED PROJECTS)	(MT)	3,217.197	15.148	
7	NET COAL/LIGNITE SUPPLIED (5-6)	(MT)	3,98,932.453	7,558.652	
<b>C) PRICE</b>					
8	AMOUNT CHARGED BY COAL/LIGNITE COMPANY	( Rs. )	1,02,18,34,916.51	8,52,84,872.01	
9	ADJUSTMENT(+/-) IN AMOUNT CHARGED BY COAL/LIGNITE COMPANY	( Rs. )			
10	HANDLING, SAMPLING AND SUCH OTHER SIMILAR CHARGES		1,12,24,299.56		
11	TOTAL AMOUNT CHARGED (8+9+10)	( Rs. )	1,03,30,59,216.07	8,52,84,872.01	
<b>D) TRANSPORTAION</b>					
12	TRANSPORTATION CHARGES BY RAIL/ROAD/SHIP TRANSPORT	( Rs. )	32,92,68,125.00		
	BY RAIL		32,92,68,125.00		
	BY ROAD				
	BY SHIP				
	.....				
13	ADJUSTMENT(+/-) IN AMOUNT CHARGED MADE BY	( Rs. )			
14	DEMURRAGE CHARGES, IF ANY	( Rs. )			
15	COST OF DIESEL IN TRANSPORTING COAL THROUGH MGR SYSTEM, IF APPLICABLE	( Rs. )	25,56,893.23		
16	TOTAL TRANSPORTATION CHARGES(12+13+14+15)	( Rs. )	33,18,25,018.23		
17	TOTAL AMOUNT CHARGED FOR COAL/LIGNITE SUPPLIED INCLUDING TRANSPORTATION (11+16)	( Rs. )	1,36,48,84,234.30	8,52,84,872.01	
<b>E) TOTAL COST</b>					
18	LANDED COST OF COAL/LIGNITE(2+17)/(1+7)	Rs./MT	3482.70	11773.08	
19	BLENDING RATIO(DOMESTIC/IMPORTED)		0.9389	0.0611	
20	WEIGHTED AVERAGE COST OF COAL/LIGNITE	Rs./MT	3989.24		
<b>F) QUALITY</b>					
21	GCV OF DOMESTIC COAL OF THE OPENING STOCK AS PER BILL OF COAL COMPANY	(kCal/Kg)	4666		
22	GCV OF DOMESTIC COAL SUPPLIED AS PER BILL OF COAL COMPANY	(kCal/Kg)	4666		
23	GCV OF IMPORTED COAL OF THE OPENING STOCK AS PER BILL OF COAL COMPANY	(kCal/Kg)	0	5000	
24	GCV OF IMPORTED COAL SUPPLIED AS PER BILL OF COAL COMPANY	(kCal/Kg)	0	5000	
25	WEIGHTED AVERAGE GCV OF COAL/LIGNITE AS BILLED	(kCal/Kg)	4666	5000	
26	GCV OF DOMESTIC COAL OF THE OPENING STOCK AS RECEIVED AT STATION	(kCal/Kg)	3329		
27	GCV OF DOMESTIC COAL SUPPLIED AS RECEIVED AT STATION	(kCal/Kg)	3231		
28	GCV OF IMPORTED COAL OF OPENING STOCK AS RECEIVED AT STATION	(kCal/Kg)	0	5019	
29	GCV OF IMPORTED COAL OF OPENING STOCK AS RECEIVED AT STATION	(kCal/Kg)	0	5019	
30	WEIGHTED AVERAGE GCV OF COAL/LIGNITE AS RECEIVED AT STATION	(kCal/Kg)	3247	5019	
31	WEIGHTED AVERAGE GCV OF COAL/LIGNITE	(kCal/Kg)	3355		

  
 आविनाश शुक्ला / AVINASH SHUKLA  
 वरिष्ठ प्रबंधक (ईंजीनियरिंग)  
 Sr. Manager (EEMG)  
 बी.आर.बी.सी.एन. / BRBCL  
 नवीनगर टी.पी.पी. / Nabinagar T.P.P.  
 औरंगाबाद, बिहार / Aurangabad, Bihar

  
 (Vijayasree Ranganathan)  
 CFO


**DETAILS OF SOURCE WISE FUEL FOR COMPUTATION OF ENERGY CHARGES**

**PART 1  
FORM-15  
(Revised)**

NAME OF THE COMPANY  
NAME OF THE GENERATING STATION  
MONTH:

**BHARTIYA RAIL BIJLEE COMPANY LIMITED**  
Nabinagar Thermal Power Station  
February-2024

S NO.	Particulars	Unit	Domestic Coal	Imported Coal
<b>A)</b>	<b>OPENING QUANTITY</b>			
1	OPENING QUANTITY OF COAL/LIGNITE	(MT)	1,00,163.481	3,090.555
2	VALUE OF STOCK	(RS)	34,88,39,296.58	3,63,85,345.50
<b>B)</b>	<b>QUANTITY</b>			
3	QUANTITY OF COAL/LIGNITE SUPPLIED BY COAL/LIGNITE COMPANY	(MT)	4,21,026.560	3,784.600
4	ADJUSTMENT (+/-) IN QUANTITY SUPPLIED MADE BY COAL/LIGNITE COMPANY	(MT)		
5	COAL SUPPLIED BY COAL/LIGNITE COMPANY(3+4)	(MT)	4,21,026.560	3,784.600
6	NORMATIVE TRANSIT & HANDLING LOSSES (FOR COAL/LIGNITE BASED PROJECTS)	(MT)	3,368.212	7.569
7	NET COAL/LIGNITE SUPPLIED (5-6)	(MT)	4,17,658.348	3,777.031
<b>C)</b>	<b>PRICE</b>			
8	AMOUNT CHARGED BY COAL/LIGNITE COMPANY	( Rs. )	1,08,24,28,741.18	4,22,42,617.55
9	ADJUSTMENT(+/-) IN AMOUNT CHARGED BY COAL/LIGNITE COMPANY	( Rs. )		
10	HANDLING, SAMPLING AND SUCH OTHER SIMILAR CHARGES		85,96,504.96	-
11	TOTAL AMOUNT CHARGED (8+9+10)	( Rs. )	1,09,10,25,246.14	4,22,42,617.55
<b>D)</b>	<b>TRANSPORTATION</b>			
12	TRANSPORTATION CHARGES BY RAIL/ROAD/SHIP TRANSPORT	( Rs. )	33,25,01,647.00	-
	BY RAIL		33,25,01,647.00	-
	BY ROAD			
	BY SHIP			
	.....			
13	ADJUSTMENT(+/-) IN AMOUNT CHARGED MADE BY	( Rs. )		
14	DEMURRAGE CHARGES, IF ANY	( Rs. )		
15	COST OF DIESEL IN TRANSPORTING COAL THROUGH MGR SYSTEM, IF APPLICABLE	( Rs. )	23,93,730.07	
16	TOTAL TRANSPORTATION CHARGES(12+13+14+15)	( Rs. )	33,48,95,377.07	-
17	TOTAL AMOUNT CHARGED FOR COAL/LIGNITE SUPPLIED INCLUDING TRANSPORTATION (11+16)	( Rs. )	1,42,59,20,623.21	4,22,42,617.55
<b>E)</b>	<b>TOTAL COST</b>			
18	LANDED COST OF COAL/LIGNITE(2+17)/(1+7)	Rs./MT	3427.36	11449.14
19	BLENDING RATIO(DOMESTIC/IMPORTED)		0.9945	0.0055
20	WEIGHTED AVERAGE COST OF COAL/LIGNITE	Rs./MT	3471.48	
<b>F)</b>	<b>QUALITY</b>			
21	GCV OF DOMESTIC COAL OF THE OPENING STOCK AS PER BILL OF COAL COMPANY	(kCal/Kg)	4666	
22	GCV OF DOMESTIC COAL SUPPLIED AS PER BILL OF COAL COMPANY	(kCal/Kg)	4666	
23	GCV OF IMPORTED COAL OF THE OPENING STOCK AS PER BILL OF COAL COMPANY	(kCal/Kg)	0	5000
24	GCV OF IMPORTED COAL SUPPLIED AS PER BILL OF COAL COMPANY	(kCal/Kg)	0	0
25	WEIGHTED AVERAGE GCV OF COAL/LIGNITE AS BILLED	(kCal/Kg)	4666	5000
26	GCV OF DOMESTIC COAL OF THE OPENING STOCK AS RECEIVED AT STATION	(kCal/Kg)	3248	
27	GCV OF DOMESTIC COAL SUPPLIED AS RECEIVED AT STATION	(kCal/Kg)	3214	
28	GCV OF IMPORTED COAL OF OPENING STOCK AS RECEIVED AT STATION	(kCal/Kg)	0	5019
29	GCV OF IMPORTED COAL OF OPENING STOCK AS RECEIVED AT STATION	(kCal/Kg)	0	0
30	WEIGHTED AVERAGE GCV OF COAL/LIGNITE AS RECEIVED AT STATION	(kCal/Kg)	3220	5019
31	WEIGHTED AVERAGE GCV OF COAL/LIGNITE	(kCal/Kg)	3230	

  
 अविनाश शुक्ला / Avinash Shukla  
 वरिष्ठ प्रबंधक (ईएमजी) / Sr. Manager (EEMG)  
 बी.आर.बी.सी.एल. / BRBCL  
 नवीनगर टी.पी.पी. / Nabinagar T.P.P.  
 औरंगाबाद, बिहार / Aurangabad, Bihar

  
 (Vijayasree Ranganathan)

DETAILS OF SOURCE WISE FUEL FOR COMPUTATION OF ENERGY CHARGES				PART 1
				FORM-15
				(Revised)
NAME OF THE COMPANY		BHARTIYA RAIL BIJLEE COMPANY LIMITED		
NAME OF THE GENERATING STATION		Nabinagar Thermal Power Station		
MONTH:		March-2024		
S NO.	Particulars	Unit	Domestic Coal	Imported Coal
<b>A) OPENING QUANTITY</b>				
1	OPENING QUANTITY OF COAL/LIGNITE	(MT)	81,891.829	4,787.586
2	VALUE OF STOCK	(RS)	21,21,25,350.01	5,45,84,765.45
<b>B) QUANTITY</b>				
3	QUANTITY OF COAL/LIGNITE SUPPLIED BY COAL/LIGNITE COMPANY	(MT)	5,17,852.740	
4	ADJUSTMENT (+/-) IN QUANTITY SUPPLIED MADE BY COAL/LIGNITE COMPANY	(MT)		
5	COAL SUPPLIED BY COAL/LIGNITE COMPANY (3+4)	(MT)	5,17,852.740	
6	NORMATIVE TRANSIT & HANDLING LOSSES (FOR COAL/LIGNITE BASED PROJECTS)	(MT)	4,142.822	
7	NET COAL/LIGNITE SUPPLIED (5-6)	(MT)	5,13,709.918	
<b>C) PRICE</b>				
8	AMOUNT CHARGED BY COAL/LIGNITE COMPANY	(Rs.)	1,33,08,44,217.43	
9	ADJUSTMENT (+/-) IN AMOUNT CHARGED BY COAL/LIGNITE COMPANY	(Rs.)		
10	HANDLING, SAMPLING AND SUCH OTHER SIMILAR CHARGES		2,79,78,850.42	
11	TOTAL AMOUNT CHARGED (8+9+10)	(Rs.)	1,35,88,24,067.85	
<b>D) TRANSPORTATION</b>				
12	TRANSPORTATION CHARGES BY RAIL/ROAD/SHIP TRANSPORT	(Rs.)	41,49,18,988.00	
	BY RAIL		41,49,18,988.00	
	BY ROAD			
	BY SHIP			
	.....			
13	ADJUSTMENT (+/-) IN AMOUNT CHARGED MADE BY	(Rs.)		
14	DEMURRAGE CHARGES, IF ANY	(Rs.)		
15	COST OF DIESEL IN TRANSPORTING COAL THROUGH MGR SYSTEM, IF APPLICABLE	(Rs.)	30,91,370.30	
16	TOTAL TRANSPORTATION CHARGES (12+13+14+15)	(Rs.)	41,80,10,358.30	
17	TOTAL AMOUNT CHARGED FOR COAL/LIGNITE SUPPLIED INCLUDING TRANSPORTATION (11+16)	(Rs.)	1,77,68,34,426.15	
<b>E) TOTAL COST</b>				
18	LANDED COST OF COAL/LIGNITE (2+17)/(1+7)	Rs./MT	3455.44	11449.14
19	BLENDING RATIO (DOMESTIC/IMPORTED)		0.9899	0.0102
20	WEIGHTED AVERAGE COST OF COAL/LIGNITE	Rs./MT	3536.98	
<b>F) QUALITY</b>				
21	GCV OF DOMESTIC COAL OF THE OPENING STOCK AS PER BILL OF COAL COMPANY	(kCal/Kg)	4688	
22	GCV OF DOMESTIC COAL SUPPLIED AS PER BILL OF COAL COMPANY	(kCal/Kg)	4688	
23	GCV OF IMPORTED COAL OF THE OPENING STOCK AS PER BILL OF COAL COMPANY	(kCal/Kg)	0	5000
24	GCV OF IMPORTED COAL SUPPLIED AS PER BILL OF COAL COMPANY	(kCal/Kg)	0	5000
25	WEIGHTED AVERAGE GCV OF COAL/LIGNITE AS BILLED	(kCal/Kg)	4688	5000
26	GCV OF DOMESTIC COAL OF THE OPENING STOCK AS RECEIVED AT STATION	(kCal/Kg)	3221	
27	GCV OF DOMESTIC COAL SUPPLIED AS RECEIVED AT STATION	(kCal/Kg)	3418	
28	GCV OF IMPORTED COAL OF OPENING STOCK AS RECEIVED AT STATION	(kCal/Kg)	0	5032
29	GCV OF IMPORTED COAL OF OPENING STOCK AS RECEIVED AT STATION	(kCal/Kg)	0	0
30	WEIGHTED AVERAGE GCV OF COAL/LIGNITE AS RECEIVED AT STATION	(kCal/Kg)	3395	5032
31	WEIGHTED AVERAGE GCV OF COAL/LIGNITE	(kCal/Kg)	3412	

R. Vijayabree  
(Vijayabree Ranganathan)  
CFO




अविनाश शुक्ला / AVINASH SHUKLA  
वरिष्ठ प्रबंधक (ईंजीनियरिंग)  
Sr. Manager (EEMG)  
बी.आर.बी.सी.एल. / BRBCL  
नवीनगर टी.पी.पी. / Nabinagar T.P.P.  
औरंगाबाद, बिहार / Aurangabad, Bihar

DETAILS OF SOURCE WISE FUEL FOR COMPUTATION OF ENERGY CHARGES			PART 1
			FORM-15 (Provisional)
NAME OF THE COMPANY			BHARTIYA RAIL BIJLEE COMPANY LIMITED
NAME OF THE GENERATING STATION			Nabinagar Thermal Power Station
MONTH:			Apr-23
S NO.	Particulars	Unit	LDO
A)	OPENING QUANTITY		
1	OPENING QUANTITY OF OIL	(KL)	973.224
2	VALUE OF STOCK	(RS)	8,77,91,123.18
B)	QUANTITY		
3	QUANTITY OF OIL SUPPLIED BY OIL/LIGNIE COMPANY	(KL)	518.000
4	ADJUSTMENT (+/-) IN QUANTITY SUPPLIED MADE BY OIL COMPANY	(KL)	
5	OIL SUPPLIED BY OIL COMPANY(3+4)	(KL)	518.000
6	NORMATIVE TRANSIT & HANDLING LOSSES (FOR OIL BASED PROJECTS)	(KL)	
7	NET OIL SUPPLIED (5-6)	(KL)	518.000
C)	PRICE		
8	AMOUNT CHARGED BY OIL COMPANY	( Rs. )	4,14,83,721.00
9	ADJUSTMENT(+/-) IN AMOUNT CHARGED BY OIL COMPANY	( Rs. )	
10	HANDLING, SAMPLING AND SUCH OTHER SIMILAR CHARGES		
11	TOTAL AMOUNT CHARGED (8+9+10)	( Rs. )	4,14,83,721.00
D)	TRANSPORTAION		
12	TRANSPORTATION CHARGES BY RAIL/ROAD/SHIP TRANSPORT	( Rs. )	
	BY RAIL		
	BY ROAD		
	BY SHIP		
	.....		
13	ADJUSTMENT(+/-) IN AMOUNT CHARGED MADE BY	( Rs. )	
14	DEMURRAGE CHARGES, IF ANY	( Rs. )	
15	COST OF DIESEL IN TRANSPOTING OIL THROUGH MGR SYSTEM, IF APPLICABLE	( Rs. )	
16	TOTAL TRANSPORTATION CHARGES(12+13+14+15)	( Rs. )	0
17	TOTAL AMOUNT CHARGED FOR OIL SUPPLIED INCLUDING TRANSPORTATION (11+16)	( Rs. )	4,14,83,721.00
E)	TOTAL COST		
18	LANDED COST OF OIL(2+17)/(1+7)	Rs./KL	86690.43
19	BLENDING RATIO(DOMESTIC/IMPORTED)		
20	WEIGHTED AVERAGE COST OF OIL	Rs./KL	86690.43
F)	QUALITY		
21	GCV OF DOMESTIC OIL OF THE OPENING STOCK AS PER BILL OF OIL COMPANY	(kCal/Lit)	9178
22	GCV OF DOMESTIC OIL SUPPLIED AS PER BILL OF OIL COMPANY	(kCal/Lit)	9053
23	GCV OF IMPORTED OIL OF THE OPENING STOCK AS PER BILL OF OIL COMPANY	(kCal/Lit)	0
24	GCV OF IMPORTED OIL SUPPLIED AS PER BILL OF OIL COMPANY	(kCal/Lit)	0
25	WEIGHTED AVERAGE GCV OF OIL AS BILLED	(kCal/Lit)	9136
26	GCV OF DOMESTIC OIL OF THE OPENING STOCK AS RECEIVED AT STATION	(kCal/Lit)	9178
27	GCV OF DOMESTIC OIL SUPPLIED AS RECEIVED AT STATION	(kCal/Lit)	9053
28	GCV OF IMPORTED OIL OF OPENING STOCK AS RECEIVED AT STATION	(kCal/Lit)	0
29	GCV OF IMPORTED OIL OF OPENING STOCK AS RECEIVED AT STATION	(kCal/Lit)	0
30	WEIGHTED AVERAGE GCV OF OIL AS RECEIVED	(kCal/Lit)	9136

*Mini Om Gupta*

M. No: 422905  
PARTNER



*R. Vijayasree*  
(Vijayasree Ranganathan)  
CFO


विजयश्री रंगनाथन / Vijayasree Ranganathan  
मुख्य वित्त अधिकारी  
Chief Financial Officer  
बीआरबीसीएल, नवीनगर, औरंगाबाद, बिहार  
BRBCL, Nabinagar, Aurangabad, Bihar

*Avinash Shukla*  
अविनाश शुक्ला / AVINASH SHUKLA  
वरिष्ठ प्रबन्धक (ईईएमजी)  
Sr. Manager (EEMG)  
बी.आर.बी.सी.एल. / BRBCL  
नवीनगर टी.पी.पी. / Nabinagar T.P.P.  
औरंगाबाद, बिहार / Aurangabad, Bihar

DETAILS OF SOURCE WISE FUEL FOR COMPUTATION OF ENERGY CHARGES			PART 1
			FORM-15 (Provisional)
NAME OF THE COMPANY			BHARTIYA RAIL BIJLEE COMPANY LIMITED
NAME OF THE GENERATING STATION			Nabinagar Thermal Power Station
MONTH:			May-23
S NO.	Particulars	Unit	LDO
A) OPENING QUANTITY			
1	OPENING QUANTITY OF OIL	(KL)	1,137,224
2	VALUE OF STOCK	(RS)	9,85,86,433.29
B) QUANTITY			
3	QUANTITY OF OIL SUPPLIED BY OIL/LIGNIE COMPANY	(KL)	0.000
4	ADJUSTMENT (+/-) IN QUANTITY SUPPLIED MADE BY OIL COMPANY	(KL)	
5	OIL SUPPLIED BY OIL COMPANY(3+4)	(KL)	0.000
6	NORMATIVE TRANSIT & HANDLING LOSSES (FOR OIL BASED PROJECTS)	(KL)	
7	NET OIL SUPPLIED (5-6)	(KL)	0.000
C) PRICE			
8	AMOUNT CHARGED BY OIL COMPANY	(Rs.)	
9	ADJUSTMENT(+/-) IN AMOUNT CHARGED BY OIL COMPANY	(Rs.)	
10	HANDLING, SAMPLING AND SUCH OTHER SIMILAR CHARGES		
11	TOTAL AMOUNT CHARGED (8+9+10)	(Rs.)	
D) TRANSPORTAION			
12	TRANSPORTATION CHARGES BY RAIL/ROAD/SHIP TRANSPORT	(Rs.)	
	BY RAIL		
	BY ROAD		
	BY SHIP		
	.....		
13	ADJUSTMENT(+/-) IN AMOUNT CHARGED MADE BY	(Rs.)	
14	DEMURRAGE CHARGES, IF ANY	(Rs.)	
15	COST OF DIESEL IN TRANSPOTING OIL THROUGH MGR SYSTEM, IF APPLICABLE	(Rs.)	
16	TOTAL TRANSPORTATION CHARGES(12+13+14+15)	(Rs.)	0
17	TOTAL AMOUNT CHARGED FOR OIL SUPPLIED INCLUDING TRANSPORTATION (11+16)	(Rs.)	
E) TOTAL COST			
18	LANDED COST OF OIL(2+17)/(1+7)	Rs./KL	86690.43
19	BLENDING RATIO(DOMESTIC/IMPORTED)		
20	WEIGHTED AVERAGE COST OF OIL	Rs./KL	86690.43
F) QUALITY			
21	GCV OF DOMESTIC OIL OF THE OPENING STOCK AS PER BILL OF OIL COMPANY	(kCal/Lit)	9131
22	GCV OF DOMESTIC OIL SUPPLIED AS PER BILL OF OIL COMPANY	(kCal/Lit)	0
23	GCV OF IMPORTED OIL OF THE OPENING STOCK AS PER BILL OF OIL COMPANY	(kCal/Lit)	0
24	GCV OF IMPORTED OIL SUPPLIED AS PER BILL OF OIL COMPANY	(kCal/Lit)	0
25	WEIGHTED AVERAGE GCV OF OIL AS BILLED	(kCal/Lit)	9131
26	GCV OF DOMESTIC OIL OF THE OPENING STOCK AS RECEIVED AT STATION	(kCal/Lit)	9131
27	GCV OF DOMESTIC OIL SUPPLIED AS RECEIVED AT STATION	(kCal/Lit)	0
28	GCV OF IMPORTED OIL OF OPENING STOCK AS RECEIVED AT STATION	(kCal/Lit)	0
29	GCV OF IMPORTED OIL OF OPENING STOCK AS RECEIVED AT STATION	(kCal/Lit)	0
30	WEIGHTED AVERAGE GCV OF OIL AS RECEIVED	(kCal/Lit)	9131

*M. No. 422905*

**M. No: 422905  
PARTNER**



*R. Vijayasree*  
(Vijayasree Ranganathan)  
CFO

विजयश्री रंगनाथन / Vijayasree Ranganathan  
मुख्य वित्त अधिकारी  
Chief Financial Officer  
बीआरबीएल, नबीनगर, औरंगाबाद, बिहार  
BRBCL, Nabinagar, Aurangabad, Bihar

*Avinash*  
अविनाश शुक्ला / AVINASH SHUKLA  
वरिष्ठ प्रबंधक (ईंईएमजी)  
Sr. Manager (EEMG)  
बी.आर.बी.सी.एल. / BRBCL  
नबीनगर, औरंगाबाद, बिहार / Nabinagar, T.P.P.  
औरंगाबाद, बिहार / Aurangabad, Bihar

DETAILS OF SOURCE WISE FUEL FOR COMPUTATION OF ENERGY CHARGES			PART 1
			FORM-15 (Provisional)
NAME OF THE COMPANY			BHARTIYA RAIL BIJLEE COMPANY LIMITED
NAME OF THE GENERATING STATION			Nabinagar Thermal Power Station
MONTH:			Jun-23
S NO.	Particulars	Unit	LDO
A)	OPENING QUANTITY		
1	OPENING QUANTITY OF OIL	(KL)	864.224
2	VALUE OF STOCK	(RS)	7,49,19,946.93
B)	QUANTITY		
3	QUANTITY OF OIL SUPPLIED BY OIL/LIGNIE COMPANY	(KL)	925.186
4	ADJUSTMENT (+/-) IN QUANTITY SUPPLIED MADE BY OIL COMPANY	(KL)	
5	OIL SUPPLIED BY OIL COMPANY(3+4)	(KL)	925.186
6	NORMATIVE TRANSIT & HANDLING LOSSES (FOR OIL BASED PROJECTS)	(KL)	
7	NET OIL SUPPLIED (5-6)	(KL)	925.186
C)	PRICE		
8	AMOUNT CHARGED BY OIL COMPANY	( Rs. )	6,87,80,679.45
9	ADJUSTMENT(+/-) IN AMOUNT CHARGED BY OIL COMPANY	( Rs. )	
10	HANDLING, SAMPLING AND SUCH OTHER SIMILAR CHARGES		
11	TOTAL AMOUNT CHARGED (8+9+10)	( Rs. )	6,87,80,679.45
D)	TRANSPORTAION		
12	TRANSPORTATION CHARGES BY RAIL/ROAD/SHIP TRANSPORT	( Rs. )	
	BY RAIL		
	BY ROAD		
	BY SHIP		
	.....		
13	ADJUSTMENT(+/-) IN AMOUNT CHARGED MADE BY	( Rs. )	
14	DEMURRAGE CHARGES, IF ANY	( Rs. )	
15	COST OF DIESEL IN TRANSPOTING OIL THROUGH MGR SYSTEM, IF APPLICABLE	( Rs. )	
16	TOTAL TRANSPORTATION CHARGES(12+13+14+15)	( Rs. )	0
17	TOTAL AMOUNT CHARGED FOR OIL SUPPLIED INCLUDING TRANSPORTATION (11+16)	( Rs. )	6,87,80,679.45
E)	TOTAL COST		
18	LANDED COST OF OIL(2+17)/(1+7)	Rs./KL	80306.15
19	BLENDING RATIO(DOMESTIC/IMPORTED)		
20	WEIGHTED AVERAGE COST OF OIL	Rs./KL	80306.15
F)	QUALITY		
21	GCV OF DOMESTIC OIL OF THE OPENING STOCK AS PER BILL OF OIL COMPANY	(kCal/Lit)	9131
22	GCV OF DOMESTIC OIL SUPPLIED AS PER BILL OF OIL COMPANY	(kCal/Lit)	9330
23	GCV OF IMPORTED OIL OF THE OPENING STOCK AS PER BILL OF OIL COMPANY	(kCal/Lit)	0
24	GCV OF IMPORTED OIL SUPPLIED AS PER BILL OF OIL COMPANY	(kCal/Lit)	0
25	WEIGHTED AVERAGE GCV OF OIL AS BILLED	(kCal/Lit)	9228
26	GCV OF DOMESTIC OIL OF THE OPENING STOCK AS RECEIVED AT STATION	(kCal/Lit)	9131
27	GCV OF DOMESTIC OIL SUPPLIED AS RECEIVED AT STATION	(kCal/Lit)	9330
28	GCV OF IMPORTED OIL OF OPENING STOCK AS RECEIVED AT STATION	(kCal/Lit)	0
29	GCV OF IMPORTED OIL OF OPENING STOCK AS RECEIVED AT STATION	(kCal/Lit)	0
30	WEIGHTED AVERAGE GCV OF OIL AS RECEIVED	(kCal/Lit)	9228

*M. No. 422905*  
PARTNER



*R. Vijayasree*  
(Vijayasree Ranganathan)  
CFO

विजयश्री रंगनाथन / Vijayasree Ranganathan  
मुख्य वित्त अधिकारी  
Chief Financial Officer  
बीआरबीएल, नवीनगर, औरंगाबाद, बिहार  
BRBCL, Nabinagar, Aurangabad, Bihar

*Avinash Shukla*  
अविनाश शुक्ला / AVINASH SHUKLA  
वरिष्ठ प्रबंधक (ई०ई०एम०जी०)  
Sr. Manager (EEMG)  
बी.आर.बी.सी.एल. / BRBCL  
नवीनगर टी.पी.पी. / Nabinagar T.P.P.  
औरंगाबाद, बिहार / Aurangabad, Bihar

DETAILS OF SOURCE WISE FUEL FOR COMPUTATION OF ENERGY CHARGES			PART 1
			FORM-15 (Provisional)
NAME OF THE COMPANY			BHARTIYA RAIL BIJLEE COMPANY LIMITED
NAME OF THE GENERATING STATION			Nabinagar Thermal Power Station
MONTH:			Jul-23
S NO.	Particulars	Unit	LDO
A)	OPENING QUANTITY		
1	OPENING QUANTITY OF OIL	(KL)	1,410.100
2	VALUE OF STOCK	(RS)	11,32,64,596.00
B)	QUANTITY		
3	QUANTITY OF OIL SUPPLIED BY OIL/LIGNIE COMPANY	(KL)	467.942
4	ADJUSTMENT (+/-) IN QUANTITY SUPPLIED MADE BY OIL COMPANY	(KL)	
5	OIL SUPPLIED BY OIL COMPANY(3+4)	(KL)	467.942
6	NORMATIVE TRANSIT & HANDLING LOSSES (FOR OIL BASED PROJECTS)	(KL)	
7	NET OIL SUPPLIED (5-6)	(KL)	467.942
C)	PRICE		
8	AMOUNT CHARGED BY OIL COMPANY	( Rs. )	3,71,23,086.00
9	ADJUSTMENT(+/-) IN AMOUNT CHARGED BY OIL COMPANY	( Rs. )	
10	HANDLING, SAMPLING AND SUCH OTHER SIMILAR CHARGES		
11	TOTAL AMOUNT CHARGED (8+9+10)	( Rs. )	3,71,23,086.00
D)	TRANSPORTAION		
12	TRANSPORTATION CHARGES BY RAIL/ROAD/SHIP TRANSPORT	( Rs. )	
	BY RAIL		
	BY ROAD		
	BY SHIP		
	.....		
13	ADJUSTMENT(+/-) IN AMOUNT CHARGED MADE BY	( Rs. )	
14	DEMURRAGE CHARGES, IF ANY	( Rs. )	
15	COST OF DIESEL IN TRANSPOTING OIL THROUGH MGR SYSTEM, IF APPLICABLE	( Rs. )	
16	TOTAL TRANSPORTATION CHARGES(12+13+14+15)	( Rs. )	0
17	TOTAL AMOUNT CHARGED FOR OIL SUPPLIED INCLUDING TRANSPORTATION (11+16)	( Rs. )	3,71,23,086.00
E)	TOTAL COST		
18	LANDED COST OF OIL(2+17)/(1+7)	Rs./KL	80076.85
19	BLENDING RATIO(DOMESTIC/IMPORTED)		
20	WEIGHTED AVERAGE COST OF OIL	Rs./KL	80076.85
F)	QUALITY		
21	GCV OF DOMESTIC OIL OF THE OPENING STOCK AS PER BILL OF OIL COMPANY	(kCal/Lit)	9228
22	GCV OF DOMESTIC OIL SUPPLIED AS PER BILL OF OIL COMPANY	(kCal/Lit)	9335
23	GCV OF IMPORTED OIL OF THE OPENING STOCK AS PER BILL OF OIL COMPANY	(kCal/Lit)	0
24	GCV OF IMPORTED OIL SUPPLIED AS PER BILL OF OIL COMPANY	(kCal/Lit)	0
25	WEIGHTED AVERAGE GCV OF OIL AS BILLED	(kCal/Lit)	9253
26	GCV OF DOMESTIC OIL OF THE OPENING STOCK AS RECEIVED AT STATION	(kCal/Lit)	9228
27	GCV OF DOMESTIC OIL SUPPLIED AS RECEIVED AT STATION	(kCal/Lit)	9335
28	GCV OF IMPORTED OIL OF OPENING STOCK AS RECEIVED AT STATION	(kCal/Lit)	0
29	GCV OF IMPORTED OIL OF OPENING STOCK AS RECEIVED AT STATION	(kCal/Lit)	0
30	WEIGHTED AVERAGE GCV OF OIL AS RECEIVED	(kCal/Lit)	9253

*Muni Om Gupta*

M.No: 42305  
PARTNER



*R. Vijayashree*  
(Vijayasree Ranganathan)  
CFO

विजयश्री रंगनाथन / Vijayasree Ranganathan  
मुख्य वित्त अधिकारी  
Chief Financial Officer  
बीआरबीसीएल, नवीनगर, औरंगाबाद, बिहार  
BRBCL, Nabinagar, Aurangabad, Bihar

*Avinash Shukla*  
अविनाश शुक्ला / AVINASH SHUKLA  
वरिष्ठ प्रबंधक (ई०ई०एम०जी०)  
Sr. Manager (EEMG)  
बी.आर.बी.सी.एल. / BRBCL  
नवीनगर टी.पी.पी. / Nabinagar T.P.P.  
औरंगाबाद, बिहार / Aurangabad, Bihar

DETAILS OF SOURCE WISE FUEL FOR COMPUTATION OF ENERGY CHARGES			PART 1	
			FORM-15 (Provisional)	
NAME OF THE COMPANY			BHARTIYA RAIL BIJLEE COMPANY LIMITED	
NAME OF THE GENERATING STATION			Nabinagar Thermal Power Station	
MONTH:			Aug-23	
S NO.	Particulars	Unit	LDO	
A)	OPENING QUANTITY			
1	OPENING QUANTITY OF OIL	(KL)		1,810.042
2	VALUE OF STOCK	(RS)		14,49,42,458.00
B)	QUANTITY			
3	QUANTITY OF OIL SUPPLIED BY OIL/LIGNIE COMPANY	(KL)		48.310
4	ADJUSTMENT (+/-) IN QUANTITY SUPPLIED MADE BY OIL COMPANY	(KL)		
5	OIL SUPPLIED BY OIL COMPANY(3+4)	(KL)		48.310
6	NORMATIVE TRANSIT & HANDLING LOSSES (FOR OIL BASED PROJECTS)	(KL)		
7	NET OIL SUPPLIED (5-6)	(KL)		48.310
C)	PRICE			
8	AMOUNT CHARGED BY OIL COMPANY	( Rs. )		38,07,452.00
9	ADJUSTMENT(+/-) IN AMOUNT CHARGED BY OIL COMPANY	( Rs. )		
10	HANDLING, SAMPLING AND SUCH OTHER SIMILAR CHARGES			
11	TOTAL AMOUNT CHARGED (8+9+10)	( Rs. )		38,07,452.00
D)	TRANSPORTAION			
12	TRANSPORTATION CHARGES BY RAIL/ROAD/SHIP TRANSPORT	( Rs. )		
	BY RAIL			
	BY ROAD			
	BY SHIP			
	.....			
13	ADJUSTMENT(+/-) IN AMOUNT CHARGED MADE BY	( Rs. )		
14	DEMURRAGE CHARGES, IF ANY	( Rs. )		
15	COST OF DIESEL IN TRANSPORTING OIL THROUGH MGR SYSTEM, IF APPLICABLE	( Rs. )		
16	TOTAL TRANSPORTATION CHARGES(12+13+14+15)	( Rs. )		0
17	TOTAL AMOUNT CHARGED FOR OIL SUPPLIED INCLUDING TRANSPORTATION (11+16)	( Rs. )		38,07,452.00
E)	TOTAL COST			
18	LANDED COST OF OIL(2+17)/(1+7)	Rs./KL		80043.99
19	BLENDING RATIO(DOMESTIC/IMPORTED)			
20	WEIGHTED AVERAGE COST OF OIL	Rs./KL		80043.99
F)	QUALITY			
21	GCV OF DOMESTIC OIL OF THE OPENING STOCK AS PER BILL OF OIL COMPANY	(kCal/Lit)		9253
22	GCV OF DOMESTIC OIL SUPPLIED AS PER BILL OF OIL COMPANY	(kCal/Lit)		9335
23	GCV OF IMPORTED OIL OF THE OPENING STOCK AS PER BILL OF OIL COMPANY	(kCal/Lit)		0
24	GCV OF IMPORTED OIL SUPPLIED AS PER BILL OF OIL COMPANY	(kCal/Lit)		0
25	WEIGHTED AVERAGE GCV OF OIL AS BILLED	(kCal/Lit)		9254
26	GCV OF DOMESTIC OIL OF THE OPENING STOCK AS RECEIVED AT STATION	(kCal/Lit)		9335
27	GCV OF DOMESTIC OIL SUPPLIED AS RECEIVED AT STATION	(kCal/Lit)		9254
28	GCV OF IMPORTED OIL OF OPENING STOCK AS RECEIVED AT STATION	(kCal/Lit)		0
29	GCV OF IMPORTED OIL OF OPENING STOCK AS RECEIVED AT STATION	(kCal/Lit)		0
30	WEIGHTED AVERAGE GCV OF OIL AS RECEIVED	(kCal/Lit)		9254

*M. No. 422505*

**M. No. 422505  
PARTNER**



*R. Vijayasree*  
(Vijayasree Ranganathan)

विजयश्री रंगनाथन / Vijayasree Ranganathan  
मुख्य वित्त अधिकारी  
Chief Financial Officer  
बीआरबीसीएल, नवीनगर, औरंगाबाद, बिहार  
BRBCL, Nabinagar, Aurangabad, Bihar

*Avinash Shukla*  
अविनाश शुक्ला / AVINASH SHUKLA  
वरिष्ठ प्रबंधक (ई०ई०एम०जी०)  
Sr. Manager (EEMG)  
बी.आर.बी.सी.एल. / BRBCL  
नवीनगर टी.पी.पी. / Nabinagar T.P.P.  
औरंगाबाद, बिहार / Aurangabad, Bihar

DETAILS OF SOURCE WISE FUEL FOR COMPUTATION OF ENERGY CHARGES			PART 1
			FORM-15 (Provisional)
NAME OF THE COMPANY			BHARTIYA RAIL BULEE COMPANY LIMITED
NAME OF THE GENERATING STATION			Nabinagar Thermal Power Station
MONTH:			Sep-23
S NO.	Particulars	Unit	LDO
A) OPENING QUANTITY			
1	OPENING QUANTITY OF OIL	(KL)	1,443,352
2	VALUE OF STOCK	(RS)	11,55,31,652.00
B) QUANTITY			
3	QUANTITY OF OIL SUPPLIED BY OIL/LIGNIE COMPANY	(KL)	0.000
4	ADJUSTMENT (+/-) IN QUANTITY SUPPLIED MADE BY OIL COMPANY	(KL)	
5	OIL SUPPLIED BY OIL COMPANY(3+4)	(KL)	0.000
6	NORMATIVE TRANSIT & HANDLING LOSSES (FOR OIL BASED PROJECTS)	(KL)	
7	NET OIL SUPPLIED (5-6)	(KL)	0.000
C) PRICE			
8	AMOUNT CHARGED BY OIL COMPANY	( Rs. )	
9	ADJUSTMENT(+/-) IN AMOUNT CHARGED BY OIL COMPANY	( Rs. )	
10	HANDLING, SAMPLING AND SUCH OTHER SIMILAR CHARGES		
11	TOTAL AMOUNT CHARGED (8+9+10)	( Rs. )	
D) TRANSPORTAION			
12	TRANSPORTATION CHARGES BY RAIL/ROAD/SHIP TRANSPORT	( Rs. )	
	BY RAIL		
	BY ROAD		
	BY SHIP		
	.....		
13	ADJUSTMENT(+/-) IN AMOUNT CHARGED MADE BY	( Rs. )	
14	DEMURRAGE CHARGES, IF ANY	( Rs. )	
15	COST OF DIESEL IN TRANSPOTING OIL THROUGH MGR SYSTEM, IF APPLICABLE	( Rs. )	
16	TOTAL TRANSPORTATION CHARGES(12+13+14+15)	( Rs. )	
17	TOTAL AMOUNT CHARGED FOR OIL SUPPLIED INCLUDING TRANSPORTATION (11+16)	( Rs. )	
E) TOTAL COST			
18	LANDED COST OF OIL(2+17)/(1+7)	Rs./KL	80043.99
19	BLENDING RATIO(DOMESTIC/IMPORTED)		
20	WEIGHTED AVERAGE COST OF OIL	Rs./KL	80043.99
F) QUALITY			
21	GCV OF DOMESTIC OIL OF THE OPENING STOCK AS PER BILL OF OIL COMPANY	(kCal/Lit)	9254
22	GCV OF DOMESTIC OIL SUPPLIED AS PER BILL OF OIL COMPANY	(kCal/Lit)	9325
23	GCV OF IMPORTED OIL OF THE OPENING STOCK AS PER BILL OF OIL COMPANY	(kCal/Lit)	0
24	GCV OF IMPORTED OIL SUPPLIED AS PER BILL OF OIL COMPANY	(kCal/Lit)	0
25	WEIGHTED AVERAGE GCV OF OIL AS BILLED	(kCal/Lit)	9254
26	GCV OF DOMESTIC OIL OF THE OPENING STOCK AS RECEIVED AT STATION	(kCal/Lit)	9254
27	GCV OF DOMESTIC OIL SUPPLIED AS RECEIVED AT STATION	(kCal/Lit)	9325
28	GCV OF IMPORTED OIL OF OPENING STOCK AS RECEIVED AT STATION	(kCal/Lit)	0
29	GCV OF IMPORTED OIL OF OPENING STOCK AS RECEIVED AT STATION	(kCal/Lit)	0
30	WEIGHTED AVERAGE GCV OF OIL AS RECEIVED	(kCal/Lit)	9254

*M. No: 8422905*

PARTNER





*R. Vijayasree*  
(Vijayasree Ranganathan)  
CFO

विजयश्री रंगनाथन / Vijayasree Ranganathan  
मुख्य वित्त अधिकारी  
Chief Financial Officer  
बीआरडीईएल, नवीनगर, औरंगाबाद, विहार  
BRBCL, Nabinagar, Aurangabad, Bihar

*Avinash*  
अविनाश शुक्ला / AVINASH SHUKLA  
वरिष्ठ प्रबंधक (ईईएमएनजी)  
Sr. Manager (EEMG)  
बी.आर.डी.सी.एल. / BRBCL  
नवीनगर टो.पा. / Nabinagar T.P.  
औरंगाबाद, बिहार / Aurangabad, Bihar

DETAILS OF SOURCE WISE FUEL FOR COMPUTATION OF ENERGY CHARGES			PART 1
			FORM-15 (Revised-2)
NAME OF THE COMPANY		BHARTIYA RAIL BIJEE COMPANY	
NAME OF THE GENERATING STATION		Nabinagar Thermal Power Station	
MONTH:		October-2023	
S NO.	Particulars	Unit	LDO
A)	OPENING QUANTITY		
1	OPENING QUANTITY OF OIL	(KL)	1,019.352
2	VALUE OF STOCK	(RS)	8,15,93,000.55
B)	QUANTITY		
3	QUANTITY OF OIL SUPPLIED BY OIL/LIGNIE COMPANY	(KL)	404.000
4	ADJUSTMENT (+/-) IN QUANTITY SUPPLIED MADE BY OIL COMPANY	(KL)	
5	OIL SUPPLIED BY OIL COMPANY(3+4)	(KL)	404.000
6	NORMATIVE TRANSIT & HANDLING LOSSES (FOR OIL BASED PROJECTS)	(KL)	
7	NET OIL SUPPLIED (5-6)	(KL)	404.000
C)	PRICE		
8	AMOUNT CHARGED BY OIL COMPANY	( Rs. )	3,84,84,219.00
9	ADJUSTMENT(+/-) IN AMOUNT CHARGED BY OIL COMPANY	( Rs. )	
10	HANDLING, SAMPLING AND SUCH OTHER SIMILAR CHARGES		
11	TOTAL AMOUNT CHARGED (8+9+10)	( Rs. )	3,84,84,219.00
D)	TRANSPORTAION		
12	TRANSPORTATION CHARGES BY RAIL/ROAD/SHIP TRANSPORT	( Rs. )	
	BY RAIL		
	BY ROAD		
	BY SHIP		
	.....		
13	ADJUSTMENT(+/-) IN AMOUNT CHARGED MADE BY	( Rs. )	
14	DEMURRAGE CHARGES, IF ANY	( Rs. )	
15	COST OF DIESEL IN TRANSPORTING OIL THROUGH MGR SYSTEM, IF APPLICABLE	( Rs. )	
16	TOTAL TRANSPORTATION CHARGES(12+13+14+15)	( Rs. )	0
17	TOTAL AMOUNT CHARGED FOR OIL SUPPLIED INCLUDING TRANSPORTATION (11+16)	( Rs. )	3,84,84,219.00
E)	TOTAL COST		
18	LANDED COST OF OIL(2+17)/(1+7)	Rs./KL	84362.28
19	BLENDING RATIO(DOMESTIC/IMPORTED)		
20	WEIGHTED AVERAGE COST OF OIL	Rs./KL	84362.28
F)	QUALITY		
21	GCV OF DOMESTIC OIL OF THE OPENING STOCK AS PER BILL OF OIL COMPANY	(kCal/Lit)	9254
22	GCV OF DOMESTIC OIL SUPPLIED AS PER BILL OF OIL COMPANY	(kCal/Lit)	9000
23	GCV OF IMPORTED OIL OF THE OPENING STOCK AS PER BILL OF OIL COMPANY	(kCal/Lit)	0
24	GCV OF IMPORTED OIL SUPPLIED AS PER BILL OF OIL COMPANY	(kCal/Lit)	0
25	WEIGHTED AVERAGE GCV OF OIL AS BILLED	(kCal/Lit)	9232
26	GCV OF DOMESTIC OIL OF THE OPENING STOCK AS RECEIVED AT STATION	(kCal/Lit)	9254
27	GCV OF DOMESTIC OIL SUPPLIED AS RECEIVED AT STATION	(kCal/Lit)	9000
28	GCV OF IMPORTED OIL OF OPENING STOCK AS RECEIVED AT STATION	(kCal/Lit)	0
29	GCV OF IMPORTED OIL OF OPENING STOCK AS RECEIVED AT STATION	(kCal/Lit)	0
30	WEIGHTED AVERAGE GCV OF OIL AS RECEIVED	(kCal/Lit)	9232

  
(Vijayasree Ranganathan)  
CFO

  
अविनाश शुक्ला / AVINASH SHUKLA  
वरिष्ठ प्रबंधक (ईंईंरमंजीं)  
Sr. Manager (EEMG)  
बी.आर.बी.सी.एल. / BRBCL  
नवीनगर टी.पी.पी. / Nabinagar T.P.P.  
औरंगाबाद, बिहार / Aurangabad Bihar

DETAILS OF SOURCE WISE FUEL FOR COMPUTATION OF ENERGY CHARGES			PART 1
			FORM-15 (Revised)
NAME OF THE COMPANY		BHARTIYA RAIL BIJEE COMPANY	
NAME OF THE GENERATING STATION		Nabinagar Thermal Power Station	
MONTH:		November-2023	
S NO.	Particulars	Unit	LDO
A)	OPENING QUANTITY		
1	OPENING QUANTITY OF OIL	(KL)	1,176.352
2	VALUE OF STOCK	(RS)	9,92,39,736.46
B)	QUANTITY		
3	QUANTITY OF OIL SUPPLIED BY OIL/LIGNIE COMPANY	(KL)	404.000
4	ADJUSTMENT (+/-) IN QUANTITY SUPPLIED MADE BY OIL COMPANY	(KL)	
5	OIL SUPPLIED BY OIL COMPANY(3+4)	(KL)	404.000
6	NORMATIVE TRANSIT & HANDLING LOSSES (FOR OIL BASED PROJECTS)	(KL)	
7	NET OIL SUPPLIED (5-6)	(KL)	404.000
C)	PRICE		
8	AMOUNT CHARGED BY OIL COMPANY	( Rs. )	3,60,15,373.44
9	ADJUSTMENT (+/-) IN AMOUNT CHARGED BY OIL COMPANY	( Rs. )	
10	HANDLING, SAMPLING AND SUCH OTHER SIMILAR CHARGES		
11	TOTAL AMOUNT CHARGED (8+9+10)	( Rs. )	3,60,15,373.44
D)	TRANSPORTAION		
12	TRANSPORTATION CHARGES BY RAIL/ROAD/SHIP TRANSPORT	( Rs. )	-
	BY RAIL		
	BY ROAD		
	BY SHIP		
	.....		
13	ADJUSTMENT (+/-) IN AMOUNT CHARGED MADE BY	( Rs. )	
14	DEMURRAGE CHARGES, IF ANY	( Rs. )	
15	COST OF DIESEL IN TRANSPOTING OIL THROUGH MGR SYSTEM, IF APPLICABLE	( Rs. )	
16	TOTAL TRANSPORTATION CHARGES(12+13+14+15)	( Rs. )	0
17	TOTAL AMOUNT CHARGED FOR OIL SUPPLIED INCLUDING TRANSPORTATION (11+16)	( Rs. )	3,60,15,373.44
E)	TOTAL COST		
18	LANDED COST OF OIL(2+17)/(1+7)	Rs./KL	85585.43
19	BLENDING RATIO(DOMESTIC/IMPORTED)		
20	WEIGHTED AVERAGE COST OF OIL	Rs./KL	85585.43
F)	QUALITY		
21	GCV OF DOMESTIC OIL OF THE OPENING STOCK AS PER BILL OF OIL COMPANY	(kCal/Lit)	9232
22	GCV OF DOMESTIC OIL SUPPLIED AS PER BILL OF OIL COMPANY	(kCal/Lit)	9336
23	GCV OF IMPORTED OIL OF THE OPENING STOCK AS PER BILL OF OIL COMPANY	(kCal/Lit)	0
24	GCV OF IMPORTED OIL SUPPLIED AS PER BILL OF OIL COMPANY	(kCal/Lit)	0
25	WEIGHTED AVERAGE GCV OF OIL AS BILLED	(kCal/Lit)	9264
26	GCV OF DOMESTIC OIL OF THE OPENING STOCK AS RECEIVED AT STATION	(kCal/Lit)	9232
27	GCV OF DOMESTIC OIL SUPPLIED AS RECEIVED AT STATION	(kCal/Lit)	9336
28	GCV OF IMPORTED OIL OF OPENING STOCK AS RECEIVED AT STATION	(kCal/Lit)	0
29	GCV OF IMPORTED OIL OF OPENING STOCK AS RECEIVED AT STATION	(kCal/Lit)	0
30	WEIGHTED AVERAGE GCV OF OIL AS RECEIVED	(kCal/Lit)	9264

R. Vijayasree Ranganathan  
CFO

*(Signature)*

अविनाश शुक्ला / AVINASH SHUKLA  
वरिष्ठ प्रबंधक (ई०ई०एम०जी०)  
Sr. Manager (EEMG)  
बी.आर.बी.सी.एन. / BRBCL  
नवीनगर टी.पी.पी. / Nabinagar T.P.P.  
औरंगाबाद, बिहार / Aurangabad, Bihar

DETAILS OF SOURCE WISE FUEL FOR COMPUTATION OF ENERGY CHARGES			PART 1	
			FORM-15 (Revised)	
NAME OF THE COMPANY			BHARTIYA RAIL BULEE COMPANY	
NAME OF THE GENERATING STATION			Nabinagar Thermal Power Station	
MONTH:			December-2023	
S NO.	Particulars	Unit	LDO	
<b>A) OPENING QUANTITY</b>				
1	OPENING QUANTITY OF OIL	(KL)	1,483.352	
2	VALUE OF STOCK	(RS)	12,69,53,322.92	
<b>B) QUANTITY</b>				
3	QUANTITY OF OIL SUPPLIED BY OIL/LIGNIE COMPANY	(KL)	0.000	
4	ADJUSTMENT (+/-) IN QUANTITY SUPPLIED MADE BY OIL COMPANY	(KL)		
5	OIL SUPPLIED BY OIL COMPANY(3+4)	(KL)	0.000	
6	NORMATIVE TRANSIT & HANDLING LOSSES (FOR OIL BASED PROJECTS)	(KL)		
7	NET OIL SUPPLIED (5-6)	(KL)	0.000	
<b>C) PRICE</b>				
8	AMOUNT CHARGED BY OIL COMPANY	( Rs. )		
9	ADJUSTMENT(+/-) IN AMOUNT CHARGED BY OIL COMPANY	( Rs. )		
10	HANDLING, SAMPLING AND SUCH OTHER SIMILAR CHARGES			
11	TOTAL AMOUNT CHARGED (8+9+10)	( Rs. )		
<b>D) TRANSPORTAION</b>				
12	TRANSPORTATION CHARGES BY RAIL/ROAD/SHIP TRANSPORT	( Rs. )		
	BY RAIL			
	BY ROAD			
	BY SHIP			
	.....			
13	ADJUSTMENT(+/-) IN AMOUNT CHARGED MADE BY	( Rs. )		
14	DEMURRAGE CHARGES, IF ANY	( Rs. )		
15	COST OF DIESEL IN TRANSPOTING OIL THROUGH MGR SYSTEM, IF APPLICABLE	( Rs. )		
16	TOTAL TRANSPORTATION CHARGES(12+13+14+15)	( Rs. )	0	
17	TOTAL AMOUNT CHARGED FOR OIL SUPPLIED INCLUDING TRANSPORTATION (11+16)	( Rs. )		
<b>E) TOTAL COST</b>				
18	LANDED COST OF OIL(2+17)/(1+7)	Rs./KL	85585.43	
19	BLENDING RATIO(DOMESTIC/IMPORTED)			
20	WEIGHTED AVERAGE COST OF OIL	Rs./KL	85585.43	
<b>F) QUALITY</b>				
21	GCV OF DOMESTIC OIL OF THE OPENING STOCK AS PER BILL OF OIL COMPANY	(kCal/Lit)	9221	
22	GCV OF DOMESTIC OIL SUPPLIED AS PER BILL OF OIL COMPANY	(kCal/Lit)	0	
23	GCV OF IMPORTED OIL OF THE OPENING STOCK AS PER BILL OF OIL COMPANY	(kCal/Lit)	0	
24	GCV OF IMPORTED OIL SUPPLIED AS PER BILL OF OIL COMPANY	(kCal/Lit)	0	
25	WEIGHTED AVERAGE GCV OF OIL AS BILLED	(kCal/Lit)	9221	
26	GCV OF DOMESTIC OIL OF THE OPENING STOCK AS RECEIVED AT STATION	(kCal/Lit)	9221	
27	GCV OF DOMESTIC OIL SUPPLIED AS RECEIVED AT STATION	(kCal/Lit)	0	
28	GCV OF IMPORTED OIL OF OPENING STOCK AS RECEIVED AT STATION	(kCal/Lit)	0	
29	GCV OF IMPORTED OIL OF OPENING STOCK AS RECEIVED AT STATION	(kCal/Lit)	0	
30	WEIGHTED AVERAGE GCV OF OIL AS RECEIVED	(kCal/Lit)	9221	

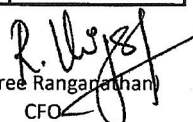
*R. Vijay*  
(Vijayasree Rangarathan)  
CFO


*AVINASH SHUKLA*

अविनाश शुक्ला / AVINASH SHUKLA  
वरिष्ठ प्रबंधक (ई०ई०एम०जी०)  
Sr. Manager (EEMG)  
बी.आर.बी.सी.एल. / BRBCL  
नवीनगर टी.पी.पी. / Nabinagar T.P.P.  
औरंगाबाद, बिहार / Aurangabad, Bihar

163

DETAILS OF SOURCE WISE FUEL FOR COMPUTATION OF ENERGY CHARGES			PART 1
			FORM-15 (Revised)
NAME OF THE COMPANY		BHARTIYA RAIL BIJLEE COMPANY	
NAME OF THE GENERATING STATION		Nabinagar Thermal Power Station	
MONTH:		January-2024	
S NO.	Particulars	Unit	LDO
<b>A) OPENING QUANTITY</b>			
1	OPENING QUANTITY OF OIL	(KL)	1,483.352
2	VALUE OF STOCK	(RS)	12,69,53,322.92
<b>B) QUANTITY</b>			
3	QUANTITY OF OIL SUPPLIED BY OIL/LIGNIE COMPANY	(KL)	0.000
4	ADJUSTMENT (+/-) IN QUANTITY SUPPLIED MADE BY OIL COMPANY	(KL)	
5	OIL SUPPLIED BY OIL COMPANY(3+4)	(KL)	0.000
6	NORMATIVE TRANSIT & HANDLING LOSSES (FOR OIL BASED PROJECTS)	(KL)	
7	NET OIL SUPPLIED (5-6)	(KL)	0.000
<b>C) PRICE</b>			
8	AMOUNT CHARGED BY OIL COMPANY	( Rs. )	
9	ADJUSTMENT(+/-) IN AMOUNT CHARGED BY OIL COMPANY	( Rs. )	
10	HANDLING, SAMPLING AND SUCH OTHER SIMILAR CHARGES		
11	TOTAL AMOUNT CHARGED (8+9+10)	( Rs. )	
<b>D) TRANSPORTAION</b>			
12	TRANSPORTATION CHARGES BY RAIL/ROAD/SHIP TRANSPORT	( Rs. )	
	BY RAIL		
	BY ROAD		
	BY SHIP		
	.....		
13	ADJUSTMENT(+/-) IN AMOUNT CHARGED MADE BY	( Rs. )	
14	DEMURRAGE CHARGES, IF ANY	( Rs. )	
15	COST OF DIESEL IN TRANSPOTING OIL THROUGH MGR SYSTEM, IF APPLICABLE	( Rs. )	
16	TOTAL TRANSPORTATION CHARGES(12+13+14+15)	( Rs. )	0
17	TOTAL AMOUNT CHARGED FOR OIL SUPPLIED INCLUDING TRANSPORTATION (11+16)	( Rs. )	
<b>E) TOTAL COST</b>			
18	LANDED COST OF OIL(2+17)/(1+7)	Rs./KL	85585.43
19	BLENDING RATIO(DOMESTIC/IMPORTED)		
20	WEIGHTED AVERAGE COST OF OIL	Rs./KL	85585.43
<b>F) QUALITY</b>			
21	GCV OF DOMESTIC OIL OF THE OPENING STOCK AS PER BILL OF OIL COMPANY	(kCal/Lit)	9221
22	GCV OF DOMESTIC OIL SUPPLIED AS PER BILL OF OIL COMPANY	(kCal/Lit)	0
23	GCV OF IMPORTED OIL OF THE OPENING STOCK AS PER BILL OF OIL COMPANY	(kCal/Lit)	0
24	GCV OF IMPORTED OIL SUPPLIED AS PER BILL OF OIL COMPANY	(kCal/Lit)	0
25	WEIGHTED AVERAGE GCV OF OIL AS BILLED	(kCal/Lit)	9221
26	GCV OF DOMESTIC OIL OF THE OPENING STOCK AS RECEIVED AT STATION	(kCal/Lit)	9221
27	GCV OF DOMESTIC OIL SUPPLIED AS RECEIVED AT STATION	(kCal/Lit)	0
28	GCV OF IMPORTED OIL OF OPENING STOCK AS RECEIVED AT STATION .	(kCal/Lit)	0
29	GCV OF IMPORTED OIL OF OPENING STOCK AS RECEIVED AT STATION	(kCal/Lit)	0
30	WEIGHTED AVERAGE GCV OF OIL AS RECEIVED	(kCal/Lit)	9221

  
(Vijayasree Ranganathan)  
CFO

  
अविनाश शुक्ला / AVINASH SHUKLA  
परिचय प्रबंधक (ईंईंरमंजी)  
Sr. Manager (EEMG)  
बी.आर.बी.सी.एल. / BRBCL  
नवीनगर टी.पी.पी. / Nabinagar T.P.P.  
औरंगाबाद, बिहार / Aurangabad, Bihar

164

DETAILS OF SOURCE WISE FUEL FOR COMPUTATION OF ENERGY CHARGES			PART 1
			FORM-15 (Revised)
NAME OF THE COMPANY		BHARTIYA RAIL BIJLEE COMPANY	
NAME OF THE GENERATING STATION		Nabinagar Thermal Power Station	
MONTH:		February-2024	
S NO.	Particulars	Unit	LDO
<b>A) OPENING QUANTITY</b>			
1	OPENING QUANTITY OF OIL	(KL)	868.352
2	VALUE OF STOCK	(RS)	7,43,18,282.00
<b>B) QUANTITY</b>			
3	QUANTITY OF OIL SUPPLIED BY OIL/LIGNIE COMPANY	(KL)	0.000
4	ADJUSTMENT (+/-) IN QUANTITY SUPPLIED MADE BY OIL COMPANY	(KL)	
5	OIL SUPPLIED BY OIL COMPANY(3+4)	(KL)	0.000
6	NORMATIVE TRANSIT & HANDLING LOSSES (FOR OIL BASED PROJECTS)	(KL)	
7	NET OIL SUPPLIED (5-6)	(KL)	0.000
<b>C) PRICE</b>			
8	AMOUNT CHARGED BY OIL COMPANY	( Rs. )	
9	ADJUSTMENT(+/-) IN AMOUNT CHARGED BY OIL COMPANY	( Rs. )	
10	HANDLING, SAMPLING AND SUCH OTHER SIMILAR CHARGES		
11	TOTAL AMOUNT CHARGED (8+9+10)	( Rs. )	
<b>D) TRANSPORTAION</b>			
12	TRANSPORTATION CHARGES BY RAIL/ROAD/SHIP TRANSPORT	( Rs. )	
	BY RAIL		
	BY ROAD		
	BY SHIP		
	.....		
13	ADJUSTMENT(+/-) IN AMOUNT CHARGED MADE BY	( Rs. )	
14	DEMURRAGE CHARGES, IF ANY	( Rs. )	
15	COST OF DIESEL IN TRANSPOTING OIL THROUGH MGR SYSTEM, IF APPLICABLE	( Rs. )	
16	TOTAL TRANSPORTATION CHARGES(12+13+14+15)	( Rs. )	0
17	TOTAL AMOUNT CHARGED FOR OIL SUPPLIED INCLUDING TRANSPORTATION (11+16)	( Rs. )	
<b>E) TOTAL COST</b>			
18	LANDED COST OF OIL(2+17)/(1+7)	Rs./KL	85585.43
19	BLENDING RATIO(DOMESTIC/IMPORTED)		
20	WEIGHTED AVERAGE COST OF OIL	Rs./KL	85585.43
<b>F) QUALITY</b>			
21	GCV OF DOMESTIC OIL OF THE OPENING STOCK AS PER BILL OF OIL COMPANY	(kCal/Lit)	9221
22	GCV OF DOMESTIC OIL SUPPLIED AS PER BILL OF OIL COMPANY	(kCal/Lit)	0
23	GCV OF IMPORTED OIL OF THE OPENING STOCK AS PER BILL OF OIL COMPANY	(kCal/Lit)	0
24	GCV OF IMPORTED OIL SUPPLIED AS PER BILL OF OIL COMPANY	(kCal/Lit)	0
25	WEIGHTED AVERAGE GCV OF OIL AS BILLED	(kCal/Lit)	9221
26	GCV OF DOMESTIC OIL OF THE OPENING STOCK AS RECEIVED AT STATION	(kCal/Lit)	9221
27	GCV OF DOMESTIC OIL SUPPLIED AS RECEIVED AT STATION	(kCal/Lit)	0
28	GCV OF IMPORTED OIL OF OPENING STOCK AS RECEIVED AT STATION	(kCal/Lit)	0
29	GCV OF IMPORTED OIL OF OPENING STOCK AS RECEIVED AT STATION	(kCal/Lit)	0
30	WEIGHTED AVERAGE GCV OF OIL AS RECEIVED	(kCal/Lit)	9221

*(Signature)*

अविनाश शुक्ला / AVINASH SHUKLA  
 परिये प्रबंधक (ई०ई०एम०जी०)  
 Sr. Manager (EEMG)  
 बी.आर.बी.सी.एल. / BRBCL  
 नवीनगर टी.पी.पी. / Nabinagar T.P.P.  
 औरंगाबाद, बिहार / Aurangabad, Bihar

*(Signature)*  
 (Vijayasree Ranganathan)  
 CFO

DETAILS OF SOURCE WISE FUEL FOR COMPUTATION OF ENERGY CHARGES			PART 1
			FORM-15 (Revised)
NAME OF THE COMPANY		BHARTIYA RAIL BIJLEE COMPANY	
NAME OF THE GENERATING STATION		Nabinagar Thermal Power Station	
MONTH:		March-2024	
S NO.	Particulars	Unit	LD0
A)	OPENING QUANTITY		
1	OPENING QUANTITY OF OIL	(KL)	888.352
2	VALUE OF STOCK	(RS)	7,43,18,282.00
B)	QUANTITY		
3	QUANTITY OF OIL SUPPLIED BY OIL/LIGNIE COMPANY	(KL)	373.000
4	ADJUSTMENT (+/-) IN QUANTITY SUPPLIED MADE BY OIL COMPANY	(KL)	
5	OIL SUPPLIED BY OIL COMPANY(3+4)	(KL)	373.000
6	NORMATIVE TRANSIT & HANDLING LOSSES (FOR OIL BASED PROJECTS)	(KL)	
7	NET OIL SUPPLIED (5-6)	(KL)	373.000
C)	PRICE		
8	AMOUNT CHARGED BY OIL COMPANY	( Rs. )	3,05,83,823.00
9	ADJUSTMENT(+/-) IN AMOUNT CHARGED BY OIL COMPANY	( Rs. )	
10	HANDLING, SAMPLING AND SUCH OTHER SIMILAR CHARGES		
11	TOTAL AMOUNT CHARGED (8+9+10)	( Rs. )	3,05,83,823.00
D)	TRANSPORTAION		
12	TRANSPORTATION CHARGES BY RAIL/ROAD/SHIP TRANSPORT	( Rs. )	
	BY RAIL		
	BY ROAD		
	BY SHIP		
	.....		
13	ADJUSTMENT(+/-) IN AMOUNT CHARGED MADE BY	( Rs. )	
14	DEMURRAGE CHARGES, IF ANY	( Rs. )	
15	COST OF DIESEL IN TRANSPOTING OIL THROUGH MGR SYSTEM, IF APPLICABLE	( Rs. )	
16	TOTAL TRANSPORTATION CHARGES(12+13+14+15)	( Rs. )	0
17	TOTAL AMOUNT CHARGED FOR OIL SUPPLIED INCLUDING TRANSPORTATION (11+16)	( Rs. )	3,05,83,823.00
E)	TOTAL COST		
18	LANDED COST OF OIL(2+17)/(1+7)	Rs./KL	84506.33
19	BLENDING RATIO(DOMESTIC/IMPORTED)		
20	WEIGHTED AVERAGE COST OF OIL	Rs./KL	84506.33
F)	QUALITY		
21	GCV OF DOMESTIC OIL OF THE OPENING STOCK AS PER BILL OF OIL COMPANY	(kCa/LIt)	9221
22	GCV OF DOMESTIC OIL SUPPLIED AS PER BILL OF OIL COMPANY	(kCa/LIt)	0
23	GCV OF IMPORTED OIL OF THE OPENING STOCK AS PER BILL OF OIL COMPANY	(kCa/LIt)	0
24	GCV OF IMPORTED OIL SUPPLIED AS PER BILL OF OIL COMPANY	(kCa/LIt)	0
25	WEIGHTED AVERAGE GCV OF OIL AS BILLED	(kCa/LIt)	9221
26	GCV OF DOMESTIC OIL OF THE OPENING STOCK AS RECEIVED AT STATION	(kCa/LIt)	9221
27	GCV OF DOMESTIC OIL SUPPLIED AS RECEIVED AT STATION	(kCa/LIt)	0
28	GCV OF IMPORTED OIL OF OPENING STOCK AS RECEIVED AT STATION	(kCa/LIt)	0
29	GCV OF IMPORTED OIL OF OPENING STOCK AS RECEIVED AT STATION	(kCa/LIt)	0
30	WEIGHTED AVERAGE GCV OF OIL AS RECEIVED	(kCa/LIt)	9221

R. Vijayasree  
(Vijayasree Ranganathan)  
CFO



अविनाश शुक्ला / AVINASH SHUKLA  
वरिष्ठ प्रबंधक (ईंईंएमजी)  
Sr. Manager (EEMG)  
बी.आर.बी.सी.एल. / BRBCL  
नवीनगर टी.पी.पी. / Nabinagar T.P.P.  
औरंगाबाद, बिहार / Aurangabad, Bihar